



SPDT Electromechanical Relay Failsafe Switch, Terminated,  
DC to 22 GHz, 20W, 12V TTL, Indicators, SMA

## Electromechanical Relay Switches Technical Data Sheet

PE71S6295

### Features

- Single Pole Double Throw Terminated Relay Switch
- DC to 22 GHz Frequency Range
- 1M Cycle Min Operating Life
- Failsafe Actuator
- TTL Logic
- Indicators
- Insertion Loss 0.6 dB max
- Isolation 55 dB min
- 20 Watts Avg Power Max
- Switching Sequence Break Before Make

### Applications

- Test & Measurement
- Communications System
- Instrumentation
- Military Communications

### Description

The PE71S6295 is a Single Pole Double Throw (SPDT) Terminated Electromechanical Relay Switch that operates from DC to 22 GHz and has a rating of 20 Watts input power (CW) in a Break Before Make condition. The output port is terminated in 50 ohms when switched in the isolation (off) state. The design features TTL Logic control Failsafe Actuator with Indicators and Internal Terminations. It is rated for 1M Life Cycles for high reliability operation. Insertion loss is specified from 0.2 dB max and Isolation from 80 dB min at 3 GHz, with +12 Vdc operating voltage. Performance is guaranteed over -35°C to +85°C and the switch assembly is RoHS compliant. The package interface uses solder terminals and SMA Female connectors.

### Electrical Specifications

Switch Type	SPDT, Terminated
Actuator Type	Failsafe
Switching Sequence	Break Before Make
Actuator Options	TTL Logic, Indicators
TTL Control	on: 3.5 to 5.5 Volts off: 0 to 0.8 Volts

Description	Minimum	Typical	Maximum	Units
Frequency Range	DC		22	GHz
Impedance		50		Ohms
Operating Voltage	10.8	12	13.2	Volts
Actuating Current @ 12 Volts			420	mA
Insertion Loss			0.6	dB
Input Power (CW)			20	Watts
Termination Input Power (CW)			5	Watts
Switching Time			20	ms Max

Click the following link (or enter part number in "SEARCH" on website) to obtain additional part information including price, inventory and certifications: [SPDT Electromechanical Relay Failsafe Switch, Terminated, DC to 22 GHz, 20W, 12V TTL, Indicators, SMA PE71S6295](#)



SPDT Electromechanical Relay Failsafe Switch, Terminated,  
DC to 22 GHz, 20W, 12V TTL, Indicators, SMA

## Electromechanical Relay Switches Technical Data

PE71S6295

### Performance by Frequency

Description	F1	F2	F3	F4	F5	Units
Frequency Range	DC to 3	3 to 8	8 to 12.4	12.4 to 18	18 to 22	GHz
VSWR, Max	1.2:1	1.3:1	1.4:1	1.5:1	1.7:1	
Insertion Loss, Max	0.2	0.3	0.4	0.5	0.6	dB
Isolation, Min	80	70	60	60	55	dB

### Mechanical Specifications

#### Size

Weight	0.1874 lbs [85 g]
Body Material and Plating	Aluminum, Nickel
Package Type	Connectorized
Operating Life	1,000,000 Cycles

#### Connectors

RF Connector Type	SMA Female
RF Connector Contact Material and Plating	Beryllium Copper, Gold
RF Connector Body Material and Plating	Passivated Stainless Steel
Control Connector	Solder Pin

### Environmental Specifications

#### Temperature

Operating Range	-35 to +85 deg C
-----------------	------------------

**Compliance Certifications** (see [product page](#) for current document)

### Plotted and Other Data

Notes:

Click the following link (or enter part number in "SEARCH" on website) to obtain additional part information including price, inventory and certifications: [SPDT Electromechanical Relay Failsafe Switch, Terminated, DC to 22 GHz, 20W, 12V TTL, Indicators, SMA PE71S6295](#)

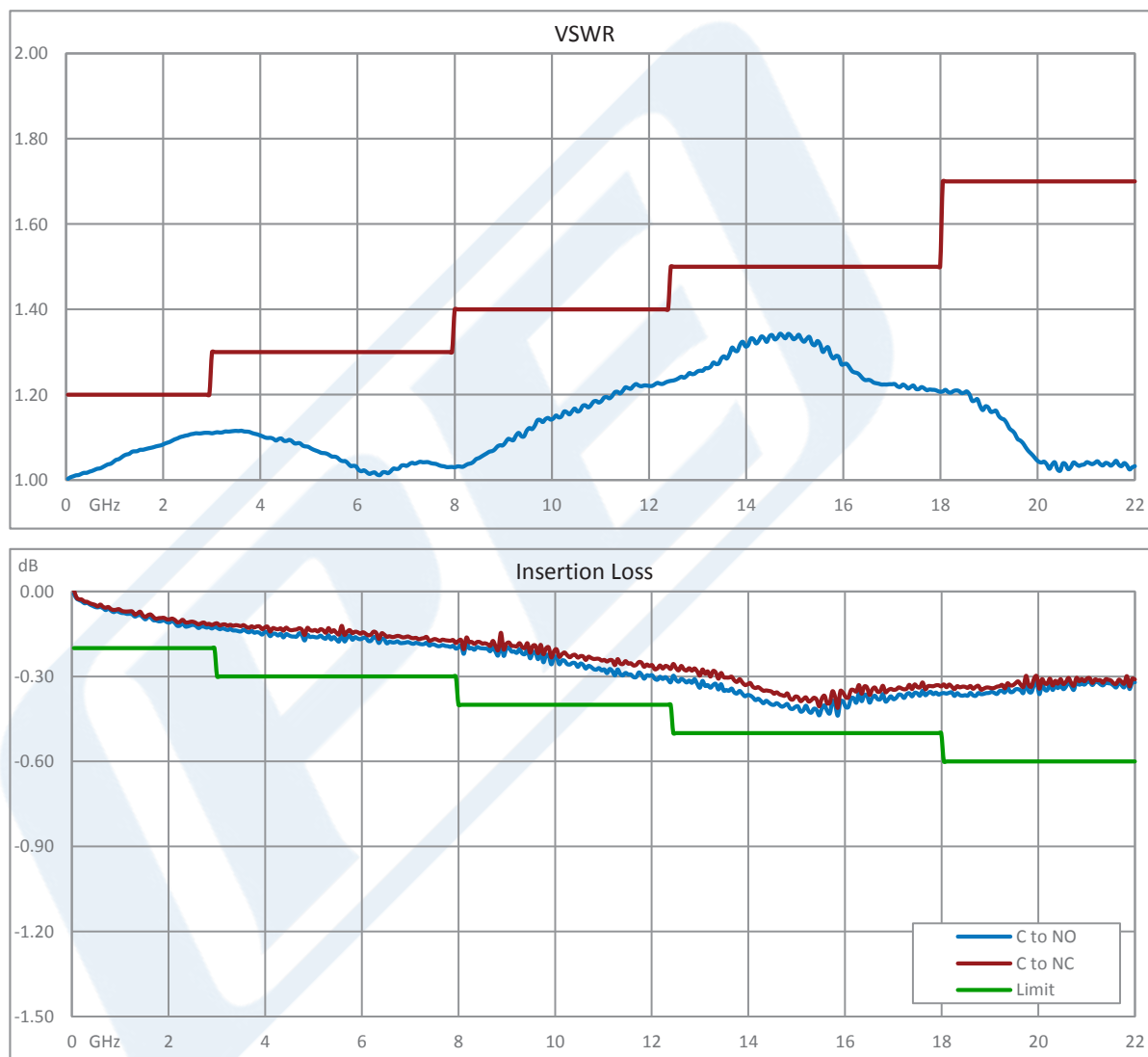


SPDT Electromechanical Relay Failsafe Switch, Terminated,  
DC to 22 GHz, 20W, 12V TTL, Indicators, SMA

## Electromechanical Relay Switches Technical Data

PE71S6295

### Typical Performance Data



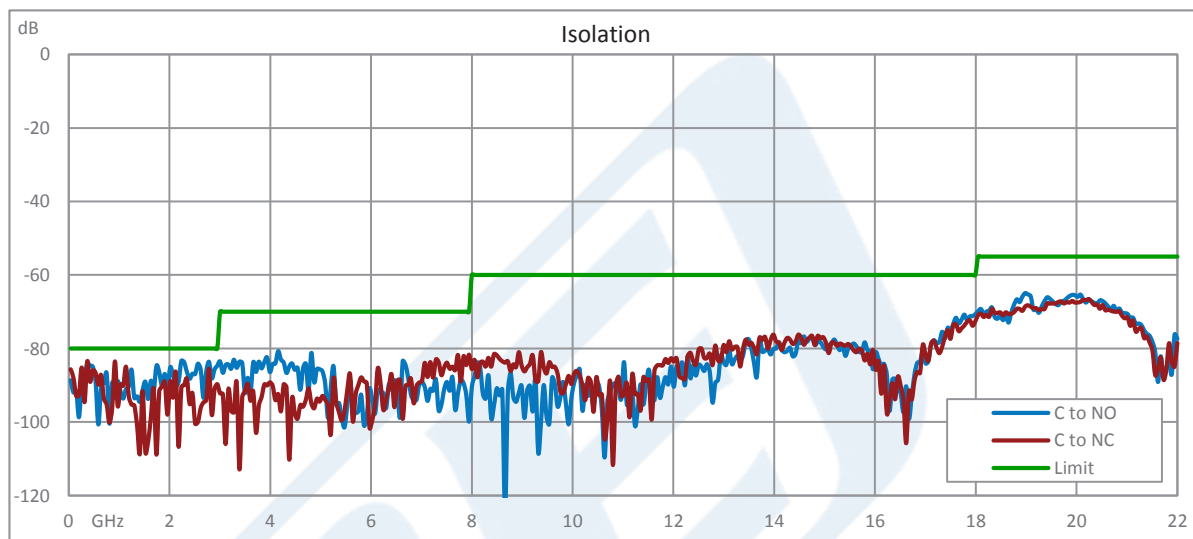
Click the following link (or enter part number in "SEARCH" on website) to obtain additional part information including price, inventory and certifications: [SPDT Electromechanical Relay Failsafe Switch, Terminated, DC to 22 GHz, 20W, 12V TTL, Indicators, SMA PE71S6295](#)



SPDT Electromechanical Relay Failsafe Switch, Terminated,  
DC to 22 GHz, 20W, 12V TTL, Indicators, SMA

## Electromechanical Relay Switches Technical Data

PE71S6295



SPDT Electromechanical Relay Failsafe Switch, Terminated, DC to 22 GHz, 20W, 12V TTL, Indicators, SMA from Pasternack Enterprises has same day shipment for domestic and International orders. Our RF, microwave and millimeter wave products maintain a 99.4% availability and are part of the broadest selection in the industry.

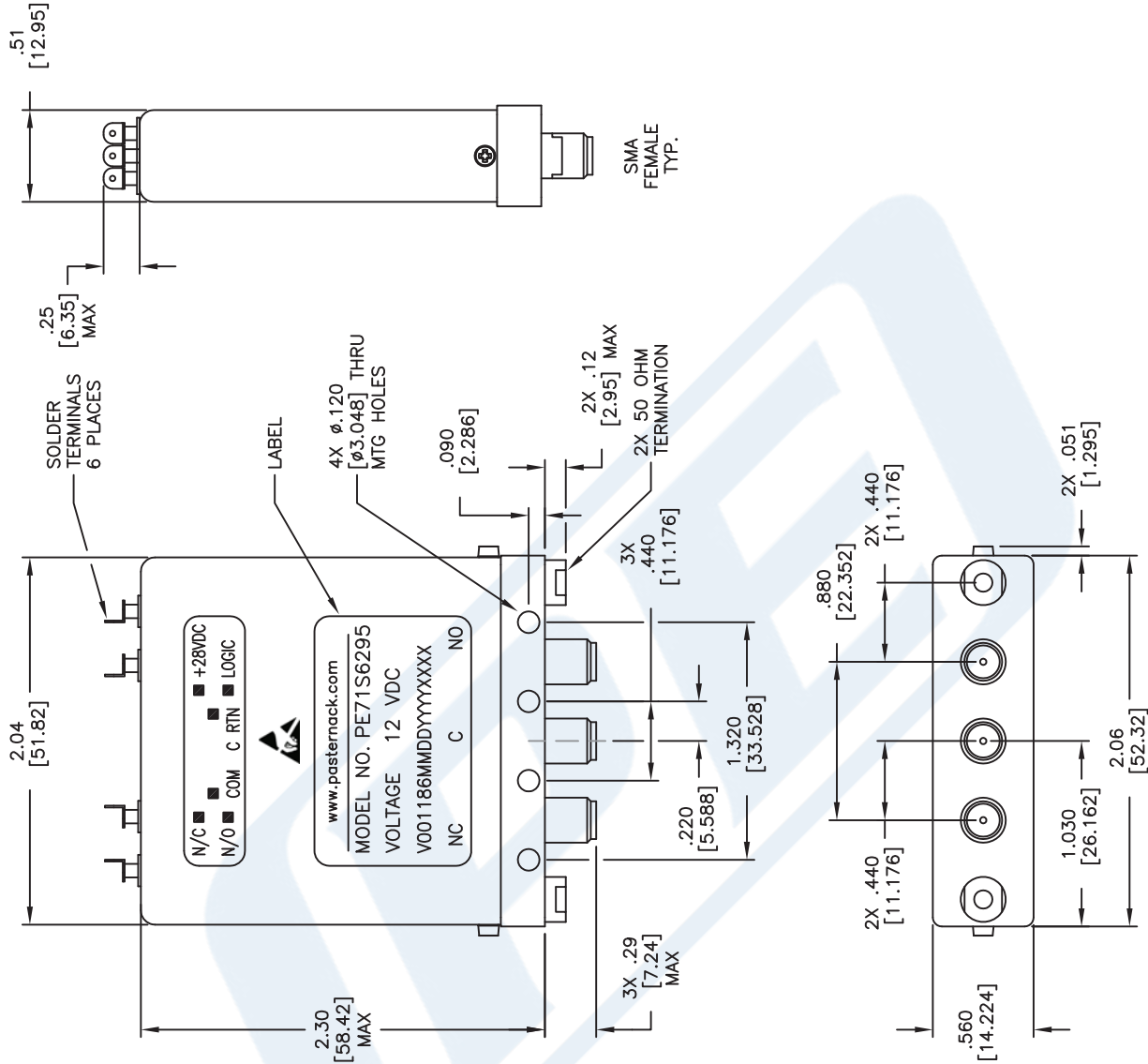
Click the following link (or enter part number in "SEARCH" on website) to obtain additional part information including price, inventory and certifications: [SPDT Electromechanical Relay Failsafe Switch, Terminated, DC to 22 GHz, 20W, 12V TTL, Indicators, SMA PE71S6295](https://www.pasternack.com/sma-spdt-electromechanical-relay-failsafe-switch-ttl-indicators-terminated-pe71s6295-p.aspx)

URL: <https://www.pasternack.com/sma-spdt-electromechanical-relay-failsafe-switch-ttl-indicators-terminated-pe71s6295-p.aspx>

The information contained in this document is accurate to the best of our knowledge and representative of the part described herein. It may be necessary to make modifications to the part and/or the documentation of the part, in order to implement improvements. Pasternack reserves the right to make such changes as required. Unless otherwise stated, all specifications are nominal. Pasternack does not make any representation or warranty regarding the suitability of the part described herein for any particular purpose, and Pasternack does not assume any liability arising out of the use of any part or documentation.

# PE71S6295 CAD Drawing

SPDT Electromechanical Relay Failsafe Switch, Terminated,  
DC to 22 GHz, 20W, 12V TTL, Indicators, SMA



UNLESS OTHERWISE SPECIFIED DIMENSIONS ARE IN INCHES. TOLERANCES ARE:		ANGLES ±1°	FRACTIONS ±1/16
DECIMALS			
.XX ± .03 (0.76)			
.XXX ± .010 (0.254)			
HOLE DIAMETER	TOLERANCE		
.0135 TO .125 (0.343 TO 3.175)	+ .004 TO -.001 (+0.102 TO -0.025)		
.126 TO .250 (3.200 TO 6.350)	+ .005 TO -.001 (+0.127 TO -0.025)		
.251 TO .500 (6.375 TO 12.700)	+ .006 TO -.001 (+0.152 TO -0.025)		
.501 TO .750 (12.725 TO 19.050)	+ .008 TO -.001 (+0.203 TO -0.025)		
.751 TO 1.000 (19.075 TO 25.400)	+ .010 TO -.001 (+0.254 TO -0.025)		
1.001 TO 2.000 (25.425 TO 50.800)	+ .012 TO -.001 (+0.305 TO -0.025)		

\* THESE DIMENSIONS AND TOLERANCES  
SUPERSEDE NOTE #1 ON TITLE BLOCK.

**PE PASTERNAK®**  
THE ENGINEER'S RF SOURCE  
Pasternack Enterprises, Inc.  
P.O. Box 16759 | Irvine | CA | 92623

Phone: (949) 261-1920 | Fax: (949) 261-7451  
Website: www.pasternack.com | E-Mail: sales@pasternack.com

DWG TITLE

**PE71S6295**

NOTES:  
1. UNLESS OTHERWISE SPECIFIED ALL DIMENSIONS ARE NOMINAL.  
2. ALL SPECIFICATIONS ARE SUBJECT TO CHANGE WITHOUT NOTICE AT ANY TIME.  
3. DIMENSIONS ARE IN INCHES [mm].

FSCM NO. 53919

CAD FILE 071516

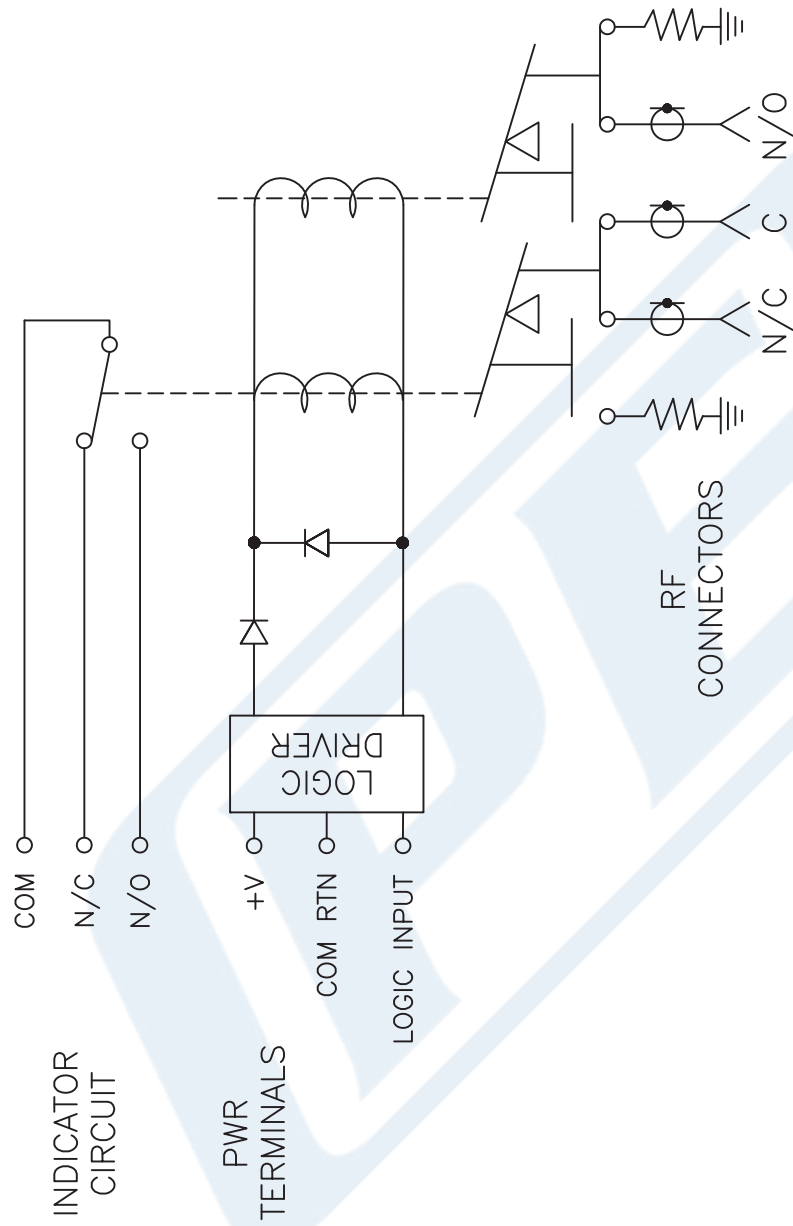
SCALE N/A

SIZE A

2233

PE71S6295 CAD Drawing

SPDT Electromechanical Relay Failsafe Switch, Terminated,  
DC to 22 GHz, 20W, 12V TTL, Indicators, SMA



NOTES:  
1. UNLESS OTHERWISE SPECIFIED ALL DIMENSIONS ARE NOMINAL.  
2. ALL SPECIFICATIONS ARE SUBJECT TO CHANGE WITHOUT NOTICE AT ANY TIME.  
3. DIMENSIONS ARE IN INCHES [mm].

DWG TITLE  
**PE71S6295**

FSCM NO. 53919

CAD FILE 071516

SCALE N/A

SIZE A

2233

**PE PASTERNAK®**  
THE ENGINEER'S RF SOURCE  
Pasternack Enterprises, Inc.  
P.O. Box 16759 | Irvine | CA | 92623  
Phone: (949) 261-1920 | Fax: (949) 261-7451  
Website: www.pasternack.com | E-Mail: sales@pasternack.com