



## 50 dB Fixed Attenuator, N Female to TNC Male Black Anodized Aluminum Heatsink Body Rated to 25 Watts Up to 8 GHz

### RF Fixed Attenuators Technical Data Sheet

**PE7373-50**

#### Description

Pasternack carries a wide range of fixed attenuators with a broad selection of attenuation levels, frequency ranges, and power dissipation ranges. RF microwave attenuators (also known as RF pads) lower the amplitude of a signal (attenuate) a known amount and can be used in a wide variety of applications. These attenuator pads are used when a signal needs to be reduced to protect measurement equipment or other circuitry, to extend the range of power meters and amplifiers, and to impedance match circuits by reducing the VSWR seen by adjacent components. RF attenuators can prevent signal overload in amplifiers, receivers and detectors, adjusting the signal level to a range that is optimal.

Few RF components are as commonly used as fixed coaxial attenuators, and Pasternack carries one of the largest in-stock varieties and ships them same day. The 50 dB Fixed Attenuator PE7373-50 is rated to 25 Watts and operates from DC to 8 GHz. The versatile coaxial package uses type N female to TNC male connectors and is also REACH and RoHS compliant. The Black Anodized Aluminum Heatsink body allows for efficient heat dissipation under high power usage conditions.

#### Electrical Specifications

Description	Minimum	Typical	Maximum	Units
Frequency Range	DC		8	GHz
Impedance		50		Ohms
Nominal Attenuation		50		dB
VSWR			1.6:1	
Input Power, CW			25	Watts
Input Power, Peak			500	Watts

#### Specifications by Frequency

Description	F1	F2	F3	F4	F5	Units
Range	DC to 6	6 to 8				GHz
VSWR, Max	1.25:1	1.45:1				
Attenuation Accuracy, Typ	0.5					dB
Input Power, CW	25					Watts

Click the following link (or enter part number in "SEARCH" on website) to obtain additional part information including price, inventory and certifications: [50 dB Fixed Attenuator, N Female to TNC Male Black Anodized Aluminum Heatsink Body Rated to 25 Watts Up to 8 GHz PE7373-50](#)



50 dB Fixed Attenuator, N Female to TNC Male Black Anodized  
Aluminum Heatsink Body Rated to 25 Watts Up to 8 GHz

## RF Fixed Attenuators Technical Data Sheet

PE7373-50

### Mechanical Specifications

#### Size

Length	4.5 in [114.3 mm]
Width/Diameter	2.41 in [61.21 mm]
Weight	0.8 lbs [362.87 g]
Body Material and Plating	Black Anodized Aluminum Heatsink

#### Configuration

Design	Fixed, Bidirectional
--------	----------------------

#### Connectors

Description	Connector 1	Connector 2
Type	N Female	TNC Male
Contact Material and Plating	Brass, Gold	Beryllium Copper, Gold
Contact Plating Specification	Silver	
Outer Conductor Material and Plating		Stainless Steel, Passivated
Hex Size	11/16 In.	11/16 In.
Body Material and Plating	Stainless Steel, Passivated	Stainless Steel, Passivated
Body Plating Specification	Passivated	

### Environmental Specifications

#### Temperature

Operating Range	-55 to +125 deg C
-----------------	-------------------

**Compliance Certifications** (see [product page](#) for current document)

### Plotted and Other Data

Notes:

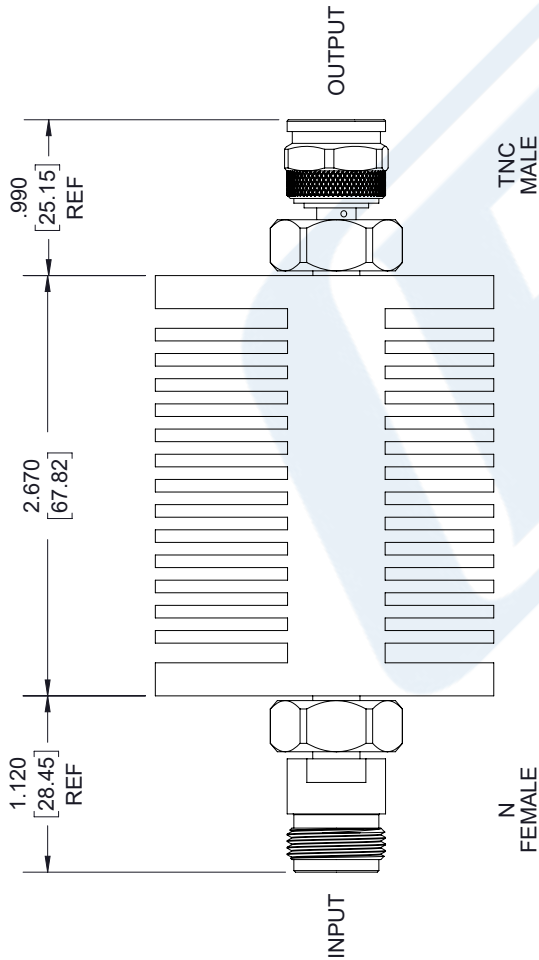
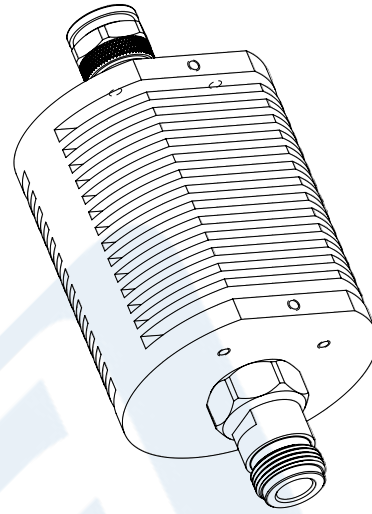
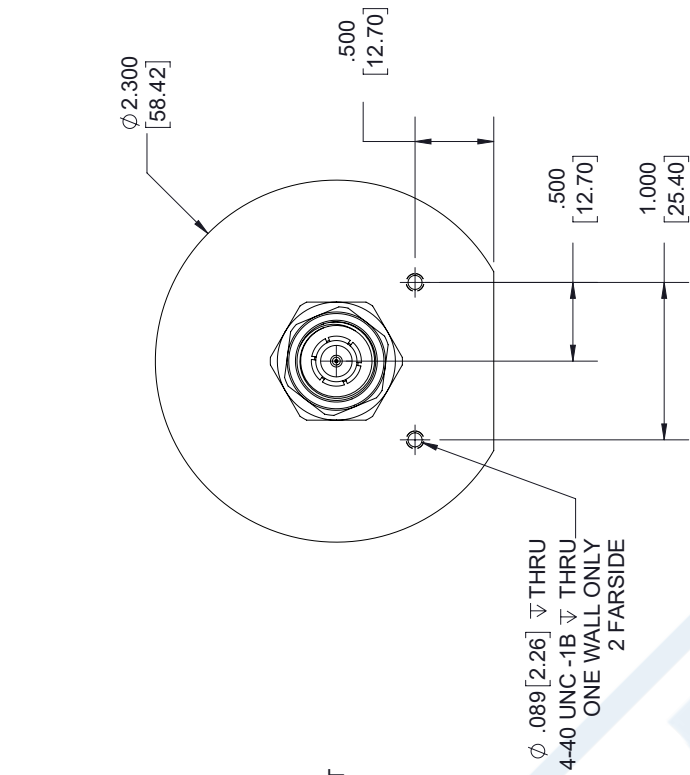
50 dB Fixed Attenuator, N Female to TNC Male Black Anodized Aluminum Heatsink Body Rated to 25 Watts Up to 8 GHz from Pasternack Enterprises has same day shipment for domestic and International orders. Our RF, microwave and millimeter wave products maintain a 99.4% availability and are part of the broadest selection in the industry.

Click the following link (or enter part number in "SEARCH" on website) to obtain additional part information including price, inventory and certifications: [50 dB Fixed Attenuator, N Female to TNC Male Black Anodized Aluminum Heatsink Body Rated to 25 Watts Up to 8 GHz PE7373-50](#)

URL: <https://www.pasternack.com/50db-fixed-n-female-tnc-female-25-watts-attenuator-pe7373-50-p.aspx>

# PE7373-50 CAD Drawing

50 dB Fixed Attenuator, N Female to TNC Male Black Anodized  
Aluminum Heatsink Body Rated to 25 Watts Up to 8 GHz



Ø .089 [2.26] ▽ .349 [8.86]  
4-40 UNC -1B ▽ .224 [5.69]

STANDARD TOLERANCES	
.X	±0.2
.XX	±0.01
.XXX	±0.005

\*STANDARD TOLERANCES APPLY  
ONLY TO DIMENSIONS IN INCHES



Pasternack Enterprises, Inc.  
P.O. Box 16759 | Irvine | CA | 92623

Phone: (949) 261-1920 | Fax: (949) 261-7451  
Website: [www.pasternack.com](http://www.pasternack.com) | E-Mail: [sales@pasternack.com](mailto:sales@pasternack.com)

DWG TITLE

PE7373-50

CAGE CODE 53919

NOTES:  
1. UNLESS OTHERWISE SPECIFIED ALL DIMENSIONS ARE NOMINAL.  
2. ALL SPECIFICATIONS ARE SUBJECT TO CHANGE WITHOUT NOTICE AT ANY TIME.  
3. DIMENSIONS ARE IN INCHES [mm].

CAD FILE 04/18/18

SCALE N/A

SIZE A

7361