



Surface Mount (SMT) Pin Packaged Noise Source Module,
Output ENR of 31 dB, +12 VDC, 0.2 MHz to 500 MHz

Noise Generators Technical Data Sheet

PE85NS4000

Features

- Surface Mount Packaged Noise Source module
- Frequency Range: 200 KHz to 500 MHz
- High Output ENR level: 31 dB
- White Gaussian Noise Output
- Minimum power level -143 dBm/Hz
- Maximum Flatness +/- 0.5 dB
- Small Package Outline with 8 gullwing leads
- DC Voltage: +12 Vdc
- -40°C to +85°C Operating Temperature
- Crest Factor: 5:1

Applications

- Noise Figure Test & Measurement
- Built-In Test Equipment
- Dithering for Increased Dynamic Range for A/D Converters
- Source for Bit Error Rate Testing

Description

The PE85NS4000 is a surface mount packaged noise source which operates over a frequency range from 200 KHz to 500 MHz. This module is particularly useful in circuit board applications used for built-in test equipment, dithering for increased dynamic range of A/D converters, and as a source for bit error rate testing. This module operates at +12 Vdc and features a high output ENR level of 31 dB. The output White Gaussian Noise has a minimum power level of -143 dBm/Hz. Maximum flatness across the entire frequency band is +/-0.5 dB. Operating temperature range is -40°C to +85°C with a temperature coefficient of 0.01 dB/°C. The small surface mount package outline uses 8 gull wing leads. For the circuit board layout, a through hole mounting footprint diagram is included for reference.

Electrical Specifications

RF Characteristics

Description	Minimum	Typical	Maximum	Units
Frequency Range	0.2		500	MHz
Impedance		50		Ohms
Output ENR	31			dB
Flatness			±0.5	dB
Output Variation vs Temperature		0.01		dB/deg C
Output Power Spectral Density	-143			dBm/Hz
Bias Voltage 1		12		Volts
Input Current 1			10	mA
Crest Factor		5:1		

Click the following link (or enter part number in "SEARCH" on website) to obtain additional part information including price, inventory and certifications: [Surface Mount \(SMT\) Pin Packaged Noise Source Module, Output ENR of 31 dB, +12 VDC, 0.2 MHz to 500 MHz PE85NS4000](#)



Surface Mount (SMT) Pin Packaged Noise Source Module,
Output ENR of 31 dB, +12 VDC, 0.2 MHz to 500 MHz

Noise Generators Technical Data Sheet

PE85NS4000

Mechanical Specifications

Size

Length	0.815 in [20.7 mm]
Width/Dia.	0.595 in [15.11 mm]
Height	0.255 in [6.48 mm]
Weight	0.01 lbs [4.54 g]
Package Type	Surface Mount

Environmental Specifications

Temperature

Operating Range	-40 to +85 °C
Storage Range	-65 to +150 °C

Compliance Certifications (see [product page](#) for current document)

Plotted and Other Data

Notes:

Click the following link (or enter part number in "SEARCH" on website) to obtain additional part information including price, inventory and certifications: [Surface Mount \(SMT\) Pin Packaged Noise Source Module, Output ENR of 31 dB, +12 VDC, 0.2 MHz to 500 MHz PE85NS4000](#)

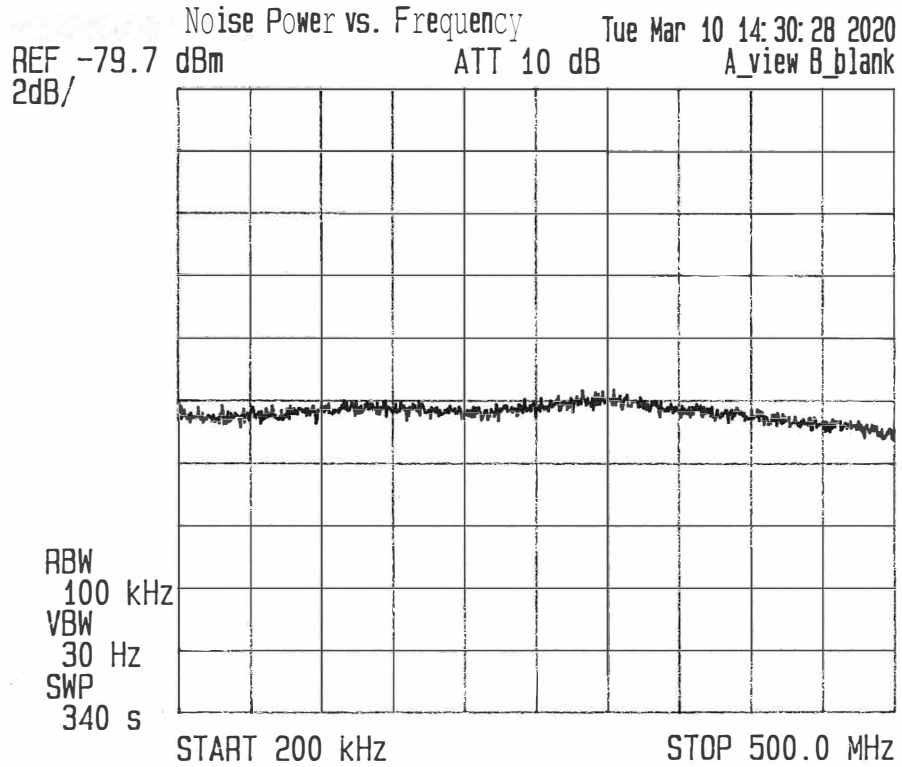


Surface Mount (SMT) Pin Packaged Noise Source Module,
Output ENR of 31 dB, +12 VDC, 0.2 MHz to 500 MHz

Noise Generators Technical Data Sheet

PE85NS4000

Typical Performance Data



Click the following link (or enter part number in "SEARCH" on website) to obtain additional part information including price, inventory and certifications: [Surface Mount \(SMT\) Pin Packaged Noise Source Module, Output ENR of 31 dB, +12 VDC, 0.2 MHz to 500 MHz PE85NS4000](#)



Surface Mount (SMT) Pin Packaged Noise Source Module,
Output ENR of 31 dB, +12 VDC, 0.2 MHz to 500 MHz

Noise Generators Technical Data Sheet

PE85NS4000

Surface Mount (SMT) Pin Packaged Noise Source Module, Output ENR of 31 dB, +12 VDC, 0.2 MHz to 500 MHz from Pasternack Enterprises has same day shipment for domestic and International orders. Our RF, microwave and millimeter wave products maintain a 99.4% availability and are part of the broadest selection in the industry.

Click the following link (or enter part number in "SEARCH" on website) to obtain additional part information including price, inventory and certifications: [Surface Mount \(SMT\) Pin Packaged Noise Source Module, Output ENR of 31 dB, +12 VDC, 0.2 MHz to 500 MHz PE85NS4000](https://www.pasternack.com/noise-source-enr-31-db-500-mhz-pe85ns4000-p.aspx)

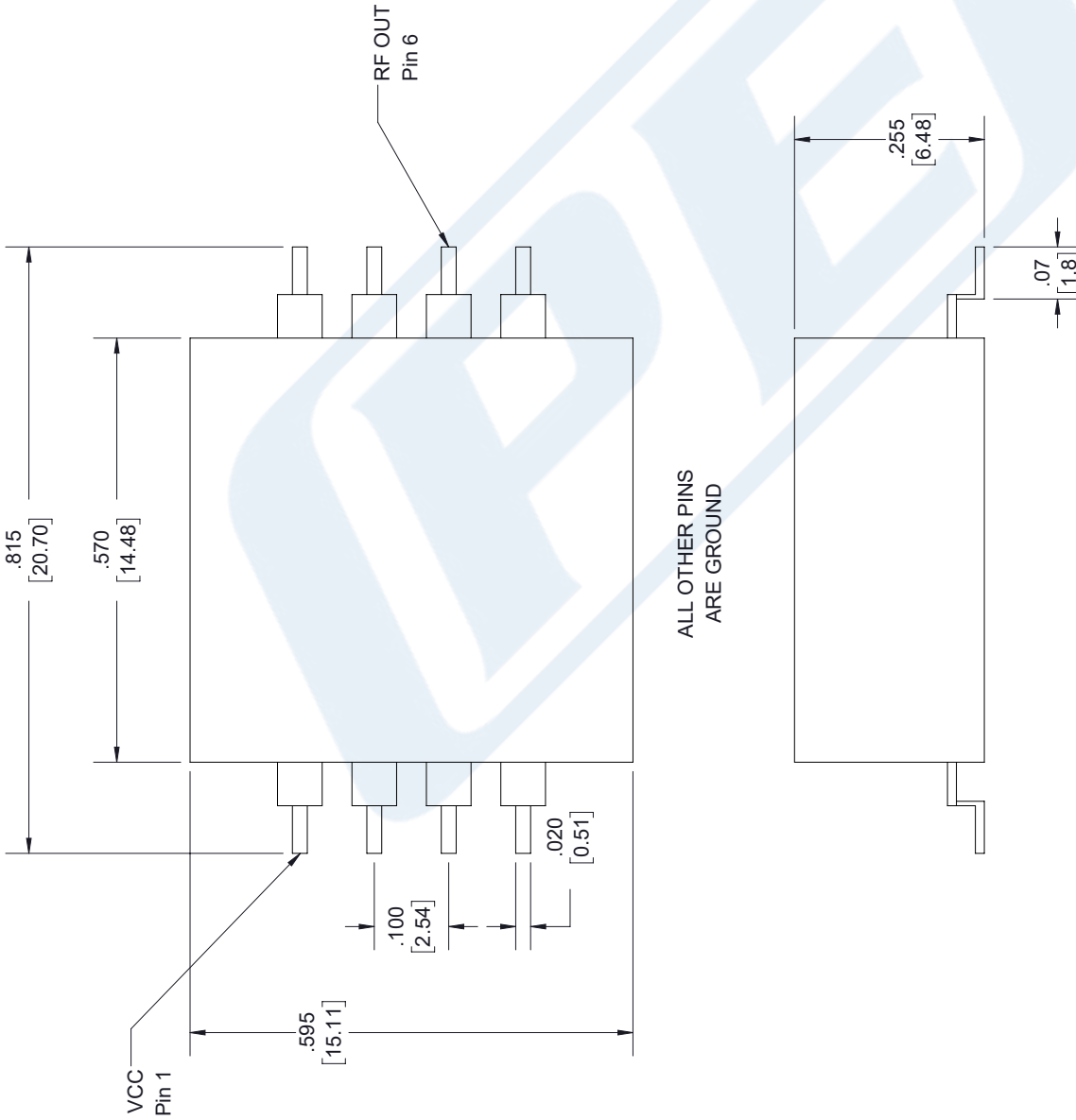
URL: <https://www.pasternack.com/noise-source-enr-31-db-500-mhz-pe85ns4000-p.aspx>

The information contained in this document is accurate to the best of our knowledge and representative of the part described herein. It may be necessary to make modifications to the part and/or the documentation of the part, in order to implement improvements. Pasternack reserves the right to make such changes as required. Unless otherwise stated, all specifications are nominal. Pasternack does not make any representation or warranty regarding the suitability of the part described herein for any particular purpose, and Pasternack does not assume any liability arising out of the use of any part or documentation.

PE85NS4000 CAD Drawing

Surface Mount (SMT) Pin Packaged Noise Source Module,
Output ENR of 31 dB, +12 VDC, 0.2 MHz to 500 MHz

REVISIONS			
REV.	DESCRIPTION	DATE	APPROVED
A	INITIAL RELEASE	02/17/2020	TGALLA



UNLESS OTHERWISE SPECIFIED
LEADING DIMENSIONS ARE INCHES
DIMENSIONS IN [] ARE MILLIMETERS

TOLERANCES:

.X = ±.2	[5.08]	FRACTIONS
.XX = ±.02	[.51]	± 1/32
.XXX = ±.005	[.13]	ANGLES ± 1°

CABLE LENGTH (L) TOLERANCES:

L ≤ 12	[305]	= +1 [25] / -0
12 [305] < L ≤ 60	[1524]	= +2 [51] / -0
60 [1524] < L ≤ 120	[3048]	= +4 [102] / -0
120 [3048] < L ≤ 300	[7620]	= +6 [152] / -0
300 [7620] < L		= +5%L / -0

ALL DIMENSIONS SHOWN
ARE FOR REFERENCE ONLY.

THIRD-ANGLE PROJECTION

THE INFORMATION AND
DESIGN IN THIS DOCUMENT
IS THE PROPERTY OF
PASTERNAK CORPORATION
ALL RIGHTS RESERVED.

SHEET 1 OF 1

SCALE N/A

PE PASTERNAK
an INFINITI brand

Pasternack Enterprises, Inc.
P. O. Box 16759, Irvine, CA 92623.
Phone: 1.949.261.1920 | 1.866.727.8376
Fax: 1.949.261.7451
Website: www.pasternack.com
E-mail: sales@pasternack.com

ITEM NO. PE85NS4000

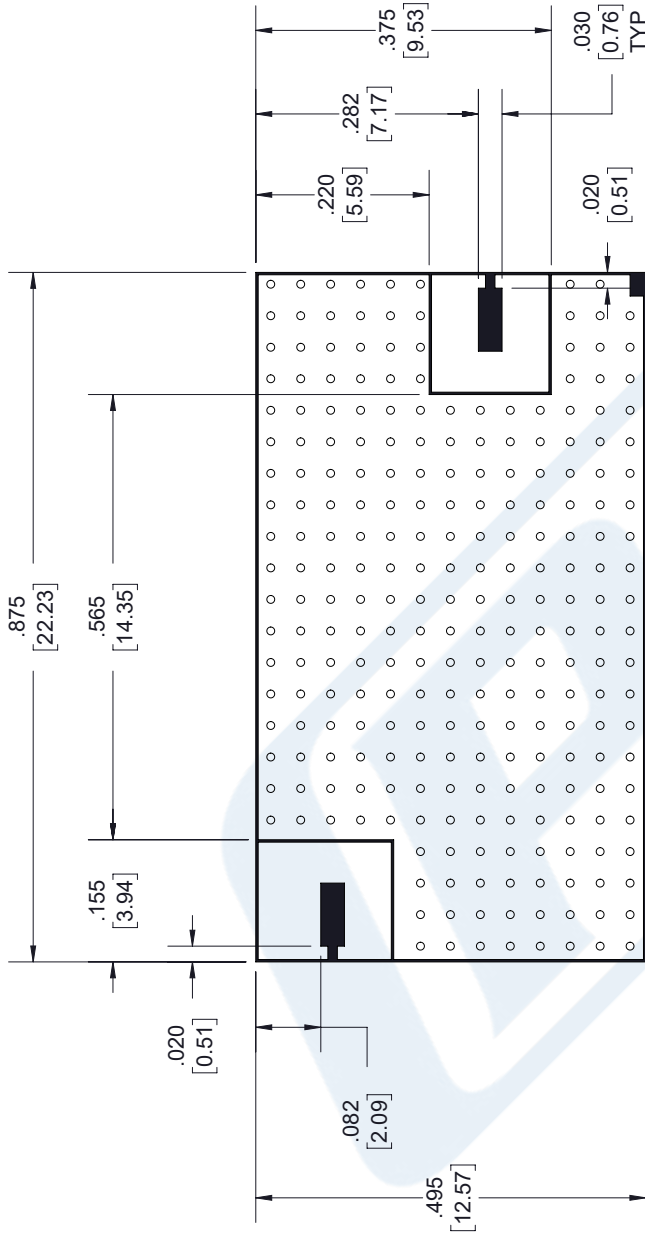
CAGE CODE DRAWN BY A 53919 DZINN

REV A

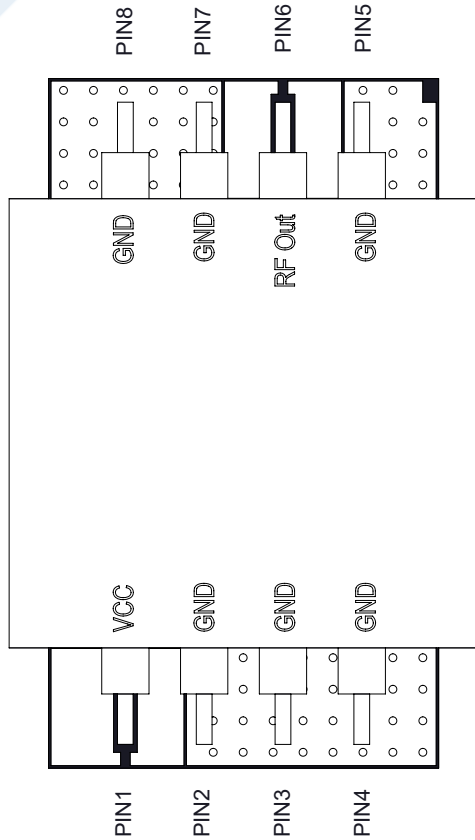
THESE COMMODITIES, TECHNOLOGY OR SOFTWARE WERE EXPORTED FROM THE UNITED STATES IN ACCORDANCE WITH THE EXPORT ADMINISTRATION REGULATIONS. DIVERSION CONTRARY TO U.S. LAW PROHIBITED.

PE85NS4000 CAD Drawing

Surface Mount (SMT) Pin Packaged Noise Source Module,
Output ENR of 31 dB, +12 VDC, 0.2 MHz to 500 MHz



PAD LAYOUT



MODEL & PAD LAYOUT

NOTES:

1. Via pattern representative only, use sufficient vias close to ground pins depending on board material and thickness to make an effective ground for the maximum frequency of operation.
2. Dimensions are for guideline use only.

UNLESS OTHERWISE SPECIFIED
LEADING DIMENSIONS ARE INCHES
DIMENSIONS IN [] ARE MILLIMETERS

TOLERANCES:
 .X = ±.2 [5.08] FRACTIONS ± 1/32
 .XX = ±.02 [.51] ANGLES ± 1°
 .XXX = ±.005 [.13] CABLE LENGTH (L) TOLERANCES:
 L ≤ 12 [305] = +1 [25] / -0
 12 [305] < L ≤ 60 [1524] = +2 [51] / -0
 60 [1524] < L ≤ 120 [3048] = +4 [102] / -0
 120 [3048] < L ≤ 300 [7620] = +6 [152] / -0
 300 [7620] < L = +5% / -0

ALL DIMENSIONS SHOWN
ARE FOR REFERENCE ONLY.

PE PASTERNAK
an INFINIT brand

Pasternack Enterprises, Inc.
P. O. Box 16759, Irvine, CA 92623.
Phone: 1.949.261.1920 | 1.866.727.8376
Fax: 1.949.261.7451
Website: www.pasternack.com
E-mail: sales@pasternack.com

THIRD-ANGLE PROJECTION

THE INFORMATION AND DESIGN IN THIS DOCUMENT IS THE PROPERTY OF PASTERNAK CORPORATION. ALL RIGHTS RESERVED.

SHEET 2 OF 2
SCALE N/A

ITEM NO. PE85NS4000
CAGE CODE A
DRAWN BY K.DANG
REV A