



0.328 Inch Circular Waveguide Scalar Feed
Horn Antenna, 24 GHz to 33 GHz Frequency
Range, 16 dBi Gain, UG-1530/U Flange

Waveguide Antennas Technical Data Sheet

PEWAN1110

Features

- Circular Waveguide Interface
- Precisely Machined
- Low Side Lobe Level
- High Return Loss
- Linear and Circular Polarization

Applications

- Feed Horn for Gaussian Optical Antennas
- Feed Horn for Cassegrain Antennas
- Rapid System Setups
- Engineering Setups

Description

Pasternack's PEWAN1110 is a scalar feed horn antenna that operates in the frequency range of 24 GHz to 33 GHz. PEWAN1110 features a 0.328" diameter circular waveguide that supports both linear and circular polarization. The scalar feed horn antenna offers a 16 dBi nominal gain, 28 degrees typical half power beamwidth, and -25 dB typical side lobe level. The input of these antenna is a 0.328" circular waveguide with UG-1530/U square cover flange.

Configuration

Polarization Linear/Circular

Electrical Specifications

Description	Minimum	Typical	Maximum	Units
Frequency Range	24		33	GHz
Nominal Gain		16		dBi
Horizontal Half Power Beam Width		28		Degrees
Vertical Half Power Beam Width		28		Degrees
VSWR		1.2:1		

Mechanical Specifications

Size
 Length 2.75 in [69.85 mm]
 Width 1.4 in [35.56 mm]
 Height 1.4 in [35.56 mm]
 Weight 0.194 lbs [88 g]
 Flange Type Square Cover
 Flange Designation UG-1530/U
 Body Material and Plating Aluminum, Gold

Environmental Specifications

Temperature
 Operating Range -40 to 85 deg C

Click the following link (or enter part number in "SEARCH" on website) to obtain additional part information including price, inventory and certifications: [0.328 Inch Circular Waveguide Scalar Feed Horn Antenna, 24 GHz to 33 GHz Frequency Range, 16 dBi Gain, UG-1530/U Flange PEWAN1110](#)



0.328 Inch Circular Waveguide Scalar Feed
Horn Antenna, 24 GHz to 33 GHz Frequency
Range, 16 dBi Gain, UG-1530/U Flange

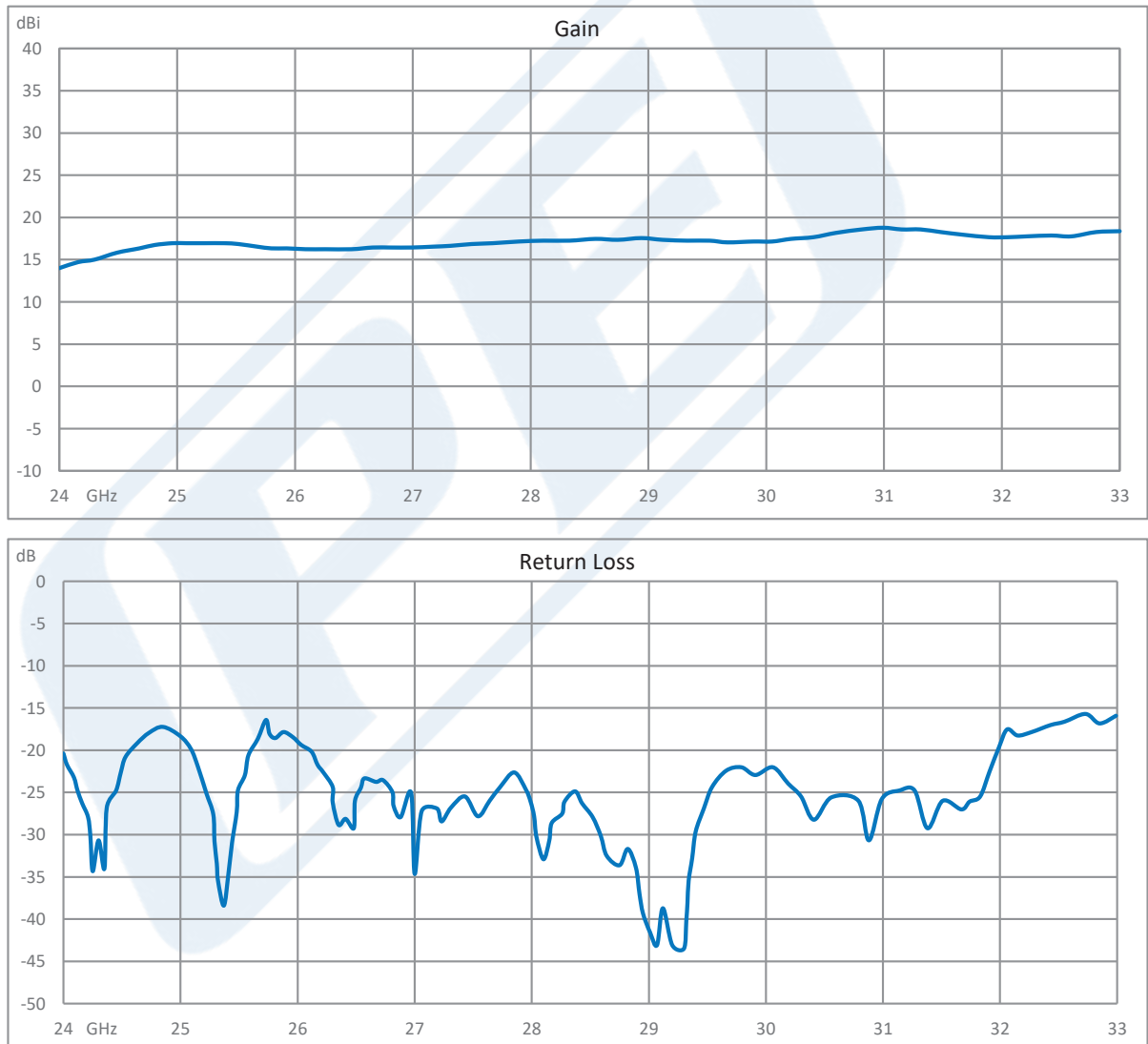
Waveguide Antennas Technical Data Sheet

PEWAN1110

Compliance Certifications (see [product page](#) for current document)

Plotted and Other Data

Typical Performance Data



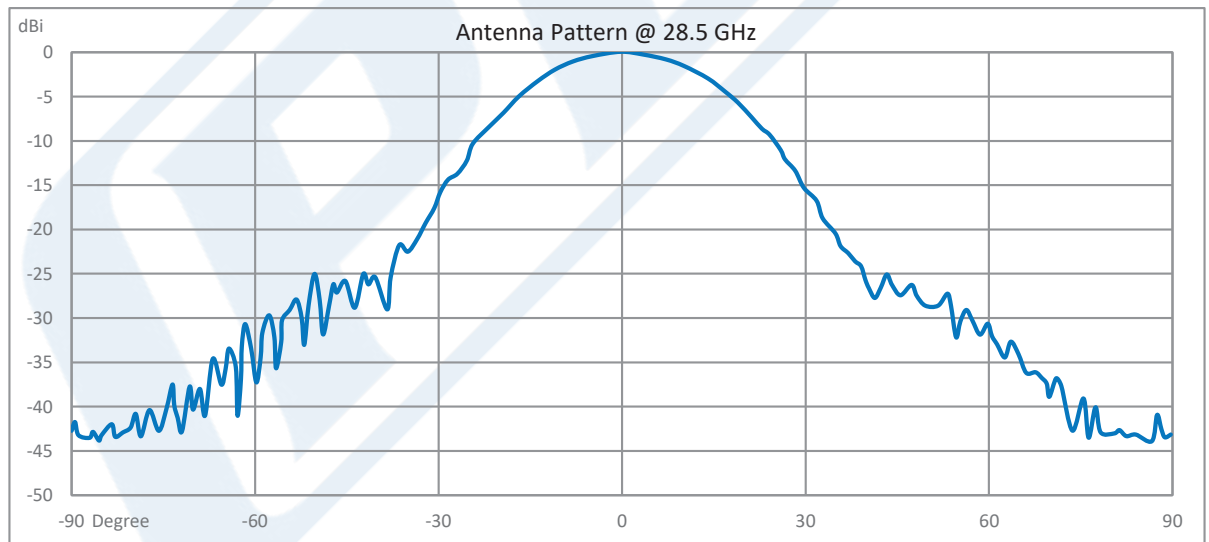
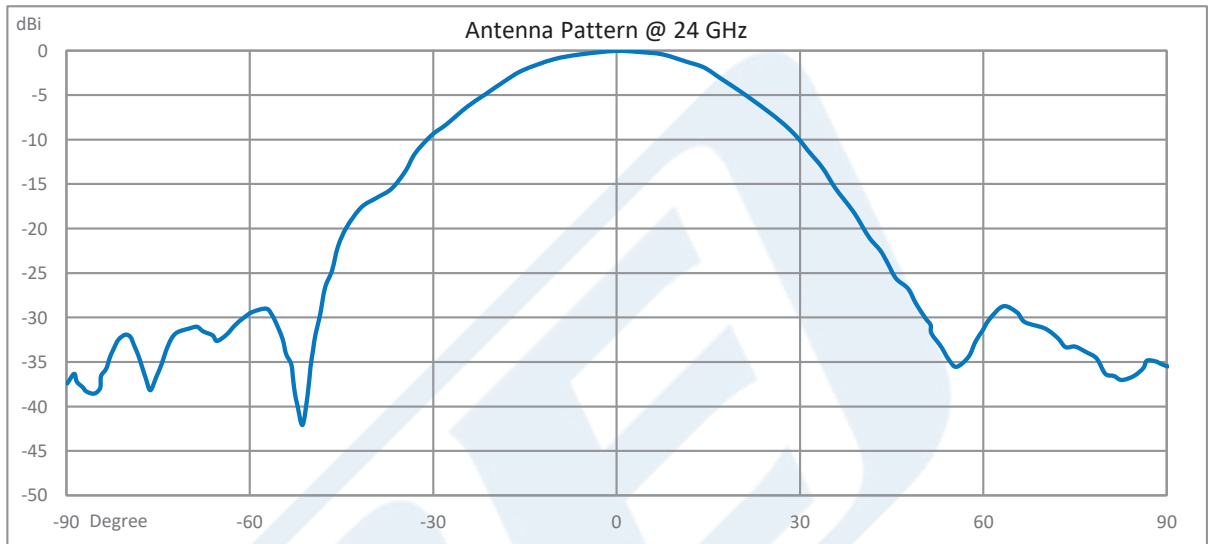
Click the following link (or enter part number in "SEARCH" on website) to obtain additional part information including price, inventory and certifications: [0.328 Inch Circular Waveguide Scalar Feed Horn Antenna, 24 GHz to 33 GHz Frequency Range, 16 dBi Gain, UG-1530/U Flange PEWAN1110](#)



0.328 Inch Circular Waveguide Scalar Feed
Horn Antenna, 24 GHz to 33 GHz Frequency
Range, 16 dBi Gain, UG-1530/U Flange

Waveguide Antennas Technical Data Sheet

PEWAN1110



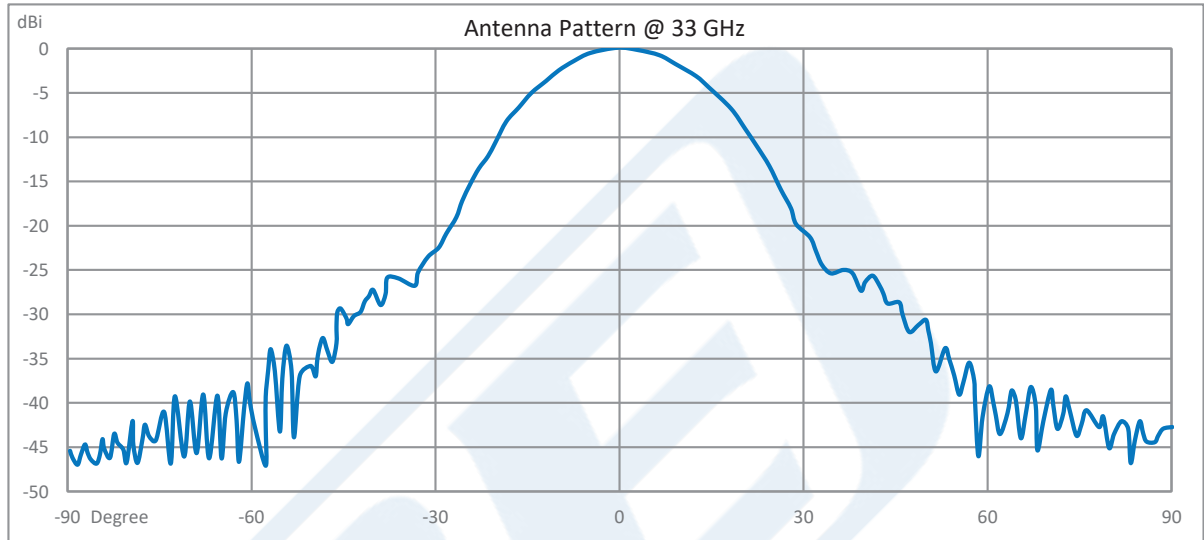
Click the following link (or enter part number in "SEARCH" on website) to obtain additional part information including price, inventory and certifications: [0.328 Inch Circular Waveguide Scalar Feed Horn Antenna, 24 GHz to 33 GHz Frequency Range, 16 dBi Gain, UG-1530/U Flange PEWAN1110](#)



0.328 Inch Circular Waveguide Scalar Feed
Horn Antenna, 24 GHz to 33 GHz Frequency
Range, 16 dBi Gain, UG-1530/U Flange

Waveguide Antennas Technical Data Sheet

PEWAN1110



0.328 Inch Circular Waveguide Scalar Feed Horn Antenna, 24 GHz to 33 GHz Frequency Range, 16 dBi Gain, UG-1530/U Flange from Pasternack Enterprises has same day shipment for domestic and International orders. Our RF, microwave and millimeter wave products maintain a 99.4% availability and are part of the broadest selection in the industry.

Click the following link (or enter part number in "SEARCH" on website) to obtain additional part information including price, inventory and certifications: [0.328 Inch Circular Waveguide Scalar Feed Horn Antenna, 24 GHz to 33 GHz Frequency Range, 16 dBi Gain, UG-1530/U Flange PEWAN1110](https://www.pasternack.com/waveguide-gain-horn-antenna-16dbi-ug-1530-square-flange-pewan1110-p.aspx)

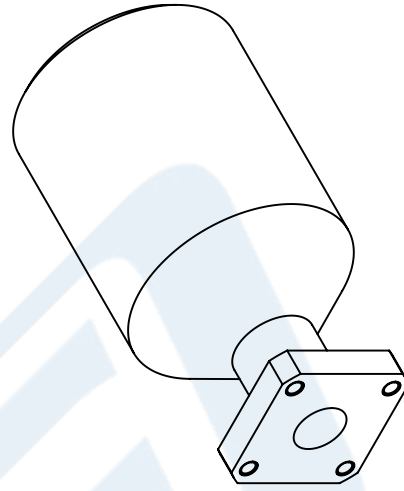
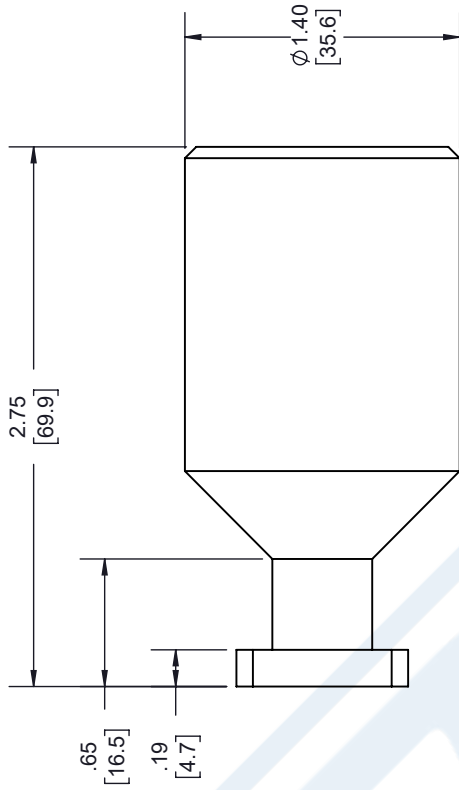
URL: <https://www.pasternack.com/waveguide-gain-horn-antenna-16dbi-ug-1530-square-flange-pewan1110-p.aspx>

The information contained in this document is accurate to the best of our knowledge and representative of the part described herein. It may be necessary to make modifications to the part and/or the documentation of the part, in order to implement improvements. Pasternack reserves the right to make such changes as required. Unless otherwise stated, all specifications are nominal. Pasternack does not make any representation or warranty regarding the suitability of the part described herein for any particular purpose, and Pasternack does not assume any liability arising out of the use of any part or documentation.

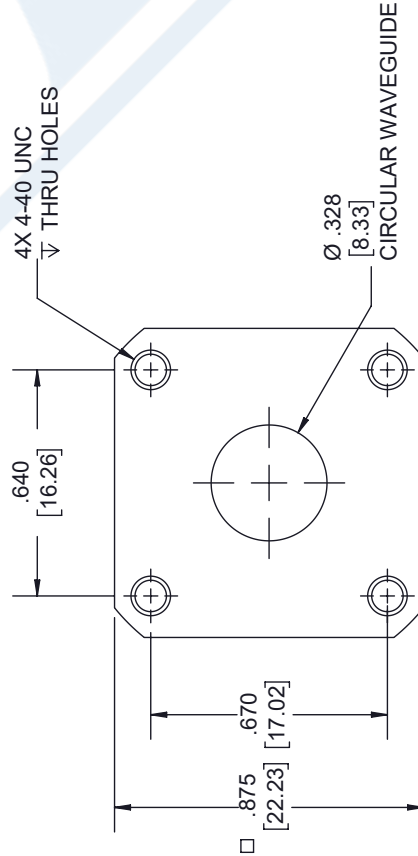
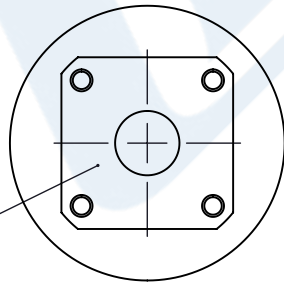
PEWAN1110 CAD Drawing

0.328 Inch Circular Waveguide Scalar Feed Horn Antenna, 24 GHz to 33 GHz Frequency Range, 16 dBi Gain, UG-1530/U Flange

REVISIONS			
REV.	DESCRIPTION	DATE	APPROVED
A	INITIAL RELEASE	08/16/19	M.MILLER



Ø .328 [8.33] CIRCULAR WAVEGUIDE
UG-1530/U SQUARE FLANGE



FLANGE DETAIL

UNLESS OTHERWISE SPECIFIED LEADING DIMENSIONS ARE INCHES DIMENSIONS IN [] ARE MILLIMETERS	
TOLERANCES:	FRACTIONS
X±.2 [5.08]	±1/32
XX±.01 [.25]	
XXX±.005 [.13]	ANGLES ± 1°
ALL DIMENSIONS SHOWN ARE FOR REFERENCE ONLY.	
THIRD-ANGLE PROJECTION	

(PE) PASTERNAK
an INFINITO brand

Pasternack Enterprises, Inc.
P.O. Box 16759, Irvine, CA 92623.
Phone: 1.949.261.1920 | 1.866.727.8376
Fax: 1.949.261.7451
www.pasternack.com | e-mail: sales@pasternack.com

THE INFORMATION AND DESIGN IN THIS DOCUMENT IS THE PROPERTY OF PASTERNAK CORPORATION. ALL RIGHTS RESERVED.

SHEET 1 OF 1
SCALE N/A

SIZE A
CAGE NUMBER 53919
DRAWN BY K.DANG
PART NUMBER PEWAN1110
REV A

PASTERNAK
PEWAN1110
D/C: YYWW

LABEL