



0.315 Inch Circular Waveguide Scalar Feed
Horn Antenna, 26 GHz to 33 GHz Frequency
Range, 17 dBi Gain, UG-599/U Flange

Waveguide Antennas Technical Data Sheet

PEWAN1114

Features

- 0.315" Diameter Circular Waveguide Interface
- Precisely Machined
- Low Sidelobe Level
- High Return Loss
- Linear and Circular Polarization

Applications

- Feed Horn for Gaussian Optical Antennas
- Feed Horn for Cassegrain Antennas
- Rapid System Setups
- Engineering Setups

Description

Pasternack's PEWAN1114 is a Ka band scalar feed horn antenna that operates in the frequency range of 26 GHz to 33 GHz. The scalar feed horn antenna offers a 17 dBi nominal gain, 25 degrees typical half power beamwidth, and -28.5 dB typical side lobe levels. PEWAN1114 features a 0.315" diameter circular waveguide with UG-599/U flange that supports both linear and circular polarization.

Configuration

Polarization: Linear/Circular

Electrical Specifications

| Description | Minimum | Typical | Maximum | Units |
|----------------------------------|---------|---------|---------|---------|
| Frequency Range | 26 | | 33 | GHz |
| Nominal Gain | | 17 | | dBi |
| Horizontal Half Power Beam Width | | 25 | | Degrees |
| Vertical Half Power Beam Width | | 25 | | Degrees |
| VSWR | | 1.2:1 | | |

Mechanical Specifications

Size
 Length: 2.75 in [69.85 mm]
 Width: 1.4 in [35.56 mm]
 Height: 1.4 in [35.56 mm]
 Weight: 0.156 lbs [70.76 g]
 Flange Designation: UG-599/U
 Body Material and Plating: Aluminum, Gold

Environmental Specifications

Temperature
 Operating Range: -40 to 85 deg C

Click the following link (or enter part number in "SEARCH" on website) to obtain additional part information including price, inventory and certifications: [0.315 Inch Circular Waveguide Scalar Feed Horn Antenna, 26 GHz to 33 GHz Frequency Range, 17 dBi Gain, UG-599/U Flange PEWAN1114](#)



0.315 Inch Circular Waveguide Scalar Feed
Horn Antenna, 26 GHz to 33 GHz Frequency
Range, 17 dBi Gain, UG-599/U Flange

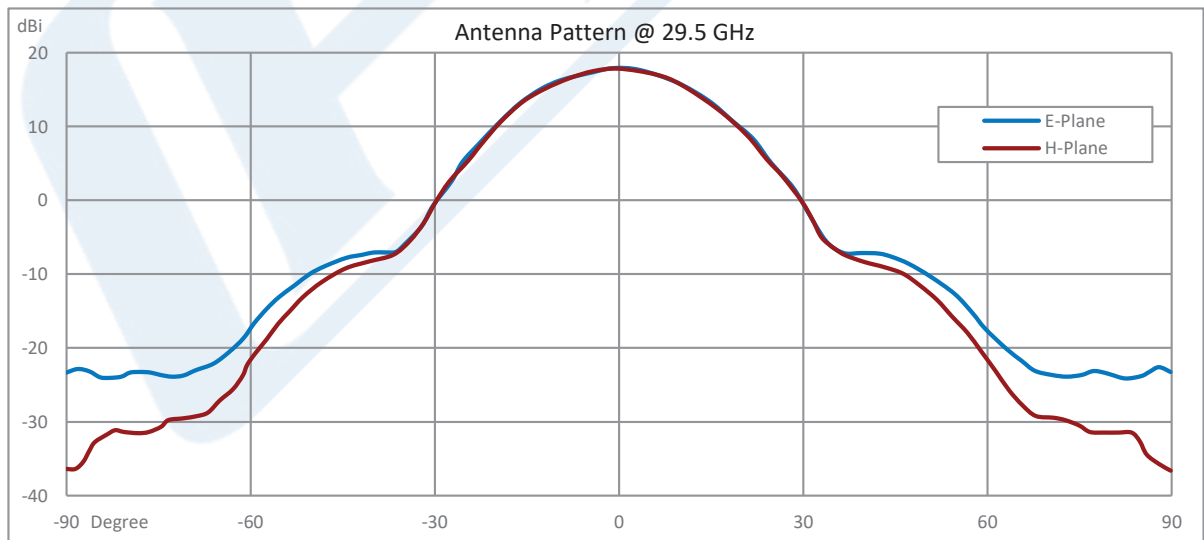
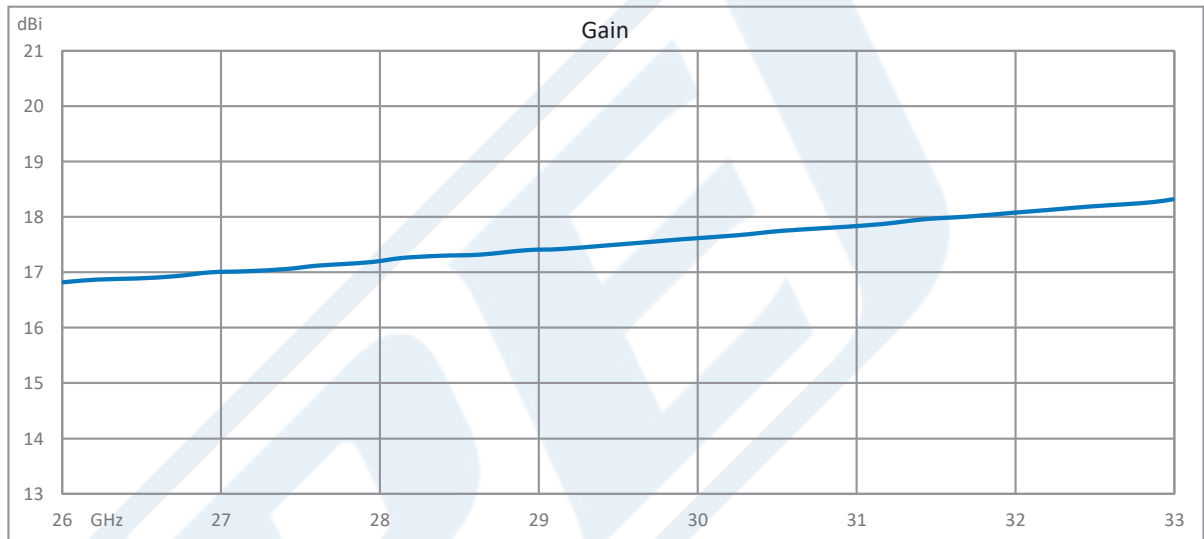
Waveguide Antennas Technical Data Sheet

PEWAN1114

Compliance Certifications (see [product page](#) for current document)

Plotted and Other Data

Typical Performance Data



Click the following link (or enter part number in "SEARCH" on website) to obtain additional part information including price, inventory and certifications: [0.315 Inch Circular Waveguide Scalar Feed Horn Antenna, 26 GHz to 33 GHz Frequency Range, 17 dBi Gain, UG-599/U Flange PEWAN1114](#)



0.315 Inch Circular Waveguide Scalar Feed
Horn Antenna, 26 GHz to 33 GHz Frequency
Range, 17 dBi Gain, UG-599/U Flange

Waveguide Antennas Technical Data Sheet

PEWAN1114

0.315 Inch Circular Waveguide Scalar Feed Horn Antenna, 26 GHz to 33 GHz Frequency Range, 17 dBi Gain, UG-599/U Flange from Pasternack Enterprises has same day shipment for domestic and International orders. Our RF, microwave and millimeter wave products maintain a 99.4% availability and are part of the broadest selection in the industry.

Click the following link (or enter part number in "SEARCH" on website) to obtain additional part information including price, inventory and certifications: [0.315 Inch Circular Waveguide Scalar Feed Horn Antenna, 26 GHz to 33 GHz Frequency Range, 17 dBi Gain, UG-599/U Flange PEWAN1114](https://www.pasternack.com/waveguide-gain-horn-antenna-17dbi-ug-599-flange-pewan1114-p.aspx)

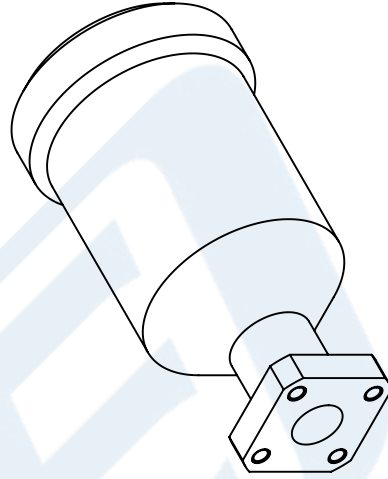
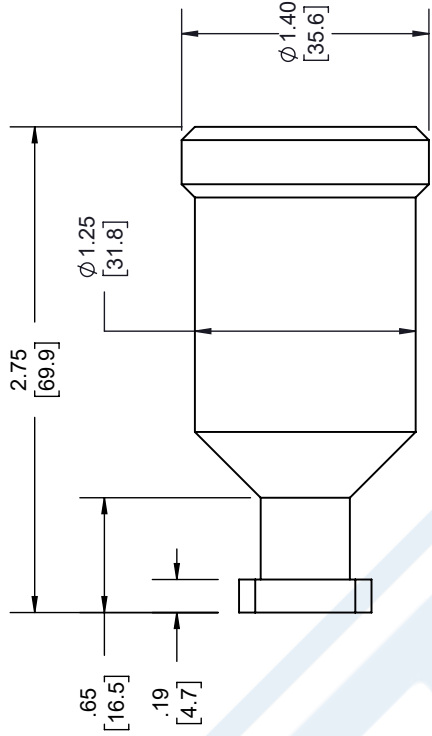
URL: <https://www.pasternack.com/waveguide-gain-horn-antenna-17dbi-ug-599-flange-pewan1114-p.aspx>

The information contained in this document is accurate to the best of our knowledge and representative of the part described herein. It may be necessary to make modifications to the part and/or the documentation of the part, in order to implement improvements. Pasternack reserves the right to make such changes as required. Unless otherwise stated, all specifications are nominal. Pasternack does not make any representation or warranty regarding the suitability of the part described herein for any particular purpose, and Pasternack does not assume any liability arising out of the use of any part or documentation.

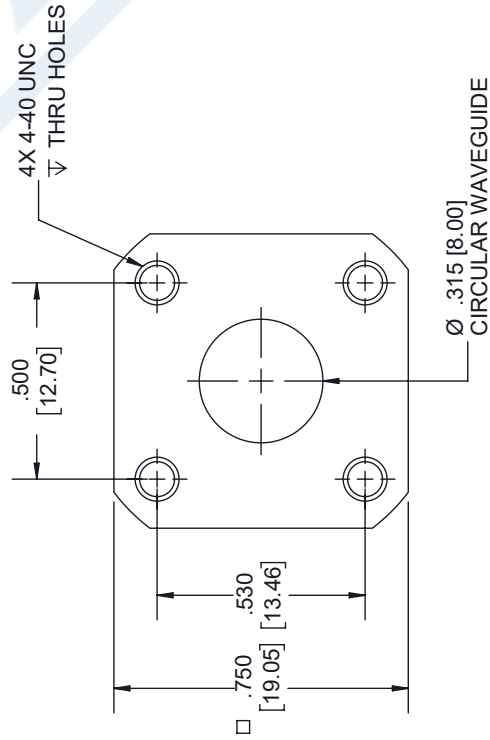
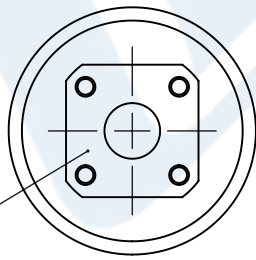
PEWAN1114 CAD Drawing

0.315 Inch Circular Waveguide Scalar Feed Horn Antenna, 26 GHz to 33 GHz Frequency Range, 17 dBi Gain, UG-599/U Flange

| REVISIONS | | | |
|-----------|-----------------|----------|----------|
| REV. | DESCRIPTION | DATE | APPROVED |
| A | INITIAL RELEASE | 08/16/19 | M.MILLER |



Ø .315 [8.00] CIRCULAR WAVEGUIDE
UG-599/U SQUARE FLANGE



FLANGE DETAIL

| | |
|--|-------------|
| UNLESS OTHERWISE SPECIFIED LEADING DIMENSIONS ARE INCHES DIMENSIONS IN [] ARE MILLIMETERS | |
| TOLERANCES: | FRACTIONS |
| X±.2 [5.08] | +1/32 |
| XX±.01 [.25] | ANGLES ± 1° |
| XXX±.005 [.13] | |
| ALL DIMENSIONS SHOWN ARE FOR REFERENCE ONLY. | |
| THIRD-ANGLE PROJECTION | |

(PE) PASTERNAK
an INFINITI® brand

Pasternack Enterprises, Inc.
P.O. Box 16759, Irvine, CA 92623.
Phone: 1.949.261.1920 | 1.866.727.8376
Fax: 1.949.261.7451
www.pasternack.com | e-mail: sales@pasternack.com

THE INFORMATION AND DESIGN IN THIS DOCUMENT IS THE PROPERTY OF PASTERNAK CORPORATION. ALL RIGHTS RESERVED.

SHEET 1 OF 1
SCALE N/A

SIZE A
CAGE 53919
DRAWN BY K.DANG
PART NUMBER PEWAN1114
REV A

THESE COMMODITIES, TECHNOLOGY OR SOFTWARE WERE EXPORTED FROM THE UNITED STATES IN ACCORDANCE WITH THE EXPORT ADMINISTRATION REGULATIONS. DIVERSION CONTRARY TO U.S. LAW PROHIBITED.