



WR-42 Waveguide Circulator, 18 GHz to 26.5 GHz,
 18 dB min Isolation, Cover Flange, Aluminum

Waveguide Circulators Technical Data Sheet

PEWCR1004

Features

- Waveguide Circulator
- WR-42
- Full K Band Frequency Range 18 to 26.5 GHz
- Mates with UG-597/U Cover Flange
- 1.3:1 VSWR
- 18 dB isolation across the full band

Applications

- Radar Systems
- Military
- Wireless Radio Systems
- Telecom Infrastructure
- Communication Systems
- R&D Labs
- Microwave Radio Systems

Description

The PEWCR1004 is a Waveguide Circulator offering 18 dB minimum isolation over the full K band frequency range of 18 to 26.5 GHz. The design achieves high isolation with wide band performance and the WR-42 waveguide uses UG-597/U compatible cover flanges on all ports and has a power rating of 5 watts (CW).

Pasternack offers a wide variety of circulators and waveguide circulators to fit your needs. These unique devices enable two signals to use one channel. The classic use of this three port device is for the line between an antenna and a transceiver, allowing the receive signal to come from the antenna (port 1) to the receiver (port 2) while the transmit signal goes from the transmitter (port 3) to the antenna (port 1). An isolator can be created by terminating one port into a matched load. These components can be used in antenna transmitting and receiving, radar, amplifier systems and anything that requires isolation from a signal reflection and the ability to send signals in opposite directions down a single channel. These circulators feature excellent insertion loss, high isolation and reliability..

Electrical Specifications

Description	Minimum	Typical	Maximum	Units
Frequency Range	18		26.5	GHz
VSWR			1.3:1	
Insertion Loss			0.4	dB
Isolation	18			dB
Forward Power (CW)			5	Watts
Input Power (Peak)			1	KWatts

Click the following link (or enter part number in "SEARCH" on website) to obtain additional part information including price, inventory and certifications: [WR-42 Waveguide Circulator, 18 GHz to 26.5 GHz, 18 dB min Isolation, Cover Flange, Aluminum PEWCR1004](#)



WR-42 Waveguide Circulator, 18 GHz to 26.5 GHz,
18 dB min Isolation, Cover Flange, Aluminum

Waveguide Circulators Technical Data Sheet

PEWCR1004

Mechanical Specifications
Size

Waveguide Size	WR-42
Flange Designation	None
Flange Type	Cover
Flange Material and Plating	Aluminum, Chem Film

Environmental Specifications
Temperature

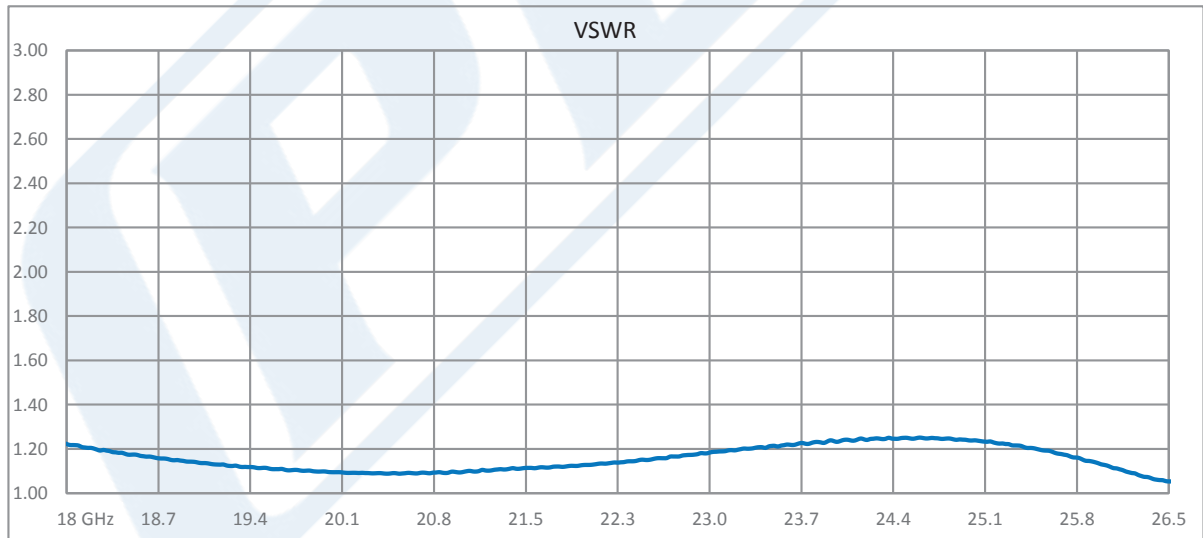
Operating Range	-10 to +65 deg C
-----------------	------------------

Compliance Certifications (see [product page](#) for current document)

Plotted and Other Data

Notes:

Typical Performance Data



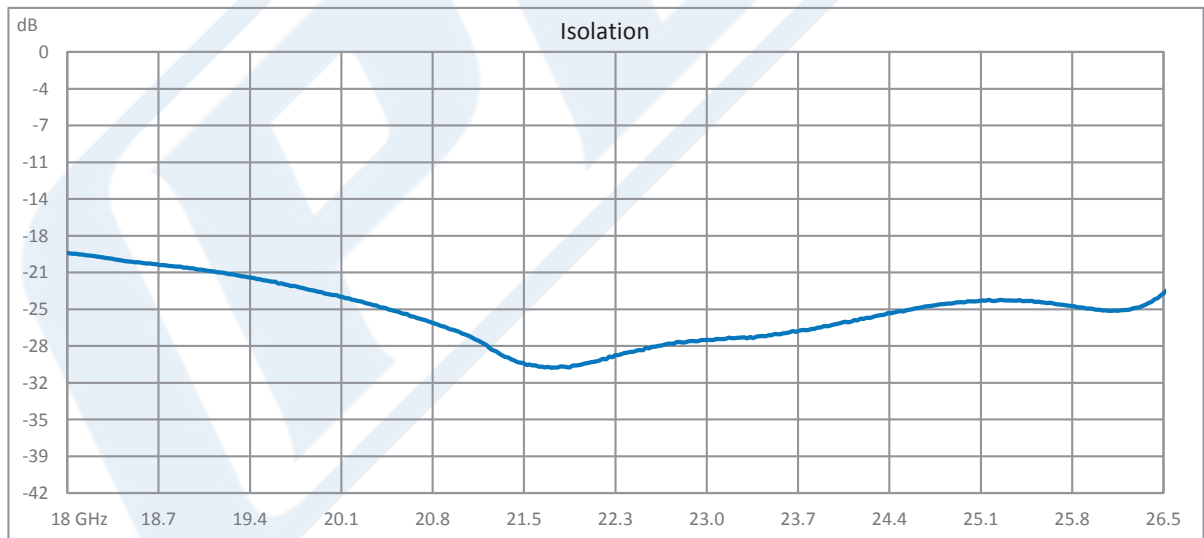
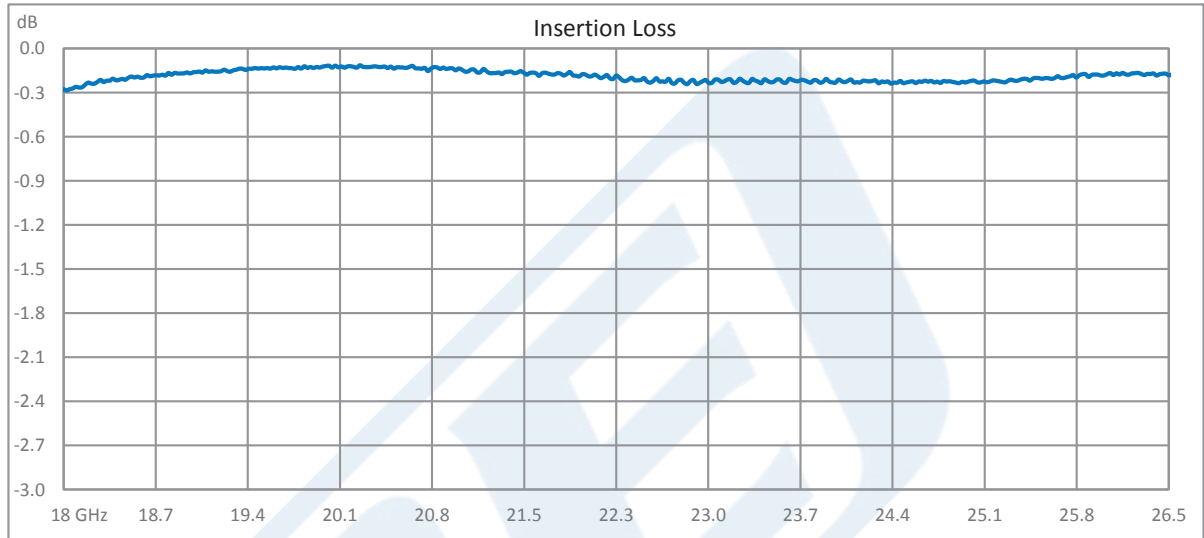
Click the following link (or enter part number in "SEARCH" on website) to obtain additional part information including price, inventory and certifications: [WR-42 Waveguide Circulator, 18 GHz to 26.5 GHz, 18 dB min Isolation, Cover Flange, Aluminum PEWCR1004](#)



WR-42 Waveguide Circulator, 18 GHz to 26.5 GHz,
18 dB min Isolation, Cover Flange, Aluminum

Waveguide Circulators Technical Data Sheet

PEWCR1004



Click the following link (or enter part number in "SEARCH" on website) to obtain additional part information including price, inventory and certifications: [WR-42 Waveguide Circulator, 18 GHz to 26.5 GHz, 18 dB min Isolation, Cover Flange, Aluminum PEWCR1004](#)



WR-42 Waveguide Circulator, 18 GHz to 26.5 GHz,
18 dB min Isolation, Cover Flange, Aluminum

Waveguide Circulators Technical Data Sheet

PEWCR1004

WR-42 Waveguide Circulator, 18 GHz to 26.5 GHz, 18 dB min Isolation, Cover Flange, Aluminum from Pasternack Enterprises has same day shipment for domestic and International orders. Our RF, microwave and millimeter wave products maintain a 99.4% availability and are part of the broadest selection in the industry.

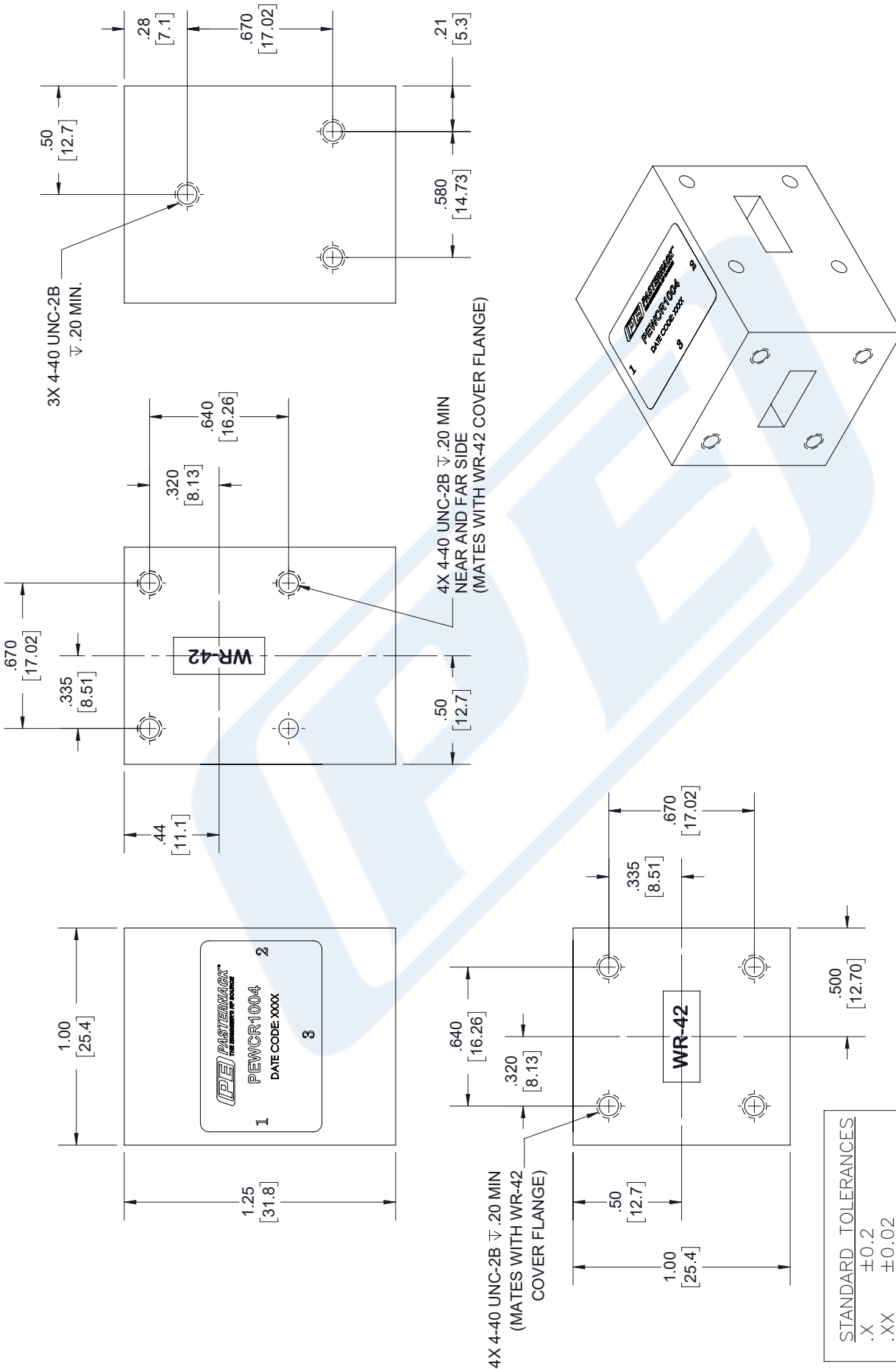
Click the following link (or enter part number in "SEARCH" on website) to obtain additional part information including price, inventory and certifications: [WR-42 Waveguide Circulator, 18 GHz to 26.5 GHz, 18 dB min Isolation, Cover Flange, Aluminum PEWCR1004](https://www.pasternack.com/wr42-waveguide-circulator-18-26.5-ghz-18db-cover-flange-aluminum-pewcr1004)

URL: <https://www.pasternack.com/wr42-waveguide-circulator-18-26.5-ghz-18db-cover-flange-aluminum-pewcr1004-p.aspx>

The information contained in this document is accurate to the best of our knowledge and representative of the part described herein. It may be necessary to make modifications to the part and/or the documentation of the part, in order to implement improvements. Pasternack reserves the right to make such changes as required. Unless otherwise stated, all specifications are nominal. Pasternack does not make any representation or warranty regarding the suitability of the part described herein for any particular purpose, and Pasternack does not assume any liability arising out of the use of any part or documentation.

PEWCR1004 CAD Drawing

WR-42 Waveguide Circulator, 18 GHz to 26.5 GHz, 18 dB
min Isolation, Cover Flange, Aluminum



NOTES:
1. UNLESS OTHERWISE SPECIFIED ALL DIMENSIONS ARE NOMINAL.
2. ALL SPECIFICATIONS ARE SUBJECT TO CHANGE WITHOUT NOTICE AT ANY TIME
3. DIMENSIONS ARE IN INCHES [mm].

DWG TITLE
PEWCR1004

PE PASTERNAK®
THE ENGINEER'S RF SOURCE
Pasternack Enterprises, Inc.
P.O. Box 16759 | Irvine | CA | 92623
Phone: (949) 261-1920 | Fax: (949) 261-7451
Website: www.pasternack.com | E-Mail: sales@pasternack.com

CAD FILE 103117 SCALE N/A

CAGE CODE **53919**

SIZE A 7361