

RG402 Coax Cable with Copper Outer Conductor



RG402/U-BULK

Configuration

- Semi-Rigid Cable
- M17/130-RG402

Features

- Frequency range of 34 GHz
- Can be bent and formed into shape
- Low Loss
- Phase Stable

Applications

- Military & Defense
- Cable Assemblies
- Precise cable routing

Description

RG402/U-BULK part number from Pasternack is a RG402 coax cable that is semi-rigid. Pasternack RG402 semi-rigid coax cable is 50 Ohm and has a PTFE dielectric. RG402 coax has a shield count of 1 and the maximum frequency for this Pasternack cable is 34 GHz. RG402 coax cable has an attenuation at 1 GHz of 11.1 dB and a maximum power of 450 watts at 1 GHz.

Pasternack RG402 coax cables are part of over 40,000 RF, microwave and millimeter wave components. RG402 cables and our other RF parts are available for same day shipping worldwide. Custom RF cable assemblies using RG402 or other coax can be built and shipped same day as well.

Electrical Specifications

Description	Minimum	Typical	Maximum	Units
Frequency Range	DC		34	GHz
Impedance		50		Ohms
Velocity of Propagation		69.5		%
Dielectric Withstanding Voltage (AC)			5,000	Vrms
Corona Discharge at 60 Hz			1,900	Vrms
Power@ 1GHz			450	Watts

Performance by Frequency Band

Description	F1	F2	F3	F4	F5	Units
Frequency	0.5	1	5	10	18	GHz
Attenuation, Typ	7.6	11.1	28.1	43.4	63.6	dB/100ft
	24.93	36.42	92.19	142.39	208.66	dB/100m
Input Power (CW), Max	600	450	180	120	73	Watts

Description	F6	F7	F8	F9	F10	Units
Frequency	26.5					GHz
Attenuation, Typ	82.8					dB/100ft
	271.65					dB/100m

RG402 Coax Cable with Copper Outer Conductor



RG402/U-BULK

Description	F6	F7	F8	F9	F10	Units
Input Power (CW), Max	70					Watts

Mechanical Specifications

Weight	0.032 lbs/ft [0.05 kg/m]
Min. Bend Radius (Repeated)	0.25 in [6.35 mm]

Construction Specifications

Description	Material and Plating	Diameter
Inner Conductor	Copper Clad Steel, Silver, 1 Strand	0.036 in [0.91 mm]
Conductor Type	Solid	
Dielectric	PTFE	0.118 in [3 mm]
Outer Conductor	Copper	0.141 in [3.58 mm]

Environmental Specifications

Temperature Operating Range	-55 to 125 deg C
-----------------------------	------------------

Compliance Certifications (see [product page](#) for current document)

Plotted and Other Data

Notes:

RG402 Coax Cable with Copper Outer Conductor from Pasternack Enterprises has same day shipment for domestic and International orders. Our RF, microwave and millimeter wave products maintain a 99.4% availability and are part of the broadest selection in the industry.

Click the following link (or enter part number in "SEARCH" on website) to obtain additional part information including price, inventory and certifications: [RG402 Coax Cable with Copper Outer Conductor RG402/U-BULK](#)


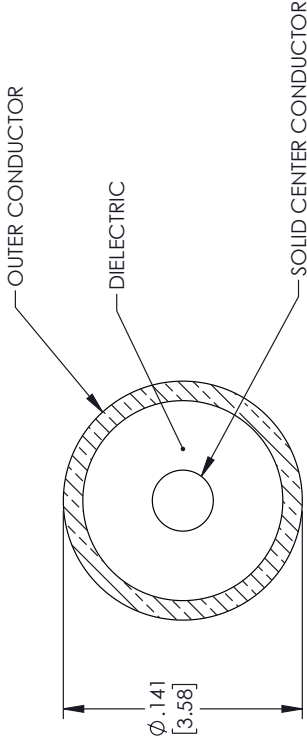
URL: <https://www.pasternack.com/semirigid-0.141-rg402-50-ohm-coax-cable-copper-rg402-u-bulk-p.aspx>

The information contained within this document is accurate to the best of our knowledge and representative of the part described herein. It may be necessary to make modifications to the part and/or the documentation of the part in order to implement improvements. Pasternack Enterprises reserves the right to make such changes as required. Unless otherwise stated, all specifications are nominal. Pasternack Enterprises does not make any representation or warranty regarding the suitability of the part described herein for any particular purpose, and Pasternack Enterprises does not assume liability arising out of the use of any part or document.

RG402/U-BULK CAD Drawing

RG402 Coax Cable with Copper Outer Conductor

REVISIONS		
REV.	DESCRIPTION	DATE
A	INITIAL RELEASE	03/07/2022
		APPROVED AGANWANI

UNLESS OTHERWISE SPECIFIED LEADING DIMENSIONS ARE INCHES DIMENSIONS IN [] ARE MILLIMETERS

TOLERANCES:


X = ±.2 [5.08]	FRACTIONS ± 1/32	ANGLES ± 1°
.XX = ±.02 [.51]	.XXX = ±.005 [.13]	

CABLE LENGTH (L) TOLERANCES:

L ≤ 12 [305] = ±1.0% / -0
12 [305] < L ≤ 60 [1524] = ±2.6% / -0
60 [1524] < L ≤ 120 [3048] = ±4.10% / -0
120 [3048] < L ≤ 300 [7620] = ±6.15% / -0
300 [7620] < L = ±5% L / -0

ALL DIMENSIONS SHOWN ARE FOR REFERENCE ONLY.

THIRD-ANGLE PROJECTION



THE INFORMATION AND DIMENSIONS SHOWN HEREIN IS THE PROPERTY OF PASTERNAK CORPORATION ALL RIGHTS RESERVED.

SHEET 1 OF 1

SCALE N/A

PE **PASTERNAK**
an INFINIT[®] brand

Pasternack Enterprises, Inc.
P.O. Box 16759, Irvine, CA 92623.
Phone: 1.949.261.1920 | 1.866.727.8376
Fax: 1.949.261.7451
Website: www.pasternack.com
E-mail: sales@pasternack.com

ITEM NO. RG402/U-BULK

REV A

CAGE CODE 53919

DRAWN BY DZINN

THESE COMMODITIES, TECHNOLOGY OR SOFTWARE WERE EXPORTED FROM THE UNITED STATES IN ACCORDANCE WITH THE EXPORT ADMINISTRATION REGULATIONS. DIVERSION CONTRARY TO U.S. LAW PROHIBITED.

T-Rev.D