


## Low PIM Flexible TCOM-240-FR Fire Rated Coax Cable Triple Shielded with Black FRPE Jacket



### TCOM-240-FR-BULK

#### Configuration

- Low PIM, Fire Rated Flexible Cable
- 3 Shield(s)

#### Features

- Lightweight and Extremely Flexible
- PIM < -155 dBc
- RF Shielding >100 dB
- Low Loss Dielectric 84% VoP
- Fire Rated Jacket
- Non-Halogen (Non-Toxic)

#### Applications

- Wireless Base Station Interconnect
- Distributed Antenna Systems (DAS)
- Antenna Jumpers
- UL/NEC & CSA rating of 'CMR' and 'FT4'
- Low Smoke Requirements
- Small Cell
- Indoor-Riser CMR

#### Description

The TCOM-240-FR-BULK part number from Pasternack is a TCOM-240 low PIM coax cable that is flexible. Pasternack flexible coax RF cable has an impedance of 50 Ohm and a foam polyethylene dielectric. Our TCOM-240 coax cable is constructed with a 0.240-inch jacket made of polyethylene. This coaxial cable has a dielectric withstanding voltage of 1500 Vdc. This black low PIM coax cable has a nominal capacitance of 24.20 pF/Ft.

This TCOM-240 flexible RF cable has a shield count of 3. Our coax cable from Pasternack has a maximum frequency of 18 GHz. The maximum passive intermodulation of this low PIM cable is -155 dBc. Additional specifications for this TCOM-240-FR-BULK RF coaxial cable are on our downloadable PDF datasheet above. This low PIM RF cable has a one-time minimum bend radius of 0.75 inches and a repeat minimum bend radius of 2.5 inches. Our flexible 50 Ohm coax cable has a peak power rating of 5600 watts.


Our TCOM-240 coax cable can operate at temperatures ranging from -40 to 85 deg C. The black-colored coax RF cable has a typical insertion loss/attenuation of 3, 5.3, 7.5, 12, 19, 28, and 40 dB/100ft at frequencies of 150 MHz, 450 MHz, 900 MHz, 2000 MHz, 5000 MHz, 10000 MHz, and 18000 MHz respectively. Our TCOM-240-FR-BULK flexible RF cable has a solid copper center conductor. This coaxial cable features a dual shield of tinned copper braid over the silver plated copper braid.

Pasternack TCOM-240 low PIM coax cables are part of our RF, microwave, and millimeter wave components. These flexible cables and our other RF parts are available for same-day shipping worldwide. Custom RF cable assemblies using TCOM-240, or other coax can be built and shipped the same business day as well.

#### Electrical Specifications

Description	Minimum	Typical	Maximum	Units
Frequency Range	DC		18	GHz
Impedance		50		Ohms
Velocity of Propagation		84		%
Time Delay		1.21 [3.97]		ns/ft [ns/m]
Shielding Effectiveness	100			dB
Passive Intermodulation			-155	dBc

## Low PIM Flexible TCOM-240-FR Fire Rated Coax Cable Triple Shielded with Black FRPE Jacket



### TCOM-240-FR-BULK

#### Electrical Specifications

Description	Minimum	Typical	Maximum	Units
Dielectric Withstanding Voltage (DC)			1,500	Vdc
Jacket Spark			5,000	Vrms
Inner Conductor DC Resistance			3.2	Ohms/1000ft
Outer Conductor DC Resistance			2.06	Ohms/1000ft
Nominal Capacitance		24.2 [79.4]		pF/ft [pF/m]
Nominal Inductance		0.06 [0.2]		uH/ft [uH/m]
Input Power (Peak)			5.6	kWatts

#### Performance by Frequency Band

Description	F1	F2	F3	F4	F5	Units
Frequency	0.15	0.45	0.9	2	5	GHz
Attenuation, Typ	3	5.3	7.5	12	19	dB/100ft dB/100m
	9.84	17.39	24.61	39.37	62.34	

Description	F6	F7	F8	F9	F10	Units
Frequency	10	18				GHz
Attenuation, Typ	28	40				dB/100ft dB/100m
	91.86	131.23				


#### Mechanical Specifications

Diameter	0.24 in [6.1 mm]
Weight	0.045 lbs/ft [0.07 kg/m]
Min. Bend Radius (Installation)	0.75 in [19.05 mm]
Min. Bend Radius (Repeated)	2.5 in [63.5 mm]
Bending Moment	0.25 lbs-ft [0.34 N-m]
Tensile Strength	80 lbs [36.29 kg]
Flat Plate Crush	20 lbs/in [0.36 kg/mm]

#### Construction Specifications

Description	Material and Plating	Diameter
Inner Conductor	Copper, 1 Strand	0.056 in [1.42 mm]
Conductor Type	Solid	
Dielectric	PE (F)	0.15 in [3.81 mm]
First Shield	Silver Plated Copper Braid	0.16 in [4.06 mm]
Second Shield	Tinned Copper Braid	0.188 in [4.78 mm]
Jacket	FRPE, Black	0.24 in [6.1 mm]

## Low PIM Flexible TCOM-240-FR Fire Rated Coax Cable Triple Shielded with Black FRPE Jacket



### TCOM-240-FR-BULK

#### Environmental Specifications

##### Temperature

Operating Range	-40 to +85 deg C
Installation Range	-40 to +85 deg C
Storage Range	-70 to +85 deg C

**Compliance Certifications** (see [product page](#) for current document)

#### Plotted and Other Data

Notes:

Low PIM Flexible TCOM-240-FR Fire Rated Coax Cable Triple Shielded with Black FRPE Jacket from Pasternack Enterprises has same day shipment for domestic and International orders. Our RF, microwave and millimeter wave products maintain a 99.4% availability and are part of the broadest selection in the industry.

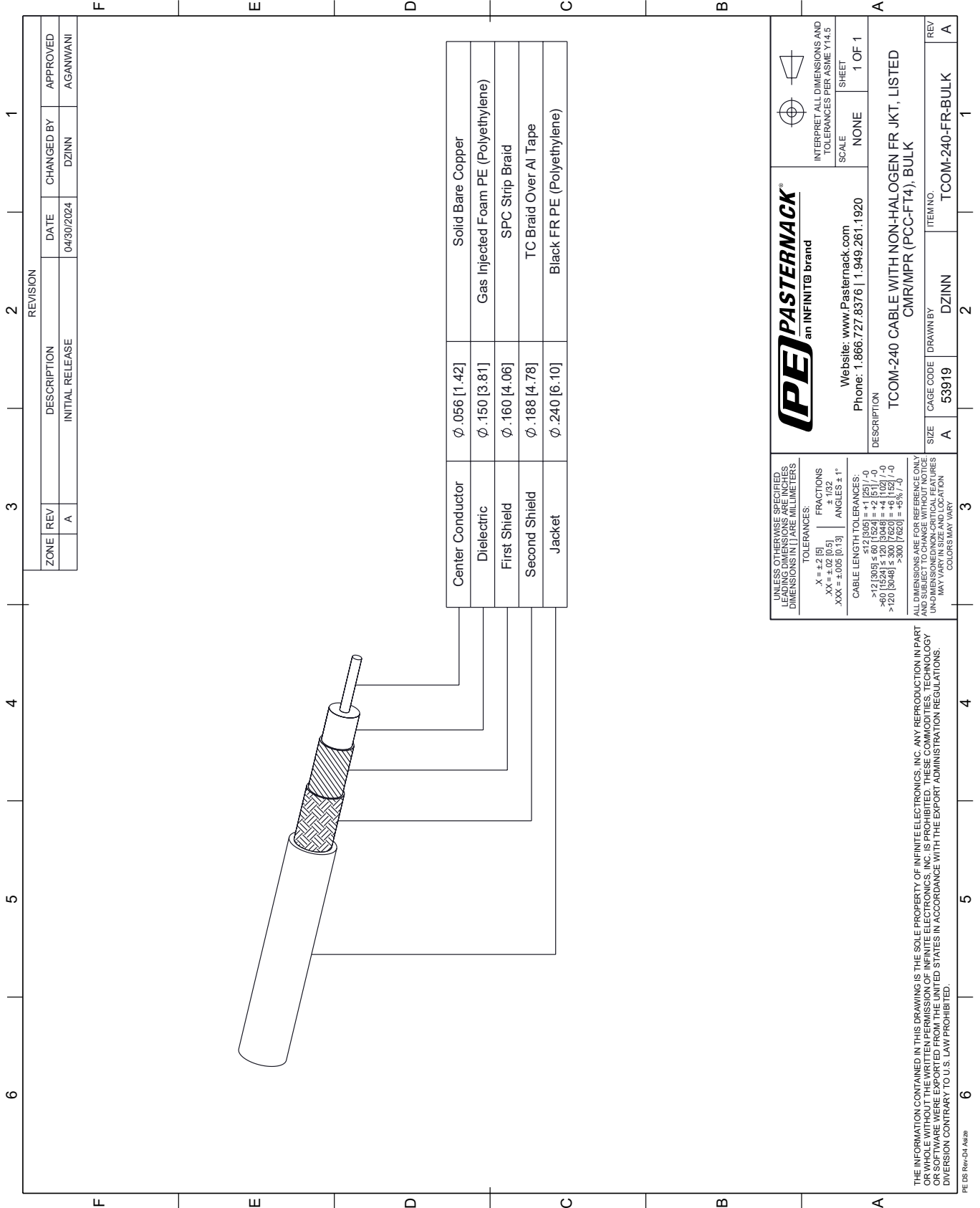
Click the following link (or enter part number in "SEARCH" on website) to obtain additional part information including price, inventory and certifications: [Low PIM Flexible TCOM-240-FR Fire Rated Coax Cable Triple Shielded with Black FRPE Jacket TCOM-240-FR-BULK](#)

URL: <https://www.pasternack.com/tcom240-low-pim-flexible-coax-cable-pe-jacket-tcom-240-p.aspx>

The information contained within this document is accurate to the best of our knowledge and representative of the part described herein. It may be necessary to make modifications to the part and/or the documentation of the part in order to implement improvements. Pasternack Enterprises reserves the right to make such changes as required. Unless otherwise stated, all specifications are nominal. Pasternack Enterprises does not make any representation or warranty regarding the suitability of the part described herein for any particular purpose, and Pasternack Enterprises does not assume liability arising out of the use of any part or document.

# TCOM-240-FR-BULK CAD Drawing

Low PIM Flexible TCOM-240-FR Fire Rated Coax Cable Triple Shielded with Black FRPE Jacket



ZONE		REV	DESCRIPTION	DATE	CHANGED BY	APPROVED
		A	INITIAL RELEASE	04/30/2024	DZINN	AGANWANI

Center Conductor	Ø .056 [1.42]	Solid Bare Copper
Dielectric	Ø .150 [3.81]	Gas Injected Foam PE (Polyethylene)
First Shield	Ø .160 [4.06]	SPC Strip Braid
Second Shield	Ø .188 [4.78]	TC Braid Over Al Tape
Jacket	Ø .240 [6.10]	Black FR PE (Polyethylene)

**(PE) PASTERNAK®**  
an INFINITE® brand

Website: [www.Pasternack.com](http://www.Pasternack.com)  
Phone: 1.866.727.8376 | 1.949.261.1920

REVISION: 1 OF 1

INTERPRET ALL DIMENSIONS AND TOLERANCES PER ASME Y14.5

SCALE: NONE

SHEET: 1 OF 1

---

**UNLESS OTHERWISE SPECIFIED, LEADING DIMENSIONS ARE IN INCHES AND DIMENSIONS IN [ ] ARE MILLIMETERS**

**TOLERANCES:**  
 .X = ±.2 [5]      FRACTIONS ± 1/32  
 .XX = ±.02 [0.5]      ANGLES ± 1°  
 .XXX = ±.005 [0.13]

**CABLE LENGTH TOLERANCES:**  
 <12 [305] ≤ 60 [1524] = ±1 [25] / -0  
 >60 [1524] ≤ 120 [3048] = ±4 [102] / -0  
 >120 [3048] ≤ 300 [7620] = ±5% / -0

**ALL DIMENSIONS ARE FOR REFERENCE ONLY. UNDIMENSIONED/NON-CRITICAL FEATURES MAY VARY IN SIZE AND LOCATION. COLORS MAY VARY.**

THE INFORMATION CONTAINED IN THIS DRAWING IS THE SOLE PROPERTY OF INFINITE ELECTRONICS, INC. ANY REPRODUCTION IN PART OR WHOLE WITHOUT THE WRITTEN PERMISSION OF INFINITE ELECTRONICS, INC. IS PROHIBITED. THESE COMMODITIES, TECHNOLOGY OR SERVICES ARE EXPORTED FROM THE UNITED STATES IN ACCORDANCE WITH THE EXPORT ADMINISTRATION REGULATIONS. DIVERSION CONTRARY TO U.S. LAW PROHIBITED.

PE DS Rev-04 Add2