



75 Ohm BNC Male Connector Crimp/Solder Attachment for RG6

RF Connectors Technical Data Sheet

PE4598

Configuration

- BNC Male Connector
- 75 Ohms
- Straight Body Geometry
- RG6 Interface Type
- Crimp/Solder Attachment

Features

- Max. Operating Frequency 1,000 MHz
- Good VSWR of 1.3:1
- Gold Plated Brass Contact
- 30 μ m minimum contact plating

Applications

- General Purpose Test
- Custom Cable Assemblies

Description

Pasternack's PE4598 75 ohm BNC male connector crimp/solder attachment for RG6 is part of our full line of RF components available for same-day shipping. Our BNC male connector operates up to a maximum frequency of 1,000 MHz and offers good VSWR of 1.3:1.

Our 75 ohm BNC male connector PE4598 datasheet specifications and drawing with dimensions are shown below in this PDF. Pasternack's broad catalog of RF, microwave and millimeter wave connectors allows designers to configure and customize their signal connections however they like. Whether the need is to provide an I/O for a board design, or simply create a custom cable assembly configuration, Pasternack has the right connector for the job. Pasternack can also expertly build your custom cable connector assemblies for you and ship same-day.

Electrical Specifications

Description	Minimum	Typical	Maximum	Units
Frequency Range	DC		1,000	MHz
VSWR			1.3:1	
Operating Voltage (AC)			500	Vrms

Mechanical Specifications

Size

Length

1.122 in [28.5 mm]

Width/Dia.

0.571 in [14.50 mm]

Weight

0.028 lbs [12.7 g]

Click the following link (or enter part number in "SEARCH" on website) to obtain additional part information including price, inventory and certifications: [75 Ohm BNC Male Connector Crimp/Solder Attachment for RG6 PE4598](#)



75 Ohm BNC Male Connector Crimp/Solder Attachment for RG6

RF Connectors Technical Data Sheet

PE4598

Material Specifications

Description	Material	Plating
Contact	Brass	Gold 30 µin minimum
Insulation	PTFE	
Body	Brass	Nickel 100 µin minimum
Coupling Nut	Brass	Nickel 100 µin minimum
Crimp Sleeve	Brass	Nickel

Environmental Specifications**Temperature**

Operating Range -65 to +165 deg C

Compliance Certifications (see [product page](#) for current document)**Plotted and Other Data**

Notes:

75 Ohm BNC Male Connector Crimp/Solder Attachment for RG6 from Pasternack Enterprises has same day shipment for domestic and International orders. Our RF, microwave and millimeter wave products maintain a 99% availability and are part of the broadest selection in the industry.

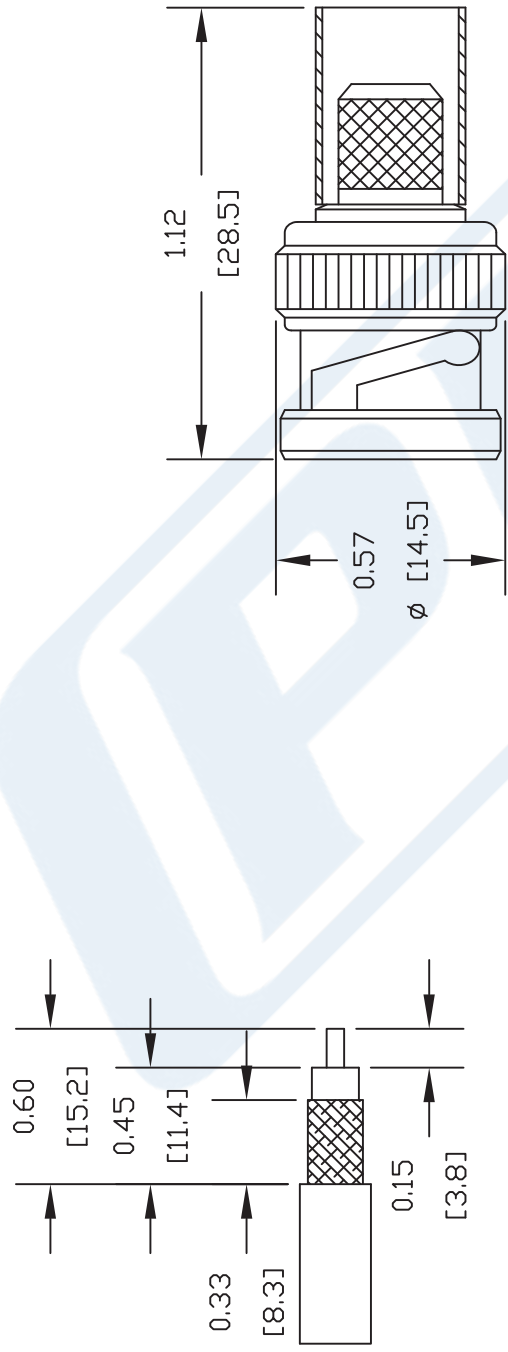
Click the following link (or enter part number in "SEARCH" on website) to obtain additional part information including price, inventory and certifications: [75 Ohm BNC Male Connector Crimp/Solder Attachment for RG6 PE4598](#)

URL: <https://www.pasternack.com/bnc-male-standard-rg6-connector-pe4598-p.aspx>

The information contained in this document is accurate to the best of our knowledge and representative of the part described herein. It may be necessary to make modifications to the part and/or the documentation of the part, in order to implement improvements. Pasternack reserves the right to make such changes as required. Unless otherwise stated, all specifications are nominal. Pasternack does not make any representation or warranty regarding the suitability of the part described herein for any particular purpose, and Pasternack does not assume any liability arising out of the use of any part or documentation.

PE4598 CAD Drawing

75 Ohm BNC Male Connector Crimp/Solder Attachment for RG6



STRIPPING DIMENSIONS

CRIMP SIZES REQUIRED

CONTACT: .068" HEX CRIMP TOOL
FERRULE: .324" HEX CRIMP TOOL

PE PASTERNAK®
Pasternack Enterprises, Inc.
P.O. Box 16759 | Irvine | CA | 92623
Phone: (949) 261-1920 | Fax: (949) 261-7451
Website: www.pasternack.com | E-Mail: sales@pasternack.com

DWG TITLE
PE4598

NOTES:
1. UNLESS OTHERWISE SPECIFIED ALL DIMENSIONS ARE NOMINAL.
2. ALL SPECIFICATIONS ARE SUBJECT TO CHANGE WITHOUT NOTICE AT ANY TIME.
3. DIMENSIONS ARE IN INCHES [mm].
4. FITS MIL-C-17 AND EQUIVALENT CABLES.

REV. -	FSCM NO. 53919	CAD FILE 052402	SCALE N/A	SIZE A	127
--------	----------------	-----------------	-----------	--------	-----



75 Ohm BNC Male Connector Crimp/Solder Attachment for RG6

RF Connectors Technical Data Sheet

PE4598

Configuration

- BNC Male Connector
- 75 Ohms
- Straight Body Geometry
- RG6 Interface Type
- Crimp/Solder Attachment

Features

- Max. Operating Frequency 1,000 MHz
- Good VSWR of 1.3:1
- Gold Plated Brass Contact
- 30 μ m minimum contact plating

Applications

- General Purpose Test
- Custom Cable Assemblies

Description

Pasternack's PE4598 75 ohm BNC male connector crimp/solder attachment for RG6 is part of our full line of RF components available for same-day shipping. Our BNC male connector operates up to a maximum frequency of 1,000 MHz and offers good VSWR of 1.3:1.

Our 75 ohm BNC male connector PE4598 datasheet specifications and drawing with dimensions are shown below in this PDF. Pasternack's broad catalog of RF, microwave and millimeter wave connectors allows designers to configure and customize their signal connections however they like. Whether the need is to provide an I/O for a board design, or simply create a custom cable assembly configuration, Pasternack has the right connector for the job. Pasternack can also expertly build your custom cable connector assemblies for you and ship same-day.

Electrical Specifications

Description	Minimum	Typical	Maximum	Units
Frequency Range	DC		1,000	MHz
VSWR			1.3:1	
Operating Voltage (AC)			500	Vrms

Mechanical Specifications

Size

Length

1.122 in [28.5 mm]

Width/Dia.

0.571 in [14.50 mm]

Weight

0.028 lbs [12.7 g]

Click the following link (or enter part number in "SEARCH" on website) to obtain additional part information including price, inventory and certifications: [75 Ohm BNC Male Connector Crimp/Solder Attachment for RG6 PE4598](#)



75 Ohm BNC Male Connector Crimp/Solder Attachment for RG6

RF Connectors Technical Data Sheet

PE4598

Material Specifications

Description	Material	Plating
Contact	Brass	Gold 30 µin minimum
Insulation	PTFE	
Body	Brass	Nickel 100 µin minimum
Coupling Nut	Brass	Nickel 100 µin minimum
Crimp Sleeve	Brass	Nickel

Environmental Specifications**Temperature**

Operating Range -65 to +165 deg C

Compliance Certifications (see [product page](#) for current document)**Plotted and Other Data**

Notes:

75 Ohm BNC Male Connector Crimp/Solder Attachment for RG6 from Pasternack Enterprises has same day shipment for domestic and International orders. Our RF, microwave and millimeter wave products maintain a 99% availability and are part of the broadest selection in the industry.

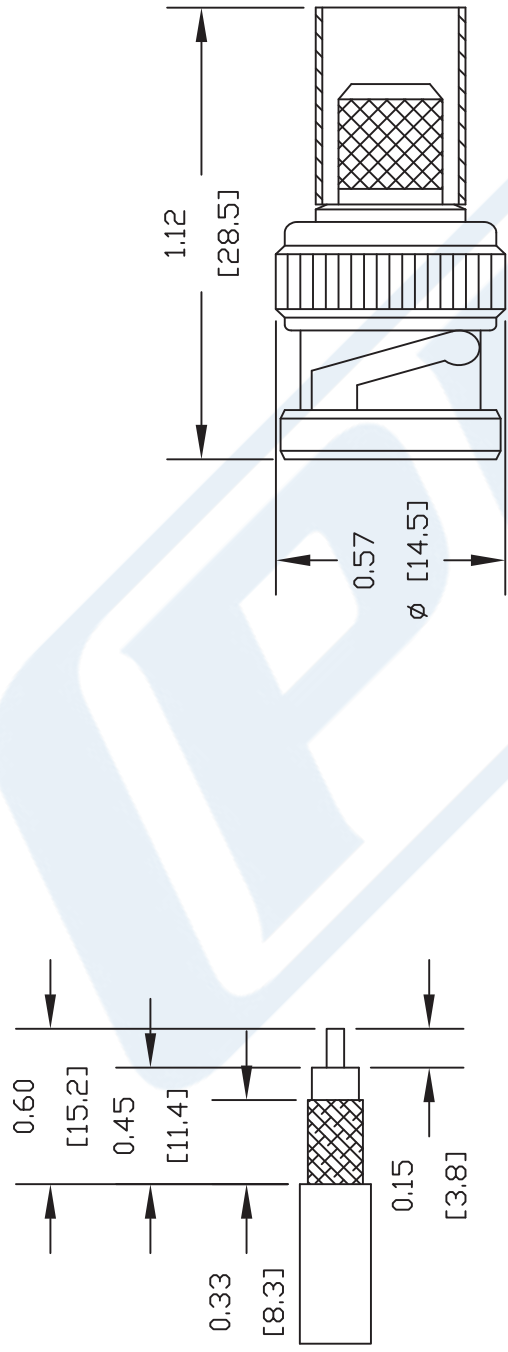
Click the following link (or enter part number in "SEARCH" on website) to obtain additional part information including price, inventory and certifications: [75 Ohm BNC Male Connector Crimp/Solder Attachment for RG6 PE4598](#)

URL: <https://www.pasternack.com/bnc-male-standard-rg6-connector-pe4598-p.aspx>

The information contained in this document is accurate to the best of our knowledge and representative of the part described herein. It may be necessary to make modifications to the part and/or the documentation of the part, in order to implement improvements. Pasternack reserves the right to make such changes as required. Unless otherwise stated, all specifications are nominal. Pasternack does not make any representation or warranty regarding the suitability of the part described herein for any particular purpose, and Pasternack does not assume any liability arising out of the use of any part or documentation.

PE4598 CAD Drawing

75 Ohm BNC Male Connector Crimp/Solder Attachment for RG6



STRIPPING DIMENSIONS

CRIMP SIZES REQUIRED

CONTACT: .068" HEX CRIMP TOOL
FERRULE: .324" HEX CRIMP TOOL

PE PASTERNAK®
Pasternack Enterprises, Inc.
P.O. Box 16759 | Irvine | CA | 92623
Phone: (949) 261-1920 | Fax: (949) 261-7451
Website: www.pasternack.com | E-Mail: sales@pasternack.com

DWG TITLE
PE4598

NOTES:
1. UNLESS OTHERWISE SPECIFIED ALL DIMENSIONS ARE NOMINAL.
2. ALL SPECIFICATIONS ARE SUBJECT TO CHANGE WITHOUT NOTICE AT ANY TIME.
3. DIMENSIONS ARE IN INCHES [mm].
4. FITS MIL-C-17 AND EQUIVALENT CABLES.

REV. -	FSCM NO. 53919	CAD FILE 052402	SCALE N/A	SIZE A	127
--------	----------------	-----------------	-----------	--------	-----

75 Ohm Flexible RG6 Coax Cable Double Shielded with Black PVC (NC) Jacket

RF Cables Technical Data Sheet

RG6A/U

Configuration

- Flexible Cable
- 2 Shield(s)

Electrical Specifications

Description	Minimum	Typical	Maximum	Units
Frequency Range	DC		1,000	MHz
Impedance		75		Ohms
Velocity of Propagation		66		%
Shielding Effectiveness	90			dB
Operating Voltage (DC)			2,700	Vdc
Nominal Capacitance		20.6 [67.59]		pF/ft [pF/m]

Performance by Frequency Band

Description	F1	F2	F3	F4	F5	Units
Frequency	10	100	1,000			MHz
Attenuation, Typ	0.08	2.9	11			dB/100ft
	0.26	9.51	36.09			dB/100m

Mechanical Specifications

Diameter	0.332 in [8.43 mm]
Weight	0.085 lbs/ft [0.13 Kg/m]
Min. Bend Radius (Repeated)	3.5 in [88.9 mm]

Construction Specifications

Description	Material and Plating	Diameter
Inner Conductor	Copper Clad Steel, 1 Strands	0.029 in [0.74 mm]
Conductor Type	Solid	
Dielectric	PE	0.185 in [4.7 mm]
First Shield	Silver Plated Copper Braid	

Click the following link (or enter part number in "SEARCH" on website) to obtain additional part information including price, inventory and certifications: [75 Ohm Flexible RG6 Coax Cable Double Shielded with Black PVC \(NC\) Jacket RG6A/U](#)

75 Ohm Flexible RG6 Coax Cable Double Shielded with Black PVC (NC) Jacket

RF Cables Technical Data Sheet

RG6A/U

Second Shield	Copper Braid	0.248 in [6.3 mm]
Jacket	PVC (NC), Black	0.332 in [8.43 mm]

Environmental Specifications

Temperature

Operating Range

-40 to +80 deg C

Compliance Certifications (see [product page](#) for current document)

Plotted and Other Data

Notes:

75 Ohm Flexible RG6 Coax Cable Double Shielded with Black PVC (NC) Jacket from Pasternack Enterprises has same day shipment for domestic and International orders. Our RF, microwave and millimeter wave products maintain a 99% availability and are part of the broadest selection in the industry.

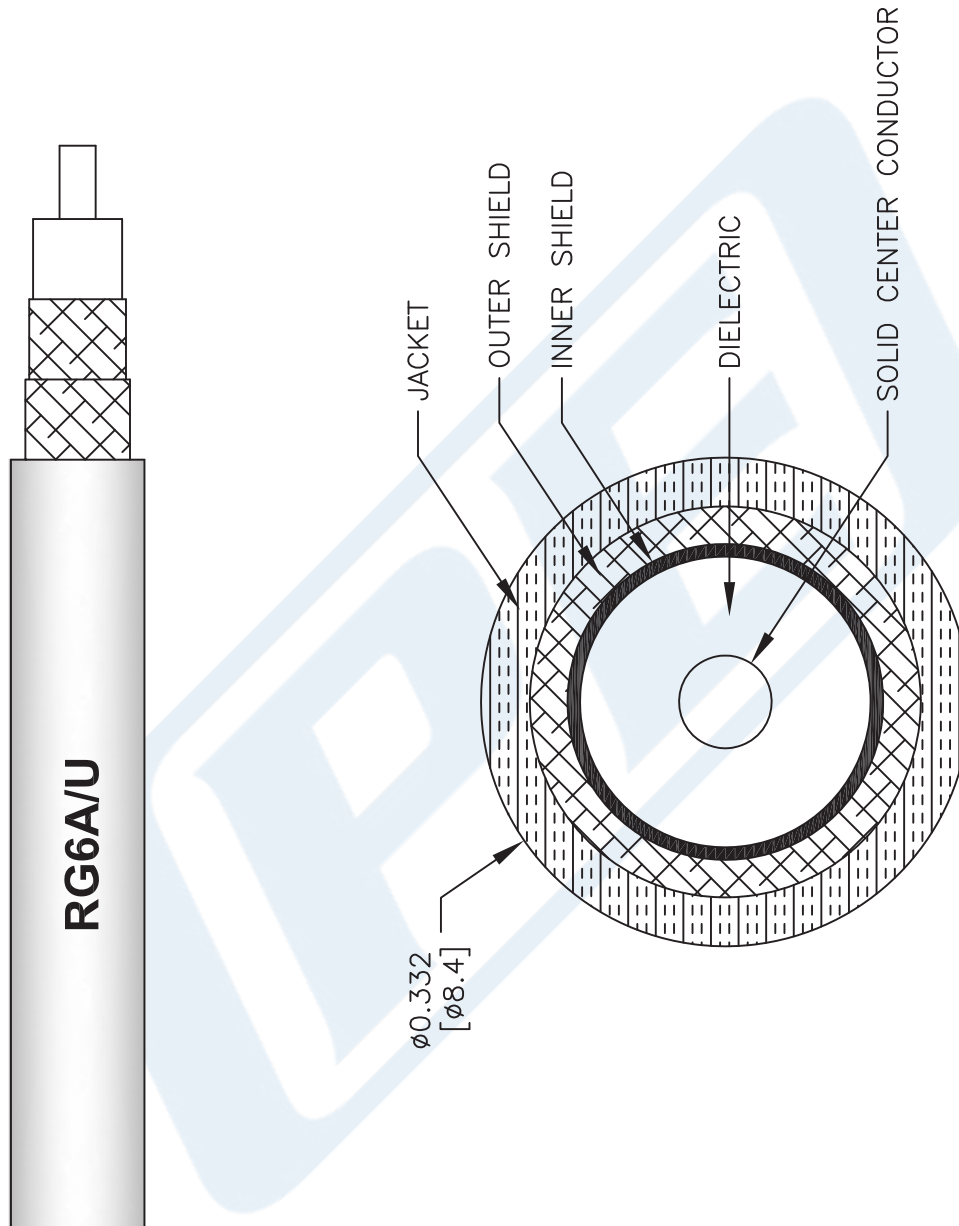
Click the following link (or enter part number in "SEARCH" on website) to obtain additional part information including price, inventory and certifications: [75 Ohm Flexible RG6 Coax Cable Double Shielded with Black PVC \(NC\) Jacket RG6A/U](#)

URL: <https://www.pasternack.com/flexible-0.332-rg6-75-ohm-coax-cable-pvc-jacket-rg6a-u-p.aspx>

The information contained in this document is accurate to the best of our knowledge and representative of the part described herein. It may be necessary to make modifications to the part and/or the documentation of the part, in order to implement improvements. Pasternack reserves the right to make such changes as required. Unless otherwise stated, all specifications are nominal. Pasternack does not make any representation or warranty regarding the suitability of the part described herein for any particular purpose, and Pasternack does not assume any liability arising out of the use of any part or documentation.

RG6A/U CAD Drawing

75 Ohm Flexible RG6 Coax Cable Double Shielded with Black PVC (NC) Jacket



NOTES:

1. UNLESS OTHERWISE SPECIFIED ALL DIMENSIONS ARE NOMINAL.
2. ALL SPECIFICATIONS ARE SUBJECT TO CHANGE WITHOUT NOTICE AT ANY TIME.
3. DIMENSIONS ARE IN INCHES [mm].

DWG TITLE

RG6A/U

FSCM NO. 53919

CAD FILE 111816

SCALE N/A

SIZE A

41742



Pasternack Enterprises, Inc.
P.O. Box 16759 | Irvine | CA | 92623
Phone: (949) 261-1920 | Fax: (949) 261-7451
Website: www.pasternack.com | E-Mail: sales@pasternack.com