



TNC Male Connector Crimp/Solder Attachment for PE-C400, PE-B400, PE-B405, LMR-400, LMR-400-DB, LMR-400-UF, 0.400 inch

## RF Connectors Technical Data Sheet

PE44293

### Configuration

- TNC Male Connector
- MIL-STD-348
- 50 Ohms
- Straight Body Geometry
- PE-C400, PE-B400, PE-B405, LMR-400, LMR-400-DB, LMR-400-UF, 0.400 inch Interface Type
- Crimp/Solder Attachment

### Features

- Max. Operating Frequency 11 GHz
- Silver Plated Brass Contact
- Contact plating according to ASTM-B700

### Applications

- General Purpose Test
- Custom Cable Assemblies

### Description

Pasternack's PE44293 TNC male connector with crimp/solder attachment for PE-C400, PE-B400, PE-B405, LMR-400, LMR-400-DB, LMR-400-UF and 0.400 inch is part of our full line of RF components available for same-day shipping. Our TNC male connector operates up to a maximum frequency of 11 GHz.

Our TNC male connector PE44293 datasheet specifications and drawing with dimensions are shown below in this PDF. Pasternack's broad catalog of RF, microwave and millimeter wave connectors allows designers to configure and customize their signal connections however they like. Whether the need is to provide an I/O for a board design, or simply create a custom cable assembly configuration, Pasternack has the right connector for the job. Pasternack can also expertly build your custom cable assemblies for you and ship same-day.

### Electrical Specifications

| Description                          | Minimum | Typical | Maximum | Units |
|--------------------------------------|---------|---------|---------|-------|
| Frequency Range                      | DC      |         | 11      | GHz   |
| Operating Voltage (AC)               |         |         | 500     | Vrms  |
| Dielectric Withstanding Voltage (AC) |         |         | 1,500   | Vrms  |

### Mechanical Specifications

#### Size

|            |                     |
|------------|---------------------|
| Length     | 1.68 in [42.67 mm]  |
| Width/Dia. | 0.6 in [15.24 mm]   |
| Weight     | 0.068 lbs [30.84 g] |

Click the following link (or enter part number in "SEARCH" on website) to obtain additional part information including price, inventory and certifications: [TNC Male Connector Crimp/Solder Attachment for PE-C400, PE-B400, PE-B405, LMR-400, LMR-400-DB, LMR-400-UF, 0.400 inch PE44293](#)



TNC Male Connector Crimp/Solder Attachment for PE-C400, PE-B400, PE-B405, LMR-400, LMR-400-DB, LMR-400-UF, 0.400 inch

## RF Connectors Technical Data Sheet

PE44293

### Material Specifications

| Description  | Material | Plating             |
|--------------|----------|---------------------|
| Contact      | Brass    | Silver<br>ASTM-B700 |
| Insulation   | PTFE     |                     |
| Body         | Brass    | Nickel<br>ASTM-B689 |
| Coupling Nut | Brass    | Nickel<br>ASTM-B689 |

### Environmental Specifications

#### Temperature

Operating Range

-65 to +165 deg C

**Compliance Certifications** (see [product page](#) for current document)

### Plotted and Other Data

Notes:

TNC Male Connector Crimp/Solder Attachment for PE-C400, PE-B400, PE-B405, LMR-400, LMR-400-DB, LMR-400-UF, 0.400 inch from Pasternack Enterprises has same day shipment for domestic and International orders. Our RF, microwave and millimeter wave products maintain a 99% availability and are part of the broadest selection in the industry.

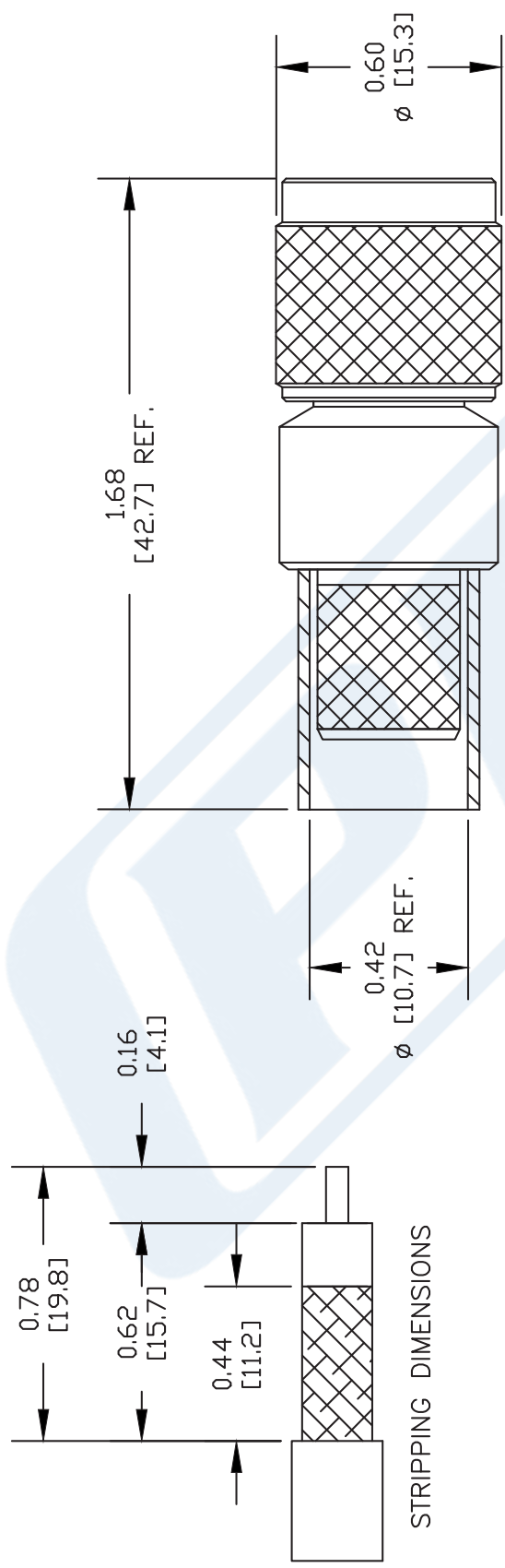
Click the following link (or enter part number in "SEARCH" on website) to obtain additional part information including price, inventory and certifications: [TNC Male Connector Crimp/Solder Attachment for PE-C400, PE-B400, PE-B405, LMR-400, LMR-400-DB, LMR-400-UF, 0.400 inch PE44293](#)

URL: <https://www.pasternack.com/tnc-male-standard-pe-b400-pe-b405-pe-c400-connector-pe44293-p.aspx>

The information contained in this document is accurate to the best of our knowledge and representative of the part described herein. It may be necessary to make modifications to the part and/or the documentation of the part, in order to implement improvements. Pasternack reserves the right to make such changes as required. Unless otherwise stated, all specifications are nominal. Pasternack does not make any representation or warranty regarding the suitability of the part described herein for any particular purpose, and Pasternack does not assume any liability arising out of the use of any part or documentation.

PE44293 CAD Drawing

TNC Male Connector Crimp/Solder Attachment for PE-C400, PE-B400, PE-B405, LMR-400, LMR-400-DB, LMR-400-UF, 0.400 inch



CRIMP SIZE REQUIRED

CONTACT: SOLDER  
FERRULE: .429" HEX CRIMP TOOL

**PE PASTERNAK®**  
Pasternack Enterprises, Inc.  
P.O. Box 16759 | Irvine | CA | 92623  
Phone: (949) 261-1920 | Fax: (949) 261-7451  
Website: [www.pasternack.com](http://www.pasternack.com) | E-Mail: [sales@pasternack.com](mailto:sales@pasternack.com)

DWG TITLE  
**PE44293**

NOTES:  
1. UNLESS OTHERWISE SPECIFIED ALL DIMENSIONS ARE NOMINAL.  
2. ALL SPECIFICATIONS ARE SUBJECT TO CHANGE WITHOUT NOTICE AT ANY TIME.  
3. DIMENSIONS ARE IN INCHES [mm].  
4. FITS MIL-C-17 AND EQUIVALENT CABLES.

REV. C  
FSCM NO. 53919

CAD FILE 032411-C

SCALE N/A

SIZE A

127



TNC Male Connector Crimp/Solder Attachment for PE-C400, PE-B400, PE-B405, LMR-400, LMR-400-DB, LMR-400-UF, 0.400 inch

## RF Connectors Technical Data Sheet

PE44293

### Configuration

- TNC Male Connector
- MIL-STD-348
- 50 Ohms
- Straight Body Geometry
- PE-C400, PE-B400, PE-B405, LMR-400, LMR-400-DB, LMR-400-UF, 0.400 inch Interface Type
- Crimp/Solder Attachment

### Features

- Max. Operating Frequency 11 GHz
- Silver Plated Brass Contact
- Contact plating according to ASTM-B700

### Applications

- General Purpose Test
- Custom Cable Assemblies

### Description

Pasternack's PE44293 TNC male connector with crimp/solder attachment for PE-C400, PE-B400, PE-B405, LMR-400, LMR-400-DB, LMR-400-UF and 0.400 inch is part of our full line of RF components available for same-day shipping. Our TNC male connector operates up to a maximum frequency of 11 GHz.

Our TNC male connector PE44293 datasheet specifications and drawing with dimensions are shown below in this PDF. Pasternack's broad catalog of RF, microwave and millimeter wave connectors allows designers to configure and customize their signal connections however they like. Whether the need is to provide an I/O for a board design, or simply create a custom cable assembly configuration, Pasternack has the right connector for the job. Pasternack can also expertly build your custom cable assemblies for you and ship same-day.

### Electrical Specifications

| Description                          | Minimum | Typical | Maximum | Units |
|--------------------------------------|---------|---------|---------|-------|
| Frequency Range                      | DC      |         | 11      | GHz   |
| Operating Voltage (AC)               |         |         | 500     | Vrms  |
| Dielectric Withstanding Voltage (AC) |         |         | 1,500   | Vrms  |

### Mechanical Specifications

#### Size

|            |                     |
|------------|---------------------|
| Length     | 1.68 in [42.67 mm]  |
| Width/Dia. | 0.6 in [15.24 mm]   |
| Weight     | 0.068 lbs [30.84 g] |

Click the following link (or enter part number in "SEARCH" on website) to obtain additional part information including price, inventory and certifications: [TNC Male Connector Crimp/Solder Attachment for PE-C400, PE-B400, PE-B405, LMR-400, LMR-400-DB, LMR-400-UF, 0.400 inch PE44293](#)



TNC Male Connector Crimp/Solder Attachment for PE-C400, PE-B400, PE-B405, LMR-400, LMR-400-DB, LMR-400-UF, 0.400 inch

## RF Connectors Technical Data Sheet

PE44293

### Material Specifications

| Description  | Material | Plating             |
|--------------|----------|---------------------|
| Contact      | Brass    | Silver<br>ASTM-B700 |
| Insulation   | PTFE     |                     |
| Body         | Brass    | Nickel<br>ASTM-B689 |
| Coupling Nut | Brass    | Nickel<br>ASTM-B689 |

### Environmental Specifications

#### Temperature

Operating Range

-65 to +165 deg C

**Compliance Certifications** (see [product page](#) for current document)

### Plotted and Other Data

Notes:

TNC Male Connector Crimp/Solder Attachment for PE-C400, PE-B400, PE-B405, LMR-400, LMR-400-DB, LMR-400-UF, 0.400 inch from Pasternack Enterprises has same day shipment for domestic and International orders. Our RF, microwave and millimeter wave products maintain a 99% availability and are part of the broadest selection in the industry.

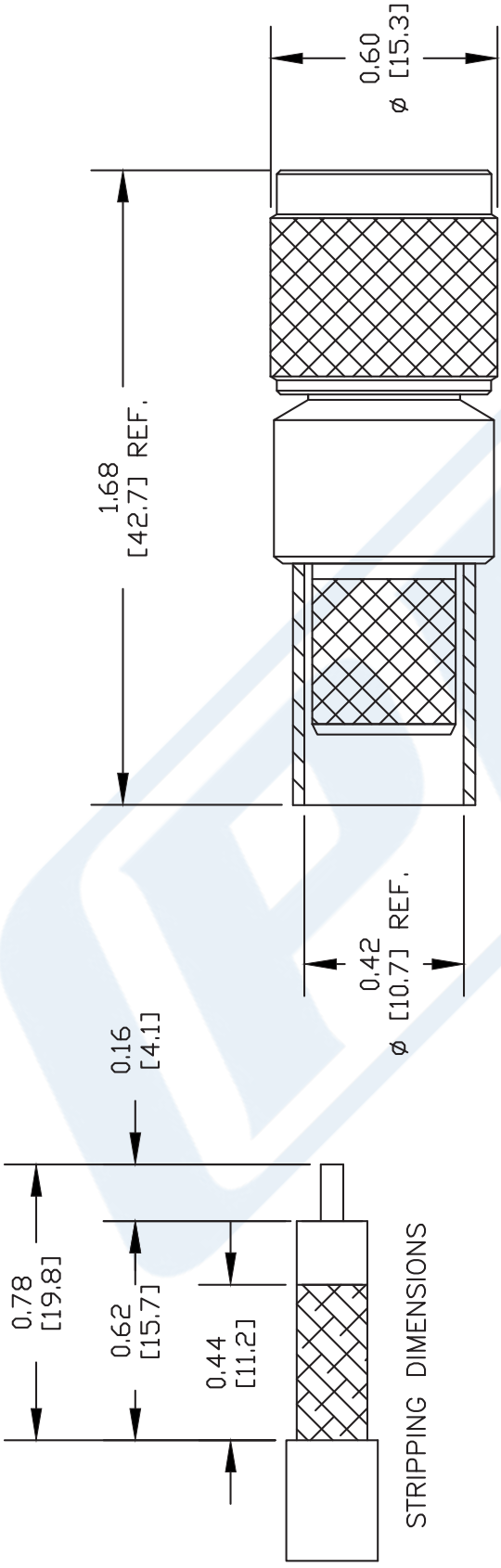
Click the following link (or enter part number in "SEARCH" on website) to obtain additional part information including price, inventory and certifications: [TNC Male Connector Crimp/Solder Attachment for PE-C400, PE-B400, PE-B405, LMR-400, LMR-400-DB, LMR-400-UF, 0.400 inch PE44293](#)

URL: <https://www.pasternack.com/tnc-male-standard-pe-b400-pe-b405-pe-c400-connector-pe44293-p.aspx>

The information contained in this document is accurate to the best of our knowledge and representative of the part described herein. It may be necessary to make modifications to the part and/or the documentation of the part, in order to implement improvements. Pasternack reserves the right to make such changes as required. Unless otherwise stated, all specifications are nominal. Pasternack does not make any representation or warranty regarding the suitability of the part described herein for any particular purpose, and Pasternack does not assume any liability arising out of the use of any part or documentation.

PE44293 CAD Drawing

TNC Male Connector Crimp/Solder Attachment for PE-C400, PE-B400,  
PE-B405, LMR-400, LMR-400-DB, LMR-400-UF, 0.400 inch



CRIMP SIZE REQUIRED

CONTACT: SOLDER  
FERRULE: .429" HEX CRIMP TOOL

**PE PASTERNAK®**  
Pasternack Enterprises, Inc.  
P.O. Box 16759 | Irvine | CA | 92623  
Phone: (949) 261-1920 | Fax: (949) 261-7451  
Website: www.pasternack.com | E-Mail: sales@pasternack.com

DWG TITLE  
**PE44293**

NOTES:  
1. UNLESS OTHERWISE SPECIFIED ALL DIMENSIONS ARE NOMINAL.  
2. ALL SPECIFICATIONS ARE SUBJECT TO CHANGE WITHOUT NOTICE AT ANY TIME.  
3. DIMENSIONS ARE IN INCHES [mm].  
4. FITS MIL-C-17 AND EQUIVALENT CABLES.

REV. C  
FSCM NO. 53919

CAD FILE 032411-C

SCALE N/A

SIZE A

127





Flexible RG8 Type with Wound Filament Dielectric Coax  
Cable Double Shielded with Black PVC Jacket

TECHNICAL DATA SHEET

PE-B405

Flexible RG8 Type with Wound Filament Dielectric Coax Cable Double Shielded with Black PVC Jacket

**Configuration**

|                                      |                                    |
|--------------------------------------|------------------------------------|
| Inner Conductor Material and Plating | Copper                             |
| Dielectric Type                      | PE (AS)                            |
| Shield Materials                     | Aluminum Tape, Tinned Copper Braid |
| Jacket Material and Color            | PVC, Black                         |

**Electrical Specifications**

|                                  |              |
|----------------------------------|--------------|
| Impedance, Ohms                  | 50           |
| Velocity of Propagation, %       | 83           |
| Maximum Operating Frequency, MHz | 1000         |
| Capacitance, pF/ft [pF/m]        | 24.6 [80.71] |

**Electrical Specifications by Frequency**

**Frequency 1**

|                                 |            |
|---------------------------------|------------|
| Frequency, MHz                  | 1          |
| Attenuation, dB/100ft [dB/100m] | 0.4 [1.31] |

**Frequency 2**

|                                 |            |
|---------------------------------|------------|
| Frequency, MHz                  | 10         |
| Attenuation, dB/100ft [dB/100m] | 0.6 [1.97] |

**Frequency 3**

|                                 |            |
|---------------------------------|------------|
| Frequency, MHz                  | 50         |
| Attenuation, dB/100ft [dB/100m] | 1.3 [4.27] |

**Frequency 4**

|                                 |             |
|---------------------------------|-------------|
| Frequency, MHz                  | 400         |
| Attenuation, dB/100ft [dB/100m] | 3.5 [11.48] |

**Frequency 5**

|                                 |             |
|---------------------------------|-------------|
| Frequency, MHz                  | 700         |
| Attenuation, dB/100ft [dB/100m] | 4.6 [15.09] |

**Frequency 6**

|                                 |             |
|---------------------------------|-------------|
| Frequency, MHz                  | 900         |
| Attenuation, dB/100ft [dB/100m] | 5.1 [16.73] |

**Frequency 7**

|                                 |             |
|---------------------------------|-------------|
| Frequency, MHz                  | 1000        |
| Attenuation, dB/100ft [dB/100m] | 5.4 [17.72] |

Click the following link (or enter part number in "SEARCH" on website) to obtain additional part information including price, inventory and certifications: [Flexible RG8 Type with Wound Filament Dielectric Coax Cable Double Shielded with Black PVC Jacket PE-B405](#)

The information contained in this document is accurate to the best of our knowledge and representative of the part described herein. It may be necessary to make modifications to the part and/or the documentation of the part, in order to implement improvements. Pasternack reserves the right to make such changes as required. Unless otherwise stated, all specifications are nominal.



Flexible RG8 Type with Wound Filament Dielectric Coax  
Cable Double Shielded with Black PVC Jacket

TECHNICAL DATA SHEET

PE-B405

**Mechanical Specifications**

**Inner Conductor**

|                   |              |
|-------------------|--------------|
| Material          | Copper       |
| Diameter, in [mm] | 0.108 [2.74] |

**Dielectric:**

|                   |              |
|-------------------|--------------|
| Type              | PE (AS)      |
| Diameter, in [mm] | 0.286 [7.26] |

**Shield:**

|            |                     |
|------------|---------------------|
| Number of  | 2                   |
| Material 1 | Aluminum Tape       |
| Material 2 | Tinned Copper Braid |

**Jacket:**

|                       |              |
|-----------------------|--------------|
| Material              | PVC          |
| Diameter, in [mm]     | 0.4 [10.16]  |
| Color                 | Black        |
| Weight, lbs/ft [Kg/m] | 0.115 [0.17] |

**Compliance Certifications** (visit [www.Pasternack.com](http://www.Pasternack.com) for current document)

**Plotted and Other Data**

|        |                            |
|--------|----------------------------|
| Notes: | Values at 25 °C, sea level |
|--------|----------------------------|

Flexible RG8 Type with Wound Filament Dielectric Coax Cable Double Shielded with Black PVC Jacket from Pasternack Enterprises has same day shipment for domestic and International orders. Our RF, microwave and fiber optic products maintain a 99% availability and are part of the broadest selection in the industry.

Click the following link (or enter part number in "SEARCH" on website) to obtain additional part information including price, inventory and certifications: [Flexible RG8 Type with Wound Filament Dielectric Coax Cable Double Shielded with Black PVC Jacket PE-B405](#)

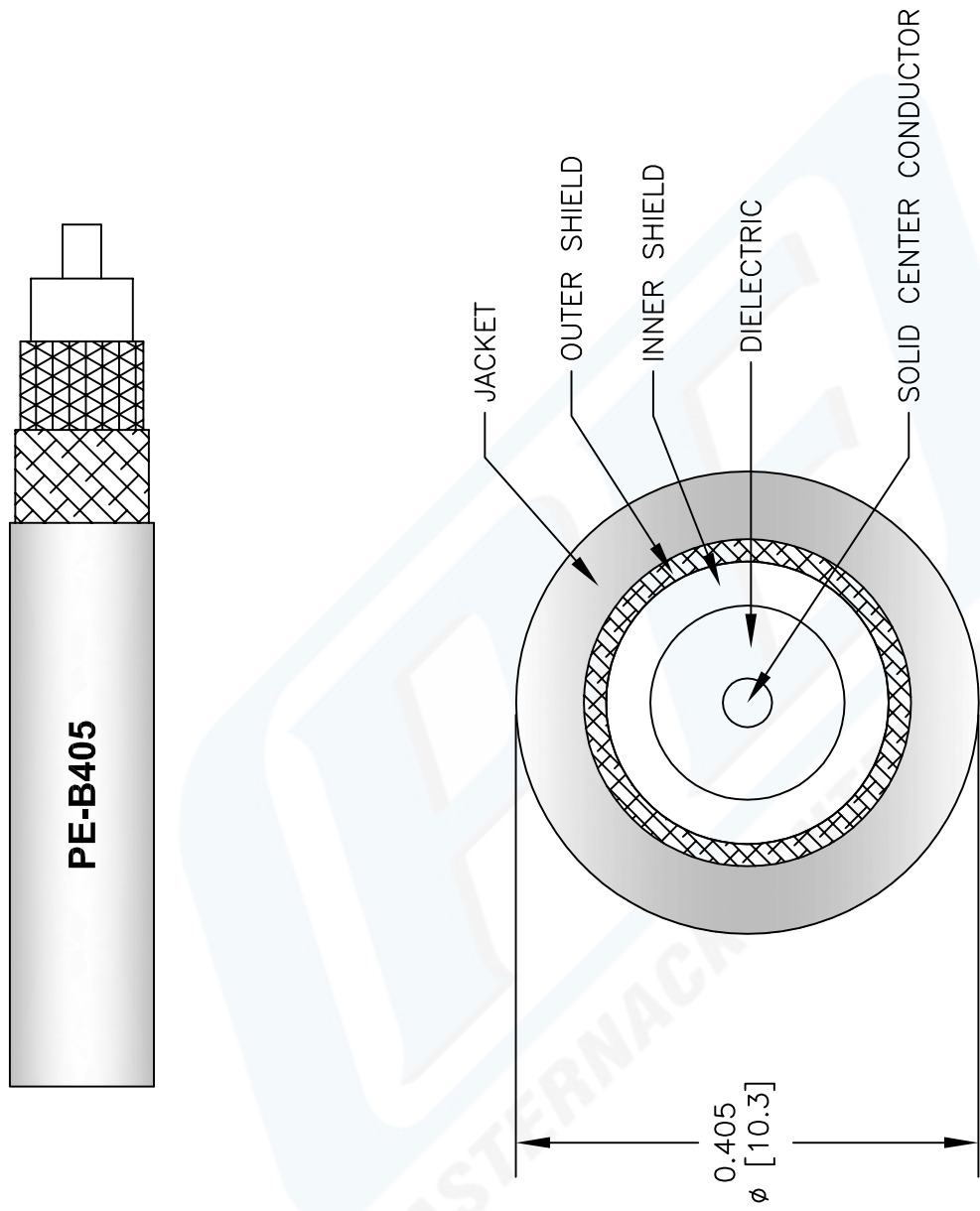
URL: <http://www.pasternack.com/flexible-0.405-rg8-type-50-ohm-coax-cable-pvc-jacket-pe-b405-p.aspx>

The information contained in this document is accurate to the best of our knowledge and representative of the part described herein. It may be necessary to make modifications to the part and/or the documentation of the part, in order to implement improvements. Pasternack reserves the right to make such changes as required. Unless otherwise stated, all specifications are nominal.



# PE-B405 CAD Drawing

Flexible RG8 Type with Wound Filament Dielectric Coax  
Cable Double Shielded with Black PVC Jacket



NOTES:  
1. UNLESS OTHERWISE SPECIFIED ALL DIMENSIONS ARE NOMINAL.  
2. ALL SPECIFICATIONS ARE SUBJECT TO CHANGE WITHOUT NOTICE AT ANY TIME.  
3. DIMENSIONS ARE IN INCHES [mm].

|           |  |                |  |          |        |       |     |      |   |     |
|-----------|--|----------------|--|----------|--------|-------|-----|------|---|-----|
| DWG TITLE |  | FSCM NO. 53919 |  | CAD FILE | 022808 | SCALE | N/A | SIZE | A | 127 |
| PE-B405   |  |                |  |          |        |       |     |      |   |     |

**PASTERNAK®**  
Pasternack Enterprises, Inc.  
P.O. Box 16759 | Irvine | CA | 92623  
Phone: (949) 261-1920 | Fax: (949) 261-7451  
Website: [www.pasternack.com](http://www.pasternack.com) | E-Mail: [sales@pasternack.com](mailto:sales@pasternack.com)