

N Male to N Male Cable 12 Inch Length
Using PE-SR402AL Coax, LF Solder



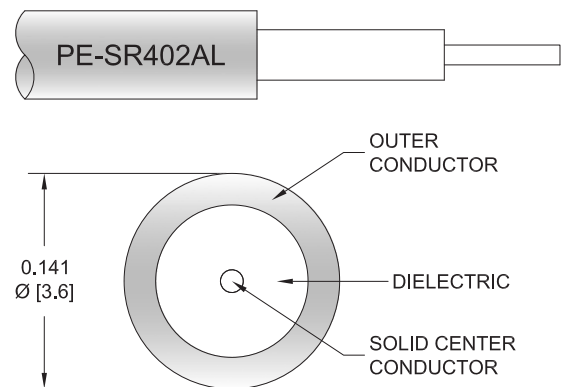
PE34138LF-12

Configuration

- Connector 1: N Male
- Connector 2: N Male
- Cable Type: PE-SR402AL
- Coax Flex Type: Semi-Rigid

Features

- Max Frequency 11 GHz



Applications

- General Purpose
- Laboratory Use

Description

Pasternack's PE34138LF-12 type N male to type N male 12 inch cable using PE-SR402AL coax is part of our full line of RF components available for same-day shipping. Pasternack's semi-rigid RF cable assemblies are ideal for high performance applications and can be formed, using proper tooling, to the routing pattern required. This Pasternack type N to type N cable assembly has a male to male gender configuration with 50 ohm semi-rigid PE-SR402AL coax. The PE34138LF-12 type N male to type N male cable assembly operates to 11 GHz.

Custom versions of most RF cable assemblies can be built and shipped same day. Custom cable assembly lengths can be obtained by specifying the desired length on the web site at time of order or by contacting a sales representative. Other available RF cable assembly value added services include connector orientation or clocking, heat shrink booting and custom labeling. RF testing can also be performed to document the electrical performance of your cable assembly.

Electrical Specifications

Description	Minimum	Typical	Maximum	Units
Frequency Range	DC		11	GHz
VSWR			1.4:1	

Specifications by Frequency

Description	F1	F2	F3	F4	F5	Units
Frequency	0.5	1	2.5	5	11	GHz
Insertion Loss (Typ.)	0.265	0.33	0.385	0.477	0.685	dB

Mechanical Specifications

Cable Assembly

Width/Diameter

0.827 in [21.01 mm]

Weight

0.185 lbs [83.91 g]

N Male to N Male Cable 12 Inch Length
Using PE-SR402AL Coax, LF Solder



PE34138LF-12

Cable

Cable Type	PE-SR402AL
Impedance	50 Ohms
Inner Conductor Type	Solid
Inner Conductor Material and Plating	Copper Clad Steel, Silver
Dielectric Type	PTFE
Number of Shields	1
Outer Conductor 1 Material and Plating	Tinned Aluminum
Repeated Minimum Bend Radius	0.15 in [3.81 mm]

Connectors

Description	Connector 1	Connector 2
Type	N Male	N Male
Impedance	50 Ohms	50 Ohms
Configuration	Straight	Straight
Contact Material and Plating	Brass, Gold	Brass, Gold
Contact Plating Specification	20 µin minimum	20 µin minimum
Dielectric Type	PTFE	PTFE
Body Material and Plating	Brass, Gold	Brass, Gold
Body Plating Specification	80 µin minimum	80 µin minimum
Seal Gasket Material	Silicone	Silicone

Environmental Specifications

Operating Range Temperature	-55 to +125 deg C
-----------------------------	-------------------

Compliance Certifications (see [product page](#) for current document)

Plotted and Other Data

Notes:
Values at 25°C, sea level.

N Male to N Male Cable 12 Inch Length
Using PE-SR402AL Coax, LF Solder

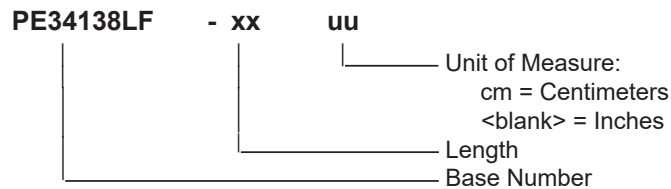


PE34138LF-12

Typical Performance Data

How to Order

Part Number Configuration:



Example: PE34138LF-12 = 12 inches long cable
PE34138LF-100cm = 100 cm long cable

N Male to N Male Cable 12 Inch Length Using PE-SR402AL Coax, LF Solder from Pasternack Enterprises has same day shipment for domestic and International orders. Our RF, microwave and millimeter wave products maintain a 99.4% availability and are part of the broadest selection in the industry.

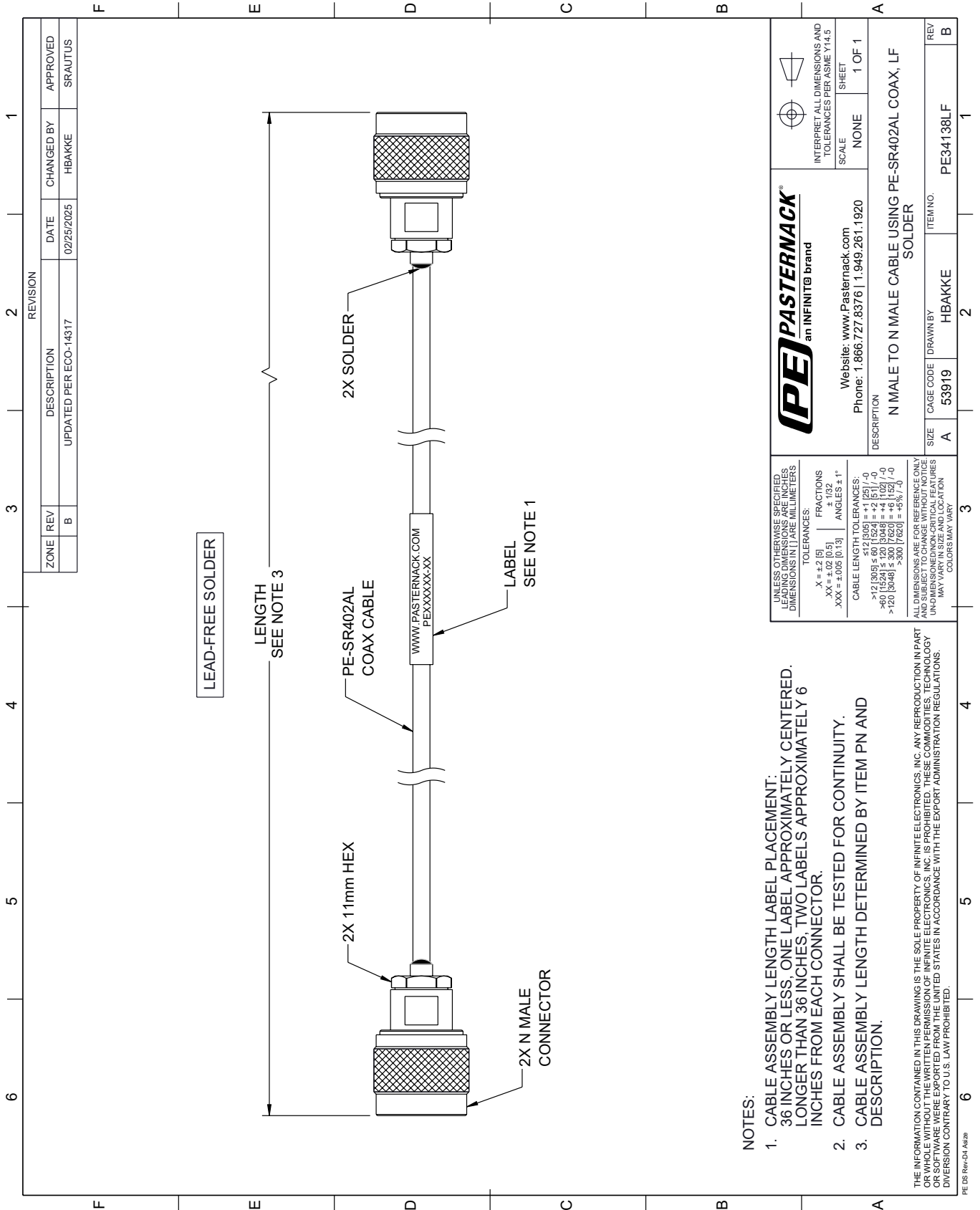
Click the following link (or enter part number in "SEARCH" on website) to obtain additional part information including price, inventory and certifications: [N Male to N Male Cable 12 Inch Length Using PE-SR402AL Coax, LF Solder PE34138LF-12](#)

URL: <https://www.pasternack.com/n-male-to-n-male-cable-12-inch-length-using-pe-sr402al-lf-solder-pe34138lf-12-p.aspx>

The information contained within this document is accurate to the best of our knowledge and representative of the part described herein. It may be necessary to make modifications to the part and/or the documentation of the part in order to impliment improvements. Pasternack Enterprises reserves the right to make such changes as required. Unless otherwise stated, all specifications are nominal. Pasternack Enterprises does not make any representation or warranty regarding the suitability of the part described herein for any particular purpose, and Pasternack Enterprises does not assume liability arising out of the use of any part or document.

PE34138LF-12 CAD Drawing

N Male to N Male Cable 12 Inch Length Using PE-SR402AL Coax, LF Solder



NOTES:

1. CABLE ASSEMBLY LENGTH LABEL PLACEMENT: 36 INCHES OR LESS, ONE LABEL APPROXIMATELY CENTERED. LONGER THAN 36 INCHES, TWO LABELS APPROXIMATELY 6 INCHES FROM EACH CONNECTOR.
2. CABLE ASSEMBLY SHALL BE TESTED FOR CONTINUITY.
3. CABLE ASSEMBLY LENGTH DETERMINED BY ITEM PN AND DESCRIPTION.

THE INFORMATION CONTAINED IN THIS DRAWING IS THE SOLE PROPERTY OF INFINITE ELECTRONICS, INC. ANY REPRODUCTION IN PART OR WHOLE WITHOUT THE WRITTEN PERMISSION OF INFINITE ELECTRONICS, INC. IS PROHIBITED. THESE COMMODITIES, TECHNOLOGY OR SERVICES ARE BEING EXPORTED FROM THE UNITED STATES IN ACCORDANCE WITH THE EXPORT ADMINISTRATION REGULATIONS. DIVERSION CONTRARY TO U.S. LAW PROHIBITED.

PE DS Rev-D4 Add2

REVISION		DATE	CHANGED BY	APPROVED
ZONE	REV	DESCRIPTION		
	B	UPDATED PER ECO-14317	HBAKKE	SRAUTUS

 Website: www.Pasternack.com Phone: 1.866.727.8376 1.949.261.1920		INTERPRET ALL DIMENSIONS AND TOLERANCES PER ASME Y14.5
		SCALE: NONE SHEET: 1 OF 1
DESCRIPTION: N MALE TO N MALE CABLE USING PE-SR402AL COAX, LF SOLDER		
SIZE: A	CAGE CODE: 53919	DRAWN BY: HBAKKE
ITEM NO.: PE34138LF	REV: B	SHEET: 1 OF 1

UNLESS OTHERWISE SPECIFIED, LEADING DIMENSIONS ARE IN INCHES. DIMENSIONS IN [] ARE MILLIMETERS.

TOLERANCES:
 .X = ±.2 [5]
 .XX = ±.02 [0.5]
 .XXX = ±.005 [0.13]

FRACTIONS: ± 1/32
 ANGLES ± 1°

CABLE LENGTH TOLERANCES:
 <12 [305] ≤ 60 [1524] = ±.1 [2.5] / -0
 >60 [1524] ≤ 120 [3048] = ±.4 [102] / -0
 >120 [3048] ≤ 300 [7620] = ±.6 [15.2] / -0
 >300 [7620] = ±.8 [20.3] / -0

ALL DIMENSIONS ARE FOR REFERENCE ONLY. UNLESS OTHERWISE SPECIFIED, DIMENSIONS ARE NON-CRITICAL FEATURES. MAY VARY IN SIZE AND LOCATION. COLORS MAY VARY.