



BNC Twinax Jack Connector Crimp/Solder Attachment for RG108, 78 Ohm Twinax

RF Connectors Technical Data Sheet

PE4235

Configuration

- BNC Twinax Jack Connector
- MIL-STD-348
- 78 Ohms
- Straight Body Geometry
- RG108, 78 Ohm Twinax Interface Type
- Crimp/Solder Attachment

Features

- Silver Plated Contact
- Contact plating according to QQ-S-365

Applications

- General Purpose Test
- Custom Cable Assemblies

Description

Pasternack's PE4235 78 ohm BNC Twinax jack connector with crimp/solder attachment for RG108 and 78 Ohm Twinax is part of our full line of RF components available for same-day shipping.

Our 78 ohm BNC Twinax jack connector PE4235 datasheet specifications and drawing with dimensions are shown below in this PDF. Pasternack's broad catalog of RF, microwave and millimeter wave connectors allows designers to configure and customize their signal connections however they like. Whether the need is to provide an I/O for a board design, or simply create a custom cable assembly configuration, Pasternack has the right connector for the job. Pasternack can also expertly build your custom cable assemblies for you and ship same-day.

Mechanical Specifications

Size	
Length	1.6 in [40.64 mm]
Width/Dia.	0.57 in [14.48 mm]
Weight	0.041 lbs [18.6 g]

Material Specifications

Description	Material	Plating
Contact		Silver QQ-S-365
Insulation	PTFE	
Body	Brass	Nickel QQ-N-290

Environmental Specifications

Temperature	
Operating Range	-65 to +165 deg C

Click the following link (or enter part number in "SEARCH" on website) to obtain additional part information including price, inventory and certifications: [BNC Twinax Jack Connector Crimp/Solder Attachment for RG108, 78 Ohm Twinax PE4235](#)



BNC Twinax Jack Connector Crimp/Solder Attachment for RG108, 78 Ohm Twinax

RF Connectors Technical Data Sheet

PE4235

Compliance Certifications (see [product page](#) for current document)

Plotted and Other Data

Notes:

BNC Twinax Jack Connector Crimp/Solder Attachment for RG108, 78 Ohm Twinax from Pasternack Enterprises has same day shipment for domestic and International orders. Our RF, microwave and millimeter wave products maintain a 99% availability and are part of the broadest selection in the industry.

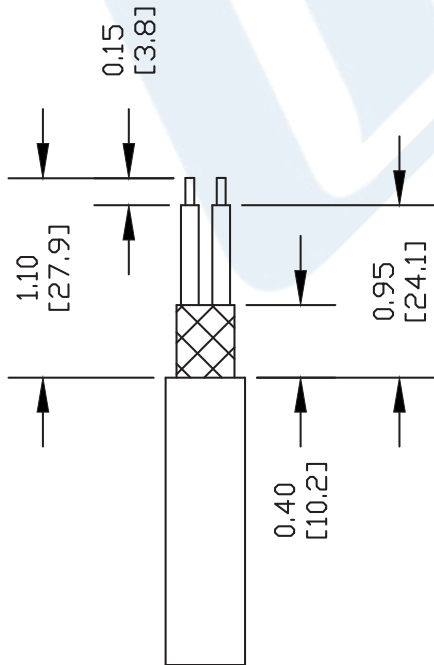
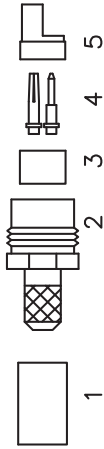
Click the following link (or enter part number in "SEARCH" on website) to obtain additional part information including price, inventory and certifications: [BNC Twinax Jack Connector Crimp/Solder Attachment for RG108, 78 Ohm Twinax PE4235](#)

URL: <https://www.pasternack.com/bnc-twinax-jack-standard-rg108-78-ohm-twinax-connector-pe4235-p.aspx>

The information contained in this document is accurate to the best of our knowledge and representative of the part described herein. It may be necessary to make modifications to the part and/or the documentation of the part, in order to implement improvements. Pasternack reserves the right to make such changes as required. Unless otherwise stated, all specifications are nominal. Pasternack does not make any representation or warranty regarding the suitability of the part described herein for any particular purpose, and Pasternack does not assume any liability arising out of the use of any part or documentation.

PE4235 CAD Drawing

BNC Twinax Jack Connector Crimp/Solder Attachment for RG108, 78 Ohm Twinax



STRIPPING DIMENSIONS

ASSEMBLY PROCEDURES

1. SLIDE FERRULE (1) ONTO CABLE. STRIP CABLE TO DIMENSIONS SHOWN. SLIDE EXTENSION (2) BETWEEN BRAID & DIELECTRIC. SLIDE FERRULE OVER BRAID. SLIDE REAR INSULATOR (3) OVER CENTER CONDUCTORS & DIELECTRICS RESTING AGAINST EXTENSION (2).
2. SOLDER CONTACTS (4) TO CENTER CONDUCTOR THROUGH HOLE IN CONTACT. SLIDE FRONT INSULATOR (5) OVER CONTACTS.
3. SLIDE ASSEMBLY FORWARD INTO BODY & TIGHTEN. CRIMP FERRULE.

CRIMP SIZE REQUIRED

FERRULE: .255" HEX CRIMP TOOL

* WHEN SOLDERING CONTACTS MAKE SURE SAME SEX IS ON BOTH ENDS OF WIRE IDENTIFIED BY THE BARE COPPER WIRE.



Pasternack Enterprises, Inc.
P.O. Box 16759 | Irvine | CA | 92623
Phone: (949) 261-1920 | Fax: (949) 261-7451
Website: www.pasternack.com | E-Mail: sales@pasternack.com

DWG TITLE

PE4235

NOTES:

1. UNLESS OTHERWISE SPECIFIED ALL DIMENSIONS ARE NOMINAL.
2. ALL SPECIFICATIONS ARE SUBJECT TO CHANGE WITHOUT NOTICE AT ANY TIME.
3. DIMENSIONS ARE IN INCHES [mm].
4. FITS MIL-C-17 AND EQUIVALENT CABLES.

REV. -

FSCM NO. 53919

CAD FILE 042309

SCALE N/A

SIZE A

147



BNC Twinax Jack Connector Crimp/Solder Attachment for RG108, 78 Ohm Twinax

RF Connectors Technical Data Sheet

PE4235

Configuration

- BNC Twinax Jack Connector
- MIL-STD-348
- 78 Ohms
- Straight Body Geometry
- RG108, 78 Ohm Twinax Interface Type
- Crimp/Solder Attachment

Features

- Silver Plated Contact
- Contact plating according to QQ-S-365

Applications

- General Purpose Test
- Custom Cable Assemblies

Description

Pasternack's PE4235 78 ohm BNC Twinax jack connector with crimp/solder attachment for RG108 and 78 Ohm Twinax is part of our full line of RF components available for same-day shipping.

Our 78 ohm BNC Twinax jack connector PE4235 datasheet specifications and drawing with dimensions are shown below in this PDF. Pasternack's broad catalog of RF, microwave and millimeter wave connectors allows designers to configure and customize their signal connections however they like. Whether the need is to provide an I/O for a board design, or simply create a custom cable assembly configuration, Pasternack has the right connector for the job. Pasternack can also expertly build your custom cable assemblies for you and ship same-day.

Mechanical Specifications

Size	
Length	1.6 in [40.64 mm]
Width/Dia.	0.57 in [14.48 mm]
Weight	0.041 lbs [18.6 g]

Material Specifications

Description	Material	Plating
Contact		Silver QQ-S-365
Insulation	PTFE	
Body	Brass	Nickel QQ-N-290

Environmental Specifications

Temperature	
Operating Range	-65 to +165 deg C

Click the following link (or enter part number in "SEARCH" on website) to obtain additional part information including price, inventory and certifications: [BNC Twinax Jack Connector Crimp/Solder Attachment for RG108, 78 Ohm Twinax PE4235](#)



BNC Twinax Jack Connector Crimp/Solder Attachment for RG108, 78 Ohm Twinax

RF Connectors Technical Data Sheet

PE4235

Compliance Certifications (see [product page](#) for current document)

Plotted and Other Data

Notes:

BNC Twinax Jack Connector Crimp/Solder Attachment for RG108, 78 Ohm Twinax from Pasternack Enterprises has same day shipment for domestic and International orders. Our RF, microwave and millimeter wave products maintain a 99% availability and are part of the broadest selection in the industry.

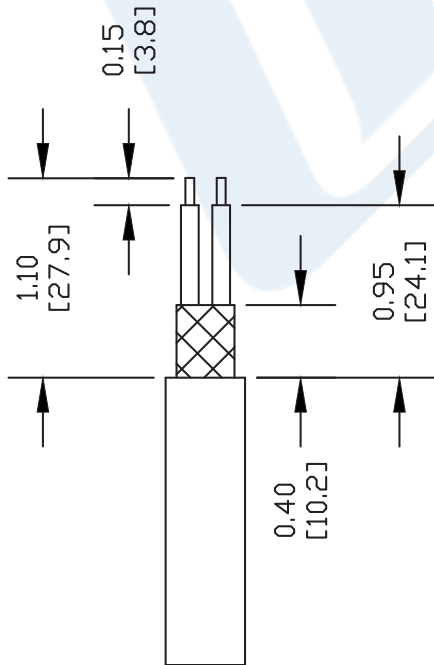
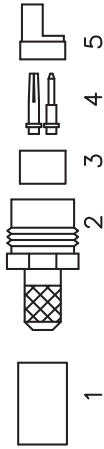
Click the following link (or enter part number in "SEARCH" on website) to obtain additional part information including price, inventory and certifications: [BNC Twinax Jack Connector Crimp/Solder Attachment for RG108, 78 Ohm Twinax PE4235](#)

URL: <https://www.pasternack.com/bnc-twinax-jack-standard-rg108-78-ohm-twinax-connector-pe4235-p.aspx>

The information contained in this document is accurate to the best of our knowledge and representative of the part described herein. It may be necessary to make modifications to the part and/or the documentation of the part, in order to implement improvements. Pasternack reserves the right to make such changes as required. Unless otherwise stated, all specifications are nominal. Pasternack does not make any representation or warranty regarding the suitability of the part described herein for any particular purpose, and Pasternack does not assume any liability arising out of the use of any part or documentation.

PE4235 CAD Drawing

BNC Twinax Jack Connector Crimp/Solder Attachment for RG108, 78 Ohm Twinax



STRIPPING DIMENSIONS

ASSEMBLY PROCEDURES

1. SLIDE FERRULE (1) ONTO CABLE. STRIP CABLE TO DIMENSIONS SHOWN. SLIDE EXTENSION (2) BETWEEN BRAID & DIELECTRIC. SLIDE FERRULE OVER BRAID. SLIDE REAR INSULATOR (3) OVER CENTER CONDUCTORS & DIELECTRICS RESTING AGAINST EXTENSION (2).
2. SOLDER CONTACTS (4) TO CENTER CONDUCTOR THROUGH HOLE IN CONTACT. SLIDE FRONT INSULATOR (5) OVER CONTACTS.
3. SLIDE ASSEMBLY FORWARD INTO BODY & TIGHTEN. CRIMP FERRULE.

CRIMP SIZE REQUIRED

FERRULE: .255" HEX CRIMP TOOL

* WHEN SOLDERING CONTACTS MAKE SURE SAME SEX IS ON BOTH ENDS OF WIRE IDENTIFIED BY THE BARE COPPER WIRE.



Pasternack Enterprises, Inc.
P.O. Box 16759 | Irvine | CA | 92623
Phone: (949) 261-1920 | Fax: (949) 261-7451
Website: www.pasternack.com | E-Mail: sales@pasternack.com

DWG TITLE

PE4235

NOTES:

1. UNLESS OTHERWISE SPECIFIED ALL DIMENSIONS ARE NOMINAL.
2. ALL SPECIFICATIONS ARE SUBJECT TO CHANGE WITHOUT NOTICE AT ANY TIME.
3. DIMENSIONS ARE IN INCHES [mm].
4. FITS MIL-C-17 AND EQUIVALENT CABLES.

REV. -

FSCM NO. 53919

CAD FILE 042309

SCALE N/A

SIZE A

147

78 Ohm Flexible RG108 Twinax Cable Single Shielded with Black PVC Jacket

RF Cables Technical Data Sheet

Times Microwave Systems Coax Cable Specification Configuration

- Flexible Cable
- 1 Shield(s)

Electrical Specifications

Description	Minimum	Typical	Maximum	Units
Frequency Range	DC		1,000	MHz
Impedance		78		Ohms
Velocity of Propagation		66		%
Nominal Capacitance		19.7 [64.63]		pF/ft [pF/m]

Performance by Frequency Band

Description	F1	F2	F3	F4	F5	Units
Frequency	10	100	200	400	700	MHz
Attenuation, Typ	2.8	9	13.6	19.4	26.4	dB/100ft
	9.19	29.53	44.62	63.65	86.61	dB/100m

Description	F6	F7	F8	F9	F10	Units
Frequency	900	1,000				MHz
Attenuation, Typ	30.4	34.6				dB/100ft
	99.74	113.52				dB/100m

Mechanical Specifications

Diameter	0.235 in [5.97 mm]
Weight	0.038 lbs/ft [0.06 Kg/m]

Construction Specifications

Description	Material and Plating	Diameter
Inner Conductor	Copper, Tin7	0.038 in 0.97 mm

Click the following link (or enter part number in "SEARCH" on website) to obtain additional part information including price, inventory and certifications: [78 Ohm Flexible RG108 Twinax Cable Single Shielded with Black PVC Jacket RG108A/U](#)

78 Ohm Flexible RG108 Twinax Cable Single Shielded with Black PVC Jacket

RF Cables Technical Data Sheet

Conductor Type	Stranded	
Dielectric	PE	0.079 in 2.01 mm
First Shield	Tinned Copper Braid	0.185 in 4.7 mm
Jacket	PVC, Black	0.235 in [5.97 mm]

Environmental Specifications

Temperature

Operating Range

-40 to +80 deg C

Compliance Certifications (see [product page](#) for current document)

Plotted and Other Data

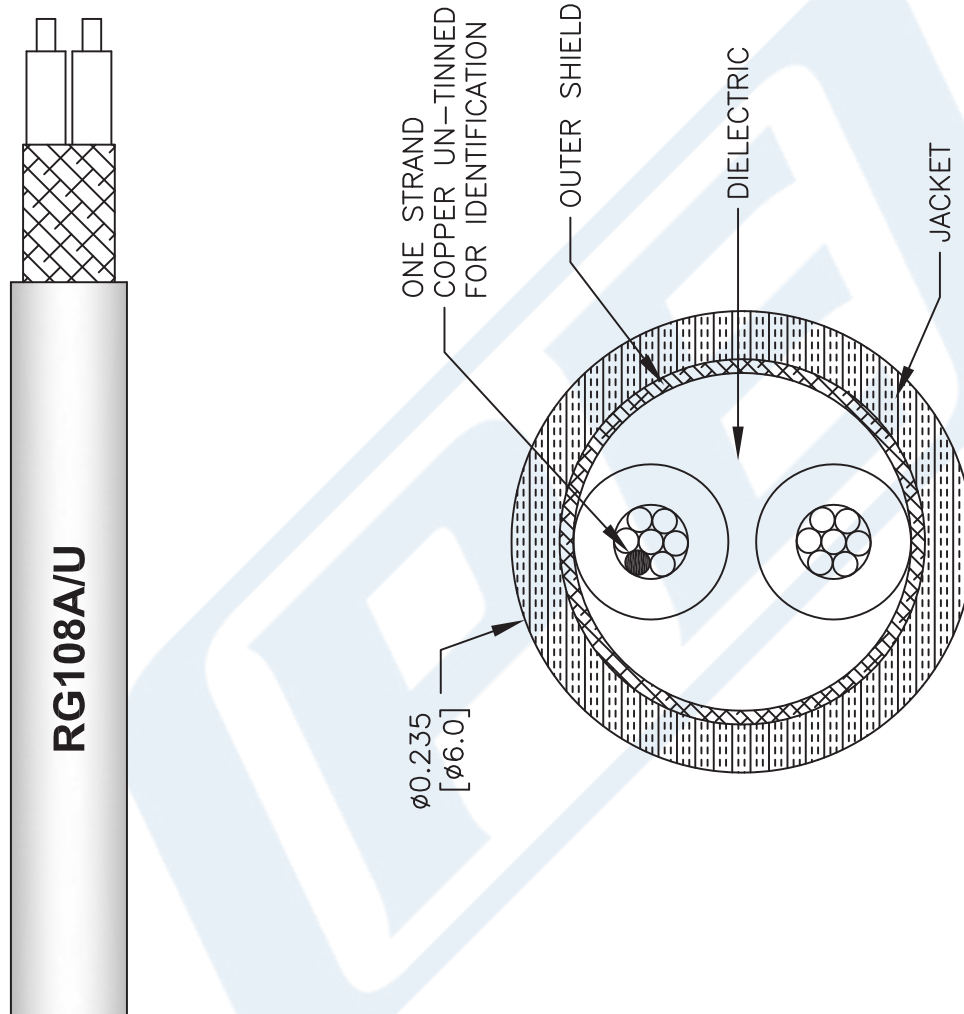
Notes:

78 Ohm Flexible RG108 Twinax Cable Single Shielded with Black PVC Jacket from Pasternack Enterprises has same day shipment for domestic and International orders. Our RF, microwave and millimeter wave products maintain a 99.4% availability and are part of the broadest selection in the industry.

Click the following link (or enter part number in "SEARCH" on website) to obtain additional part information including price, inventory and certifications: [78 Ohm Flexible RG108 Twinax Cable Single Shielded with Black PVC Jacket RG108A/U](#)

URL: <https://www.pasternack.com/78-ohm-flexible-rg108au-pvc-jacket-tinned-copper-braid-outer-conductor-single-shielded-black-rg108a-u-p.aspx>

The information contained in this document is accurate to the best of our knowledge and representative of the part described herein. It may be necessary to make modifications to the part and/or the documentation of the part, in order to implement improvements. Pasternack reserves the right to make such changes as required. Unless otherwise stated, all specifications are nominal. Pasternack does not make any representation or warranty regarding the suitability of the part described herein for any particular purpose, and Pasternack does not assume any liability arising out of the use of any part or documentation.



NOTES:

1. UNLESS OTHERWISE SPECIFIED ALL DIMENSIONS ARE NOMINAL.
2. ALL SPECIFICATIONS ARE SUBJECT TO CHANGE WITHOUT NOTICE AT ANY TIME.
3. DIMENSIONS ARE IN INCHES [mm].

DWG TITLE

RG108A/U

FSCM NO. 53919



Pasternack Enterprises, Inc.
P.O. Box 16759 | Irvine | CA | 92623
Phone: (949) 261-1920 | Fax: (949) 261-7451
Website: www.pasternack.com | E-Mail: sales@pasternack.com

CAD FILE 111716

SCALE N/A

SIZE A

41742