



N Male Right Angle Connector Clamp/Solder Attachment  
for PE-SR401AL, PE-SR401FL, RG401

TECHNICAL DATA SHEET

PE4935

**Configuration**

Connector	N Male
Connector Specification	MIL-STD-348A
Connector Interface Type	PE-SR401AL, PE-SR401FL, RG401
Attachment Method (Shield/Contact)	Clamp/Solder
Body Style	Right Angle

**Electrical Specifications**

Impedance	50 Ohms
-----------	---------

**Mechanical Specifications**

**Size**

Length	1.96 in [49.78 mm]
Width/Dia.	0.75 in [19.05 mm]
Height	1.29 in [32.77 mm]
Weight	0.22 lbs [99.79 g]

**Connector**

Type	N Male
Contact Material and Plating	Brass, Gold
Contact Plating Specification	30μ in. minimum
Coupling Nut Material and Plating	Brass, Nickel
Coupling Nut Plating Specification	100μ in. minimum
Body Material and Plating	Brass, Nickel
Body Plating Specification	100μ in. minimum
Dielectric Type	Teflon

**Compliance Certifications** (visit [www.Pasternack.com](http://www.Pasternack.com) for current document)

RoHS Compliant

Click the following link (or enter part number in "SEARCH" on website) to obtain additional part information including price, inventory and certifications: [N Male Right Angle Connector Clamp/Solder Attachment for PE-SR401AL, PE-SR401FL, RG401 PE4935](#)



## N Male Right Angle Connector Clamp/Solder Attachment for PE-SR401AL, PE-SR401FL, RG401

### TECHNICAL DATA SHEET

PE4935

#### Plotted and Other Data

Notes:

- Values at +25 °C, sea level

N Male Right Angle Connector Clamp/Solder Attachment for PE-SR401AL, PE-SR401FL, RG401 from Pasternack Enterprises has same day shipment for domestic and International orders. Our RF, microwave and millimeter wave products maintain a 99% availability and are part of the broadest selection in the industry.

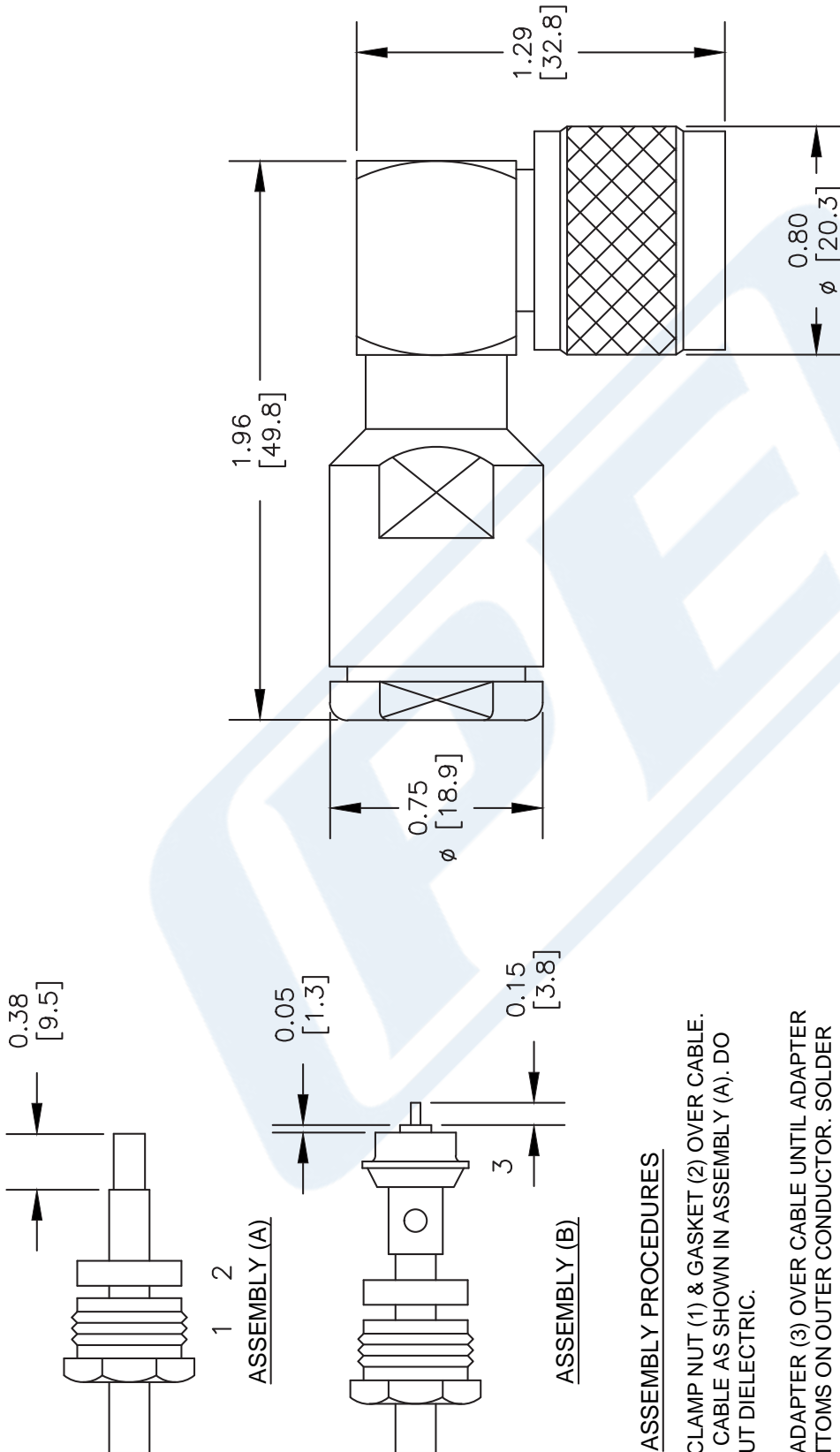
Click the following link (or enter part number in "SEARCH" on website) to obtain additional part information including price, inventory and certifications: [N Male Right Angle Connector Clamp/Solder Attachment for PE-SR401AL, PE-SR401FL, RG401 PE4935](#)

URL: <http://www.pasternack.com/n-male-standard-pe-sr401al-pe-sr401fl-rg401-connector-pe4935-p.aspx>

The information contained in this document is accurate to the best of our knowledge and representative of the part described herein. It may be necessary to make modifications to the part and/or the documentation of the part, in order to implement improvements. Pasternack reserves the right to make such changes as required. Unless otherwise stated, all specifications are nominal. Pasternack does not make any representation or warranty regarding the suitability of the part described herein for any particular purpose, and Pasternack does not assume any liability arising out of the use of any part or documentation.

# PE4935 CAD Drawing

N Male Right Angle Connector Clamp/Solder Attachment  
for PE-SR401AL, PE-SR401FL, RG401



## ASSEMBLY PROCEDURES

1. SLIDE CLAMP NUT (1) & GASKET (2) OVER CABLE. STRIP CABLE AS SHOWN IN ASSEMBLY (A). DO NOT CUT DIELECTRIC.
2. SLIDE ADAPTER (3) OVER CABLE UNTIL ADAPTER (3) BOTTOMS ON OUTER CONDUCTOR. SOLDER ADAPTER (3) TO OUTER CONDUCTOR USING MINIMUM HEAT.
3. STRIP CABLE AS SHOWN IN ASSEMBLY (B). SOLDER CONTACT TO CENTER CONDUCTOR. SLIDE ASSEMBLY FORWARD & TIGHTEN TO BODY.



Pasternack Enterprises, Inc.  
P.O. Box 16759 | Irvine | CA | 92623  
Phone: (949) 261-1920 | Fax: (949) 261-7451  
Website: [www.pasternack.com](http://www.pasternack.com) | E-Mail: [sales@pasternack.com](mailto:sales@pasternack.com)

DWG TITLE

**PE4935**

FSCM NO. 53919

NOTES:  
1. UNLESS OTHERWISE SPECIFIED ALL DIMENSIONS ARE NOMINAL.  
2. ALL SPECIFICATIONS ARE SUBJECT TO CHANGE WITHOUT NOTICE AT ANY TIME.  
3. DIMENSIONS ARE IN INCHES [mm].  
4. FITS MIL-C-17 AND EQUIVALENT CABLES.

CAD FILE 061802

SCALE N/A

SIZE A

XXX



N Male Right Angle Connector Clamp/Solder Attachment  
for PE-SR401AL, PE-SR401FL, RG401

TECHNICAL DATA SHEET

PE4935

**Configuration**

Connector	N Male
Connector Specification	MIL-STD-348A
Connector Interface Type	PE-SR401AL, PE-SR401FL, RG401
Attachment Method (Shield/Contact)	Clamp/Solder
Body Style	Right Angle

**Electrical Specifications**

Impedance	50 Ohms
-----------	---------

**Mechanical Specifications**

**Size**

Length	1.96 in [49.78 mm]
Width/Dia.	0.75 in [19.05 mm]
Height	1.29 in [32.77 mm]
Weight	0.22 lbs [99.79 g]

**Connector**

Type	N Male
Contact Material and Plating	Brass, Gold
Contact Plating Specification	30μ in. minimum
Coupling Nut Material and Plating	Brass, Nickel
Coupling Nut Plating Specification	100μ in. minimum
Body Material and Plating	Brass, Nickel
Body Plating Specification	100μ in. minimum
Dielectric Type	Teflon

**Compliance Certifications** (visit [www.Pasternack.com](http://www.Pasternack.com) for current document)

RoHS Compliant

Click the following link (or enter part number in "SEARCH" on website) to obtain additional part information including price, inventory and certifications: [N Male Right Angle Connector Clamp/Solder Attachment for PE-SR401AL, PE-SR401FL, RG401 PE4935](#)



## N Male Right Angle Connector Clamp/Solder Attachment for PE-SR401AL, PE-SR401FL, RG401

### TECHNICAL DATA SHEET

PE4935

#### Plotted and Other Data

Notes:

- Values at +25 °C, sea level

N Male Right Angle Connector Clamp/Solder Attachment for PE-SR401AL, PE-SR401FL, RG401 from Pasternack Enterprises has same day shipment for domestic and International orders. Our RF, microwave and millimeter wave products maintain a 99% availability and are part of the broadest selection in the industry.

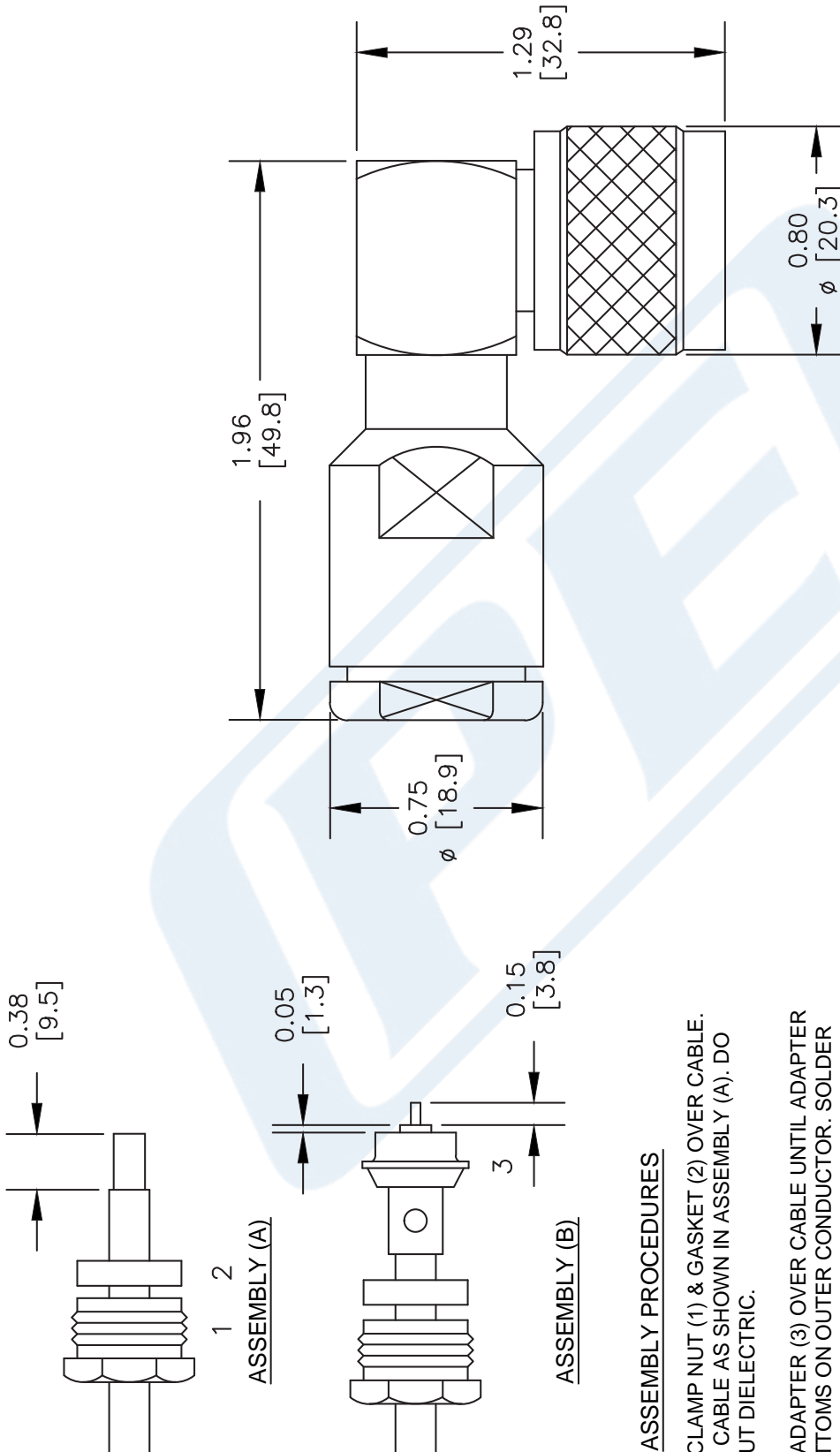
Click the following link (or enter part number in "SEARCH" on website) to obtain additional part information including price, inventory and certifications: [N Male Right Angle Connector Clamp/Solder Attachment for PE-SR401AL, PE-SR401FL, RG401 PE4935](#)

URL: <http://www.pasternack.com/n-male-standard-pe-sr401al-pe-sr401fl-rg401-connector-pe4935-p.aspx>

The information contained in this document is accurate to the best of our knowledge and representative of the part described herein. It may be necessary to make modifications to the part and/or the documentation of the part, in order to implement improvements. Pasternack reserves the right to make such changes as required. Unless otherwise stated, all specifications are nominal. Pasternack does not make any representation or warranty regarding the suitability of the part described herein for any particular purpose, and Pasternack does not assume any liability arising out of the use of any part or documentation.

# PE4935 CAD Drawing

N Male Right Angle Connector Clamp/Solder Attachment  
for PE-SR401AL, PE-SR401FL, RG401



## ASSEMBLY PROCEDURES

1. SLIDE CLAMP NUT (1) & GASKET (2) OVER CABLE. STRIP CABLE AS SHOWN IN ASSEMBLY (A). DO NOT CUT DIELECTRIC.
2. SLIDE ADAPTER (3) OVER CABLE UNTIL ADAPTER (3) BOTTOMS ON OUTER CONDUCTOR. SOLDER ADAPTER (3) TO OUTER CONDUCTOR USING MINIMUM HEAT.
3. STRIP CABLE AS SHOWN IN ASSEMBLY (B). SOLDER CONTACT TO CENTER CONDUCTOR. SLIDE ASSEMBLY FORWARD & TIGHTEN TO BODY.



**PASTERNAK®**

Pasternack Enterprises, Inc.  
P.O. Box 16759 | Irvine | CA | 92623  
Phone: (949) 261-1920 | Fax: (949) 261-7451  
Website: [www.pasternack.com](http://www.pasternack.com) | E-Mail: [sales@pasternack.com](mailto:sales@pasternack.com)

DWG TITLE

**PE4935**

FSCM NO. 53919

NOTES:  
1. UNLESS OTHERWISE SPECIFIED ALL DIMENSIONS ARE NOMINAL.  
2. ALL SPECIFICATIONS ARE SUBJECT TO CHANGE WITHOUT NOTICE AT ANY TIME.  
3. DIMENSIONS ARE IN INCHES [mm].  
4. FITS MIL-C-17 AND EQUIVALENT CABLES.

CAD FILE 061802

SCALE N/A

SIZE A

XXX





## Formable 250 Semi-rigid Coax Cable with Tinned Copper Braid Outer Conductor

### TECHNICAL DATA SHEET

PE-SR401FL

#### Formable 250 Semi-rigid Coax Cable with Tinned Copper Braid Outer Conductor

##### Configuration

Inner Conductor Material and Plating	Copper, Silver
Dielectric Type	PTFE
Shield Materials	Tinned Copper Braid

##### Electrical Specifications

Impedance, Ohms	50
Velocity of Propagation, %	69.5
Maximum Operating Frequency, GHz	18
Capacitance, pF/ft [pF/m]	29 [95.14]
Maximum Operating Voltage, Volts	3,500

##### Electrical Specifications by Frequency

###### Frequency 1

Frequency, MHz	500
Attenuation, dB/100ft [dB/100m]	5.2 [17.06]

###### Frequency 2

Frequency, MHz	1000
Attenuation, dB/100ft [dB/100m]	7.6 [24.93]

###### Frequency 3

Frequency, GHz	5
Attenuation, dB/100ft [dB/100m]	19.2 [62.99]

###### Frequency 4

Frequency, GHz	10
Attenuation, dB/100ft [dB/100m]	29.9 [98.1]

###### Frequency 5

Frequency, GHz	18
Attenuation, dB/100ft [dB/100m]	44.2 [145.01]

##### Mechanical Specifications

###### Temperature

Operating Range, deg C	-55 to +125
------------------------	-------------

Click the following link (or enter part number in "SEARCH" on website) to obtain additional part information including price, inventory and certifications: [Formable 250 Semi-rigid Coax Cable with Tinned Copper Braid Outer Conductor PE-SR401FL](#)

The information contained in this document is accurate to the best of our knowledge and representative of the part described herein. It may be necessary to make modifications to the part and/or the documentation of the part, in order to implement improvements. Pasternack reserves the right to make such changes as required. Unless otherwise stated, all specifications are nominal.



## Formable 250 Semi-rigid Coax Cable with Tinned Copper Braid Outer Conductor

### TECHNICAL DATA SHEET

PE-SR401FL

#### Inner Conductor

Number of Strands	1
Material	Copper
Plating	Silver
Diameter, in [mm]	0.066 [1.68]

#### Dielectric:

Type	PTFE
Diameter, in [mm]	0.21 [5.33]

#### Shield:

Number of	1
Material 1	Tinned Copper Braid
Diameter, in [mm]	0.25 [6.35]

#### Jacket:

One Time Minimum Bend Radius, in [mm]	1.18 [29.97]
Repeated Minimum Bend Radius, in [mm]	4.7 [119.38]
Weight, lbs/ft [Kg/m]	0.088 [0.13]

#### Compliance Certifications (visit [www.Pasternack.com](http://www.Pasternack.com) for current document)

RoHS Compliant	Yes
----------------	-----

#### Plotted and Other Data

Notes:	Values at 25 °C, sea level
--------	----------------------------

Formable 250 Semi-rigid Coax Cable with Tinned Copper Braid Outer Conductor from Pasternack Enterprises has same day shipment for domestic and International orders. Our RF, microwave and fiber optic products maintain a 99% availability and are part of the broadest selection in the industry.

Click the following link (or enter part number in "SEARCH" on website) to obtain additional part information including price, inventory and certifications: [Formable 250 Semi-rigid Coax Cable with Tinned Copper Braid Outer Conductor PE-SR401FL](#)

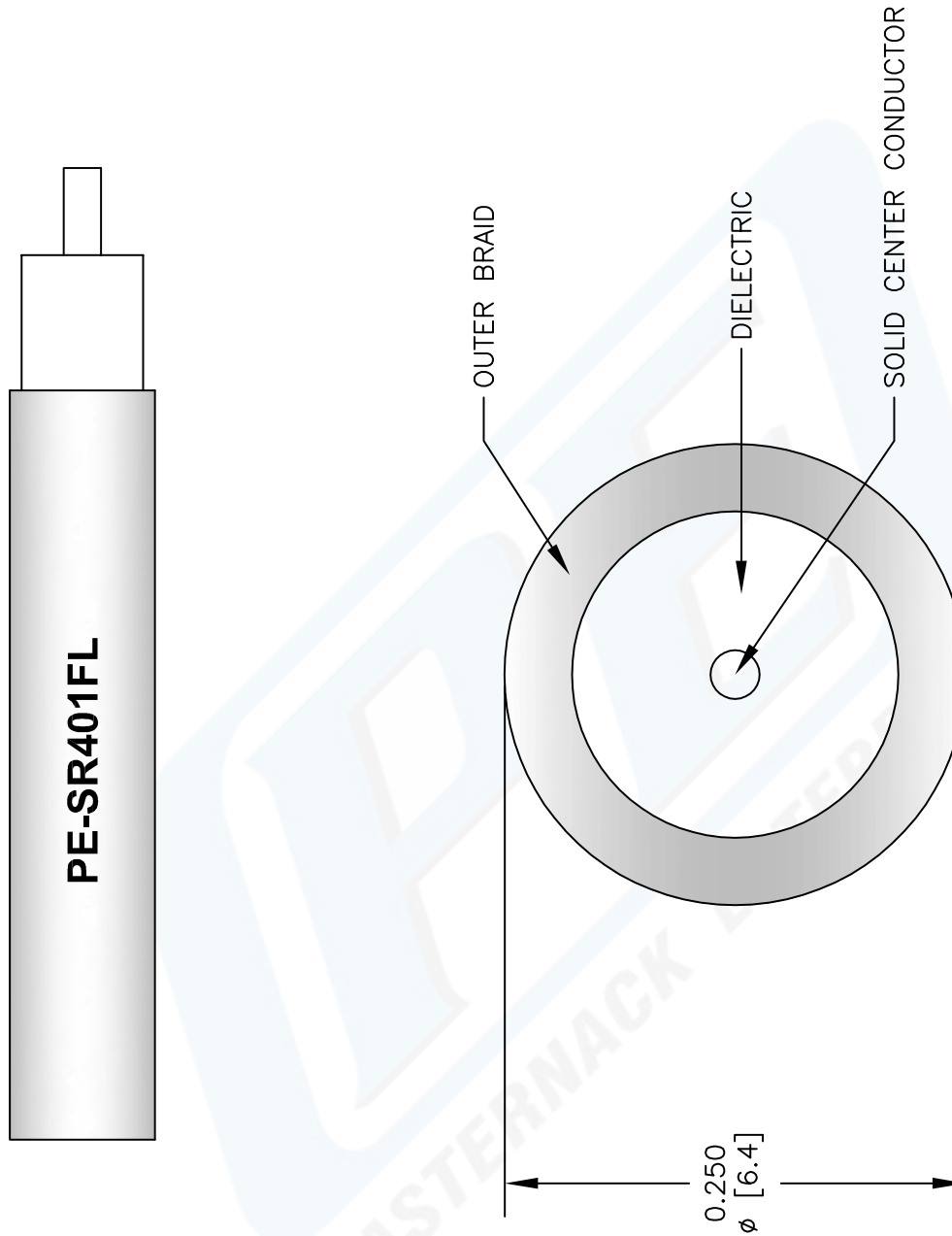
URL: <http://www.pasternack.com/formable-0.250-semirigid-replacement-50-ohm-coax-cable-tinned-braid-pe-sr401fl-p.aspx>

The information contained in this document is accurate to the best of our knowledge and representative of the part described herein. It may be necessary to make modifications to the part and/or the documentation of the part, in order to implement improvements. Pasternack reserves the right to make such changes as required. Unless otherwise stated, all specifications are nominal.



# PE-SR401FL CAD Drawing

Formable 250 Semi-rigid Coax Cable with Tinned Copper Braid Outer Conductor



NOTES:  
1. UNLESS OTHERWISE SPECIFIED ALL DIMENSIONS ARE NOMINAL.  
2. ALL SPECIFICATIONS ARE SUBJECT TO CHANGE WITHOUT NOTICE AT ANY TIME.  
3. DIMENSIONS ARE IN INCHES [mm].

DWG TITLE  
**PE-SR401FL**

REV. B FSCM NO. 53919

SIZE A 147

SCALE N/A

CAD FILE 072408-B

**Pasternack Enterprises, Inc.**  
P.O. Box 16759 | Irvine | CA | 92623  
Phone: (949) 261-1920 | Fax: (949) 261-7451  
Website: [www.pasternack.com](http://www.pasternack.com) | E-Mail: [sales@pasternack.com](mailto:sales@pasternack.com)