



75 Ohm F Male Connector Crimp/Solder Attachment for RG11, RG216, RG144

RF Connectors Technical Data Sheet

PE44315

Configuration

- F Male Connector
- 75 Ohms
- Straight Body Geometry
- RG11, RG216, RG144 Interface Type
- Crimp/Solder Attachment
- 7/16 inch Hex

Features

- Max. Operating Frequency 1,000 MHz
- Good VSWR of 1.3:1
- Gold Plated Brass Contact

Applications

- General Purpose Test
- Custom Cable Assemblies
- CATV

Description

Pasternack's PE44315 75 ohm type F male connector with crimp/solder attachment for RG11, RG216 and RG144 is part of our full line of RF components available for same-day shipping. Our type F male connector operates up to a maximum frequency of 1,000 MHz and offers good VSWR of 1.3:1.

Our 75 ohm type F male connector PE44315 datasheet specifications and drawing with dimensions are shown below in this PDF. Pasternack's broad catalog of RF, microwave and millimeter wave connectors allows designers to configure and customize their signal connections however they like. Whether the need is to provide an I/O for a board design, or simply create a custom cable assembly configuration, Pasternack has the right connector for the job. Pasternack can also expertly build your custom cable assemblies for you and ship same-day.

Electrical Specifications

Description	Minimum	Typical	Maximum	Units
Frequency Range	DC		1,000	MHz
VSWR			1.3:1	
Operating Voltage (AC)			500	Vrms
Dielectric Withstanding Voltage (AC)			1,500	Vrms

Mechanical Specifications

Size

Length	1.25 in [31.75 mm]
Width/Dia.	0.433 in [11.00 mm]
Weight	0.003 lbs [1.36 g]
Mating Torque	12 to 15 in-lbs [1.36 to 1.70 Nm]

Click the following link (or enter part number in "SEARCH" on website) to obtain additional part information including price, inventory and certifications: [75 Ohm F Male Connector Crimp/Solder Attachment for RG11, RG216, RG144 PE44315](#)



75 Ohm F Male Connector Crimp/Solder Attachment for RG11, RG216, RG144

RF Connectors Technical Data Sheet

PE44315

Material Specifications

Description	Material	Plating
Contact	Brass	Gold
Insulation	PTFE	
Body	Brass	Nickel 100 µin minimum
Coupling Nut	Brass	Nickel 100 µin minimum

Environmental Specifications

Temperature

Operating Range

-40 to +85 deg C

Compliance Certifications (see [product page](#) for current document)

Plotted and Other Data

Notes:

75 Ohm F Male Connector Crimp/Solder Attachment for RG11, RG216, RG144 from Pasternack Enterprises has same day shipment for domestic and International orders. Our RF, microwave and millimeter wave products maintain a 99% availability and are part of the broadest selection in the industry.

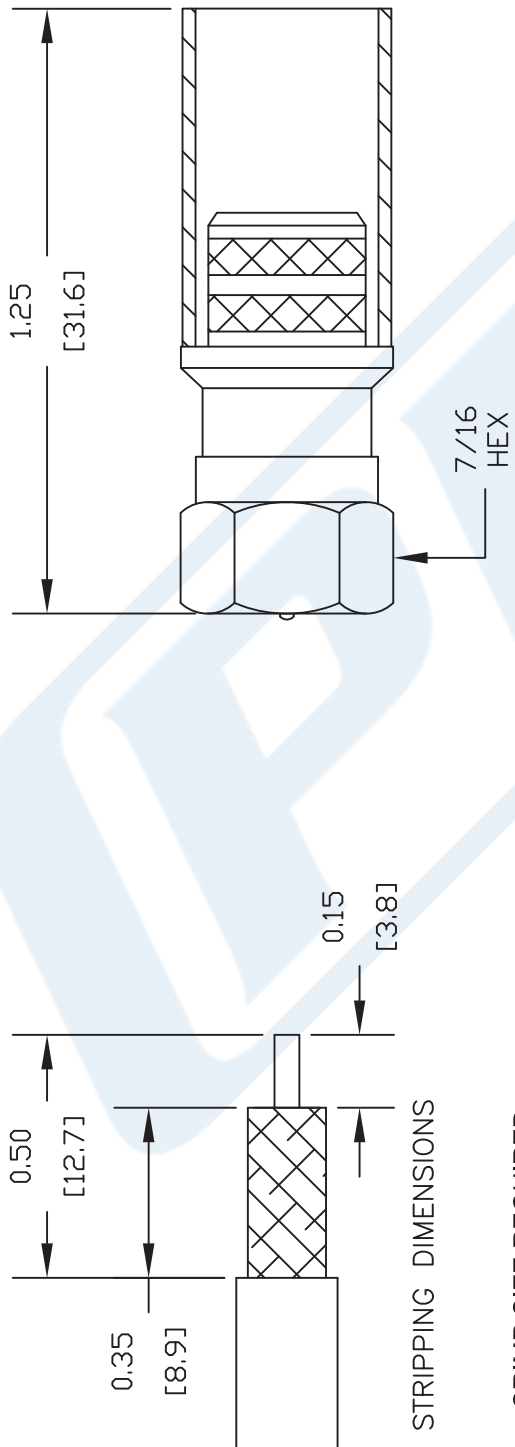
Click the following link (or enter part number in "SEARCH" on website) to obtain additional part information including price, inventory and certifications: [75 Ohm F Male Connector Crimp/Solder Attachment for RG11, RG216, RG144 PE44315](#)

URL: <https://www.pasternack.com/f-male-standard-rg11-connector-pe44315-p.aspx>

The information contained in this document is accurate to the best of our knowledge and representative of the part described herein. It may be necessary to make modifications to the part and/or the documentation of the part, in order to implement improvements. Pasternack reserves the right to make such changes as required. Unless otherwise stated, all specifications are nominal. Pasternack does not make any representation or warranty regarding the suitability of the part described herein for any particular purpose, and Pasternack does not assume any liability arising out of the use of any part or documentation.

PE44315 CAD Drawing

75 Ohm F Male Connector Crimp/Solder Attachment for RG11, RG216, RG144



CRIMP SIZE REQUIRED

CONTACT: SOLDER
FERRULE: .429" HEX CRIMP TOOL

**PASTERNAK®**
Pasternack Enterprises, Inc.
P.O. Box 16759 | Irvine | CA | 92623
Phone: (949) 261-1920 | **Fax:** (949) 261-7451
Website: www.pasternack.com | **E-Mail:** sales@pasternack.com

DWG TITLE
PE44315

NOTES:
1. UNLESS OTHERWISE SPECIFIED ALL DIMENSIONS ARE NOMINAL.
2. ALL SPECIFICATIONS ARE SUBJECT TO CHANGE WITHOUT NOTICE AT ANY TIME.
3. DIMENSIONS ARE IN INCHES [mm].
4. FITS MIL-C-17 AND EQUIVALENT CABLES.

REV. A	FSCM NO. 53919	CAD FILE 101211	SCALE N/A	SIZE A	2231
--------	----------------	-----------------	-----------	--------	------



75 Ohm F Male Connector Crimp/Solder Attachment for RG11, RG216, RG144

RF Connectors Technical Data Sheet

PE44315

Configuration

- F Male Connector
- 75 Ohms
- Straight Body Geometry
- RG11, RG216, RG144 Interface Type
- Crimp/Solder Attachment
- 7/16 inch Hex

Features

- Max. Operating Frequency 1,000 MHz
- Good VSWR of 1.3:1
- Gold Plated Brass Contact

Applications

- General Purpose Test
- Custom Cable Assemblies
- CATV

Description

Pasternack's PE44315 75 ohm type F male connector with crimp/solder attachment for RG11, RG216 and RG144 is part of our full line of RF components available for same-day shipping. Our type F male connector operates up to a maximum frequency of 1,000 MHz and offers good VSWR of 1.3:1.

Our 75 ohm type F male connector PE44315 datasheet specifications and drawing with dimensions are shown below in this PDF. Pasternack's broad catalog of RF, microwave and millimeter wave connectors allows designers to configure and customize their signal connections however they like. Whether the need is to provide an I/O for a board design, or simply create a custom cable assembly configuration, Pasternack has the right connector for the job. Pasternack can also expertly build your custom cable assemblies for you and ship same-day.

Electrical Specifications

Description	Minimum	Typical	Maximum	Units
Frequency Range	DC		1,000	MHz
VSWR			1.3:1	
Operating Voltage (AC)			500	Vrms
Dielectric Withstanding Voltage (AC)			1,500	Vrms

Mechanical Specifications

Size	
Length	1.25 in [31.75 mm]
Width/Dia.	0.433 in [11.00 mm]
Weight	0.003 lbs [1.36 g]
Mating Torque	12 to 15 in-lbs [1.36 to 1.70 Nm]

Click the following link (or enter part number in "SEARCH" on website) to obtain additional part information including price, inventory and certifications: [75 Ohm F Male Connector Crimp/Solder Attachment for RG11, RG216, RG144 PE44315](#)



75 Ohm F Male Connector Crimp/Solder Attachment for RG11, RG216, RG144

RF Connectors Technical Data Sheet

PE44315

Material Specifications

Description	Material	Plating
Contact	Brass	Gold
Insulation	PTFE	
Body	Brass	Nickel 100 µin minimum
Coupling Nut	Brass	Nickel 100 µin minimum

Environmental Specifications

Temperature

Operating Range

-40 to +85 deg C

Compliance Certifications (see [product page](#) for current document)

Plotted and Other Data

Notes:

75 Ohm F Male Connector Crimp/Solder Attachment for RG11, RG216, RG144 from Pasternack Enterprises has same day shipment for domestic and International orders. Our RF, microwave and millimeter wave products maintain a 99% availability and are part of the broadest selection in the industry.

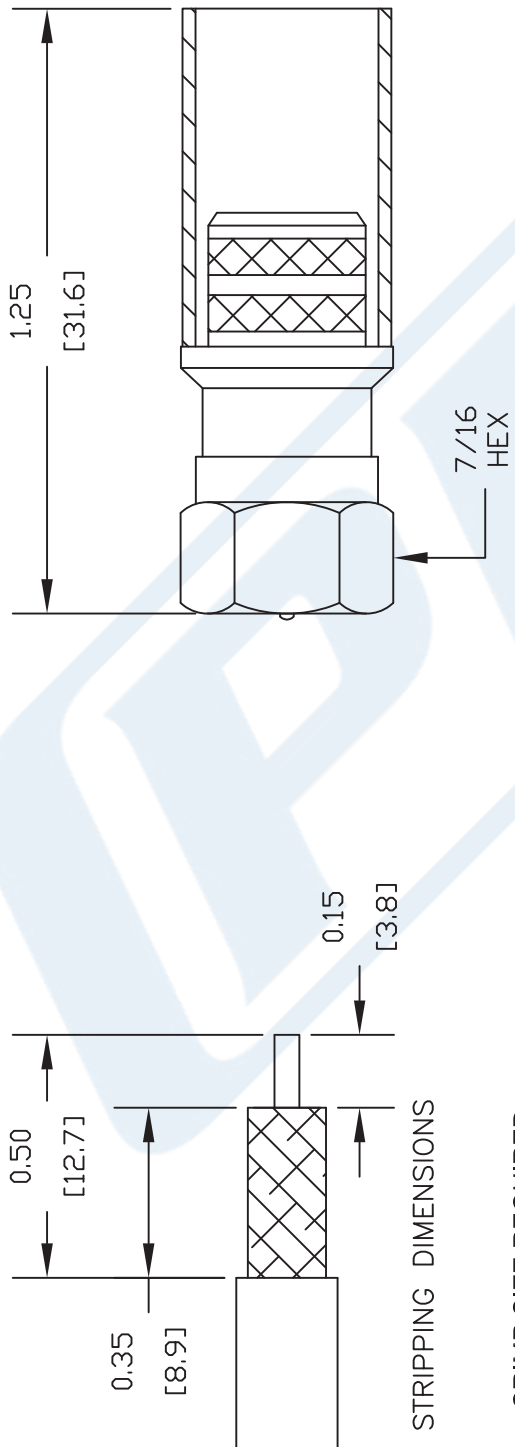
Click the following link (or enter part number in "SEARCH" on website) to obtain additional part information including price, inventory and certifications: [75 Ohm F Male Connector Crimp/Solder Attachment for RG11, RG216, RG144 PE44315](#)

URL: <https://www.pasternack.com/f-male-standard-rg11-connector-pe44315-p.aspx>

The information contained in this document is accurate to the best of our knowledge and representative of the part described herein. It may be necessary to make modifications to the part and/or the documentation of the part, in order to implement improvements. Pasternack reserves the right to make such changes as required. Unless otherwise stated, all specifications are nominal. Pasternack does not make any representation or warranty regarding the suitability of the part described herein for any particular purpose, and Pasternack does not assume any liability arising out of the use of any part or documentation.

PE44315 CAD Drawing

75 Ohm F Male Connector Crimp/Solder Attachment for RG11, RG216, RG144



CRIMP SIZE REQUIRED

CONTACT: SOLDER
FERRULE: .429" HEX CRIMP TOOL

**PASTERNAK®**
Pasternack Enterprises, Inc.
P.O. Box 16759 | Irvine | CA | 92623
Phone: (949) 261-1920 | **Fax:** (949) 261-7451
Website: www.pasternack.com | **E-Mail:** sales@pasternack.com

DWG TITLE
PE44315

NOTES:
1. UNLESS OTHERWISE SPECIFIED ALL DIMENSIONS ARE NOMINAL.
2. ALL SPECIFICATIONS ARE SUBJECT TO CHANGE WITHOUT NOTICE AT ANY TIME.
3. DIMENSIONS ARE IN INCHES [mm].
4. FITS MIL-C-17 AND EQUIVALENT CABLES.

REV. A	FSCM NO. 53919	CAD FILE 101211	SCALE N/A	SIZE A	2231
--------	----------------	-----------------	-----------	--------	------



75 Ohm Flexible RG11 Coax Cable Single
Shielded with Black PVC Jacket

TECHNICAL DATA SHEET

RG11A/U

75 Ohm Flexible RG11 Coax Cable Single Shielded with Black PVC Jacket

Configuration

Inner Conductor Material and Plating	Copper, Tin
Dielectric Type	PE
Shield Materials	Copper
Jacket Material and Color	PVC, Black

Electrical Specifications

Impedance, Ohms	75
Velocity of Propagation, %	65.9
Maximum Operating Frequency, MHz	1000
RF Shielding, dB	45
Capacitance, pF/ft [pF/m]	20.5 [67.26]

Mechanical Specifications

Temperature

Operating Range, deg C	-40 to +80
------------------------	------------

Inner Conductor

Number of Strands	7
Material	Copper
Plating	Tin
Diameter, in [mm]	0.048 [1.22]

Dielectric:

Type	PE
Diameter, in [mm]	0.285 [7.24]

Shield:

Number of	1
Material 1	Copper
Diameter, in [mm]	0.314 [7.98]

Jacket:

Material	PVC
Diameter, in [mm]	0.405 [10.29]
Color	Black
One Time Minimum Bend Radius, in [mm]	4.5 [114.3]
Weight, lbs/ft [Kg/m]	0.101 [0.15]

Click the following link (or enter part number in "SEARCH" on website) to obtain additional part information including price, inventory and certifications: [75 Ohm Flexible RG11 Coax Cable Single Shielded with Black PVC Jacket RG11A/U](#)

The information contained in this document is accurate to the best of our knowledge and representative of the part described herein. It may be necessary to make modifications to the part and/or the documentation of the part, in order to implement improvements. Pasternack reserves the right to make such changes as required. Unless otherwise stated, all specifications are nominal.



75 Ohm Flexible RG11 Coax Cable Single
Shielded with Black PVC Jacket

TECHNICAL DATA SHEET

RG11A/U

Compliance Certifications (visit www.Pasternack.com for current document)

RoHS Compliant

Yes

Plotted and Other Data

Notes:

Values at 25 °C, sea level

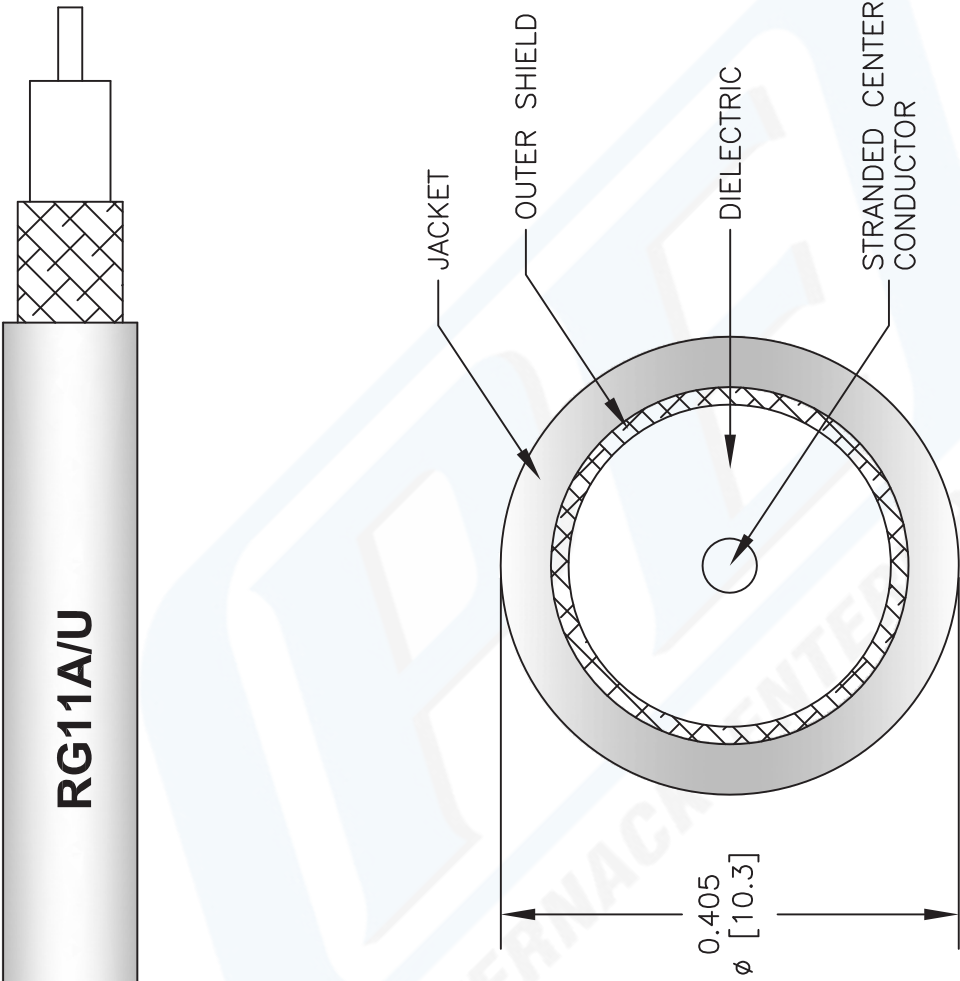
URL: <http://www.pasternack.com/flexible-0.405-rg11-75-ohm-coax-cable-pvc-jacket-rg11a-u-p.aspx>

75 Ohm Flexible RG11 Coax Cable Single Shielded with Black PVC Jacket from Pasternack Enterprises has same day shipment for domestic and International orders. Our RF, microwave and fiber optic products maintain a 99% availability and are part of the broadest selection in the industry.

The information contained in this document is accurate to the best of our knowledge and representative of the part described herein. It may be necessary to make modifications to the part and/or the documentation of the part, in order to implement improvements. Pasternack reserves the right to make such changes as required. Unless otherwise stated, all specifications are nominal.

RG11A/U CAD Drawing

75 Ohm Flexible RG11 Coax Cable Single Shielded with Black PVC Jacket



NOTES:
1. UNLESS OTHERWISE SPECIFIED ALL DIMENSIONS ARE NOMINAL.
2. ALL SPECIFICATIONS ARE SUBJECT TO CHANGE WITHOUT NOTICE AT ANY TIME.
3. DIMENSIONS ARE IN INCHES [mm].

DWG TITLE
RG11A/U

FSCM NO. 53919

CAD FILE 022808-A

SCALE N/A

SIZE A

2233

PE PASTERNAK®

Pasternack Enterprises, Inc.
P.O. Box 16759 | Irvine | CA | 92623
Phone: (949) 261-1920 | Fax: (949) 261-7451
Website: www.pasternack.com | E-Mail: sales@pasternack.com