



75 Ohm F Male Connector Crimp/Solder  
Attachment for RG59, RG62, RG71

RF Connectors Technical Data Sheet

PE44316

### Configuration

- F Male Connector
- 75 Ohms
- Straight Body Geometry
- RG59, RG62, RG71 Interface Type
- Crimp/Solder Attachment
- 7/16 inch Hex

### Features

- Max. Operating Frequency 1,000 MHz
- Nickel Plated Brass Contact
- 100 µin minimum contact plating

### Applications

- General Purpose Test
- Custom Cable Assemblies
- CATV

### Description

Pasternack's PE44316 75 ohm type F male connector with crimp/solder attachment for RG59, RG62 and RG71 is part of our full line of RF components available for same-day shipping. Our type F male connector operates up to a maximum frequency of 1,000 MHz.

Our 75 ohm type F male connector PE44316 datasheet specifications and drawing with dimensions are shown below in this PDF. Pasternack's broad catalog of RF, microwave and millimeter wave connectors allows designers to configure and customize their signal connections however they like. Whether the need is to provide an I/O for a board design, or simply create a custom cable assembly configuration, Pasternack has the right connector for the job. Pasternack can also expertly build your custom cable assemblies for you and ship same-day.

### Electrical Specifications

Description	Minimum	Typical	Maximum	Units
Frequency Range	DC		1,000	MHz

### Mechanical Specifications

Size	
Length	0.764 in [19.41 mm]
Width/Dia.	0.433 in [11.00 mm]
Weight	0.022 lbs [9.98 g]
Mating Torque	12 to 15 in-lbs [1.36 to 1.70 Nm]

Click the following link (or enter part number in "SEARCH" on website) to obtain additional part information including price, inventory and certifications: [75 Ohm F Male Connector Crimp/Solder Attachment for RG59, RG62, RG71 PE44316](#)



## 75 Ohm F Male Connector Crimp/Solder Attachment for RG59, RG62, RG71

### RF Connectors Technical Data Sheet

PE44316

#### Material Specifications

Description	Material	Plating
Contact	Brass	Nickel 100 µin minimum
Body	Brass	Nickel 100 µin minimum
Coupling Nut	Brass	Nickel 100 µin minimum

#### Environmental Specifications

##### Temperature

Operating Range -65 to +165 deg C

#### Compliance Certifications (see [product page](#) for current document)

#### Plotted and Other Data

##### Notes:

75 Ohm F Male Connector Crimp/Solder Attachment for RG59, RG62, RG71 from Pasternack Enterprises has same day shipment for domestic and International orders. Our RF, microwave and millimeter wave products maintain a 99% availability and are part of the broadest selection in the industry.

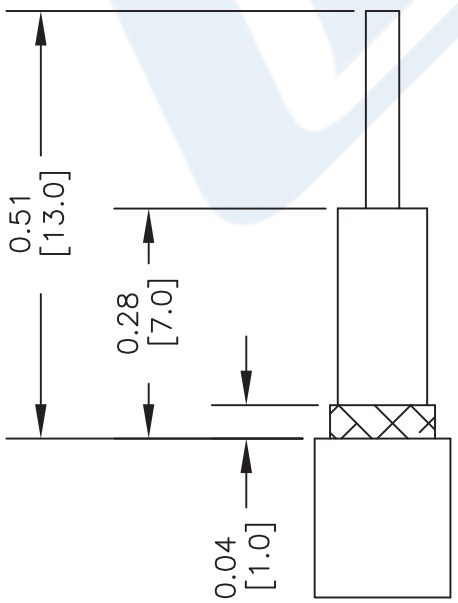
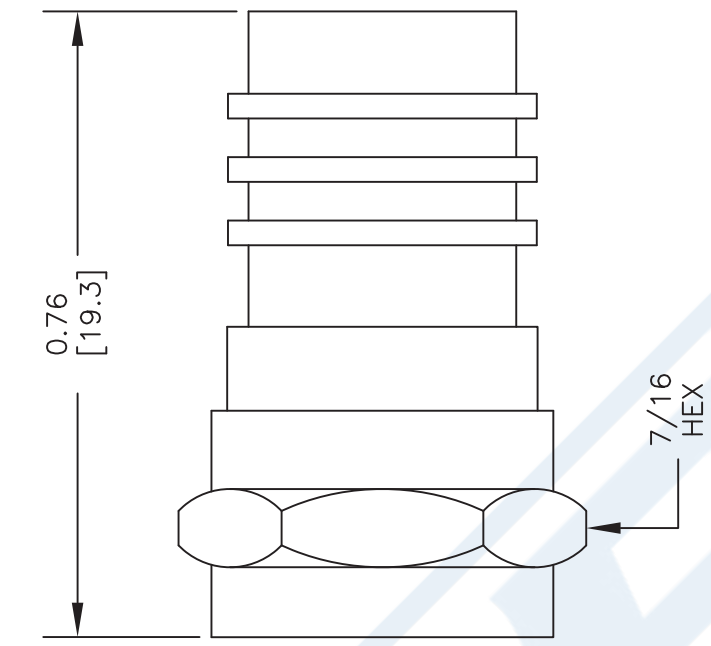
Click the following link (or enter part number in "SEARCH" on website) to obtain additional part information including price, inventory and certifications: [75 Ohm F Male Connector Crimp/Solder Attachment for RG59, RG62, RG71 PE44316](#)

URL: <https://www.pasternack.com/f-male-standard-rg59-rg62-connector-pe44316-p.aspx>

The information contained in this document is accurate to the best of our knowledge and representative of the part described herein. It may be necessary to make modifications to the part and/or the documentation of the part, in order to implement improvements. Pasternack reserves the right to make such changes as required. Unless otherwise stated, all specifications are nominal. Pasternack does not make any representation or warranty regarding the suitability of the part described herein for any particular purpose, and Pasternack does not assume any liability arising out of the use of any part or documentation.

PE44316 CAD Drawing

75 Ohm F Male Connector Crimp/Solder Attachment for RG59, RG62, RG71



STRIPPING DIMENSIONS  
ASSEMBLY PROCEDURES

1. STRIP CABLE AS SHOWN.
2. INSERT CABLE INTO CONNECTOR AND PUSH SO THAT INNER FERRULE PORTION OF BODY SLIDES UNDER BRAID AND JACKET. WITH CENTER CONDUCTOR PROTRUDING THROUGH HOLE AND THE DIELECTRIC SHOULD FLUSH WITH CONNECTOR SHOULDER. THEN CRIMP.

CRIMP SIZE REQUIRED  
.324" HEX CRIMP TOOL

NOTES:  
1. UNLESS OTHERWISE SPECIFIED ALL DIMENSIONS ARE NOMINAL.  
2. ALL SPECIFICATIONS ARE SUBJECT TO CHANGE WITHOUT NOTICE AT ANY TIME.  
3. DIMENSIONS ARE IN INCHES [mm].  
4. FITS MIL-C-17 AND EQUIVALENT CABLES.

DWG TITLE  
**PE44316**

REV. A	FSCM NO. 53919	CAD FILE 110911	SCALE N/A	SIZE A	2233
--------	----------------	-----------------	-----------	--------	------

**PASTERNAK®**  
Pasternack Enterprises, Inc.  
P.O. Box 16759 | Irvine | CA | 92623  
**Phone:** (949) 261-1920 | **Fax:** (949) 261-7451  
**Website:** [www.pasternack.com](http://www.pasternack.com) | **E-Mail:** [sales@pasternack.com](mailto:sales@pasternack.com)



75 Ohm SMB Jack Connector Clamp/  
Solder Attachment For RG59, RG62

TECHNICAL DATA SHEET

PE4272

**75 Ohm SMB Jack Connector Clamp/Solder Attachment For RG59, RG62**

**Configuration**

Connector	SMB Jack
Connector Interface Type	RG59, RG62
Cable Attachment Method (Shield/Contact)	Clamp/Solder
Body Style	Straight

**Electrical Specifications**

Impedance, Ohms	75
-----------------	----

**Mechanical Specifications**

**Size**

Length, in [mm]	0.615 [15.62]
Width/Dia., in [mm]	0.344 [8.74]
Weight, lbs [g]	0.013 [5.9]

**Connector**

Type	SMB Jack
Contact Material and Plating	Gold
Body Material and Plating	Brass, Nickel
Dielectric Type	Teflon

**Compliance Certifications** (visit [www.Pasternack.com](http://www.Pasternack.com) for current document)

RoHS Compliant	Yes
----------------	-----

**Plotted and Other Data**

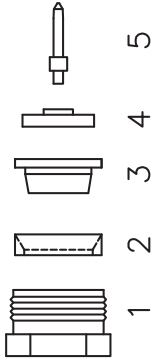
Notes:	Values at 25 °C, sea level
--------	----------------------------

75 Ohm SMB Jack Connector Clamp/Solder Attachment For RG59, RG62 from Pasternack Enterprises has same day shipment for domestic and International orders. Our RF, microwave and fiber optic products maintain a 99% availability and are part of the broadest selection in the industry.

Click the following link (or enter part number in "SEARCH" on website) to obtain additional part information including price, inventory and certifications: [75 Ohm SMB Jack Connector Clamp/Solder Attachment For RG59, RG62 PE4272](http://www.pasternack.com/smb-jack-standard-rg59-rg62-connector-pe4272-p.aspx)

URL: <http://www.pasternack.com/smb-jack-standard-rg59-rg62-connector-pe4272-p.aspx>

The information contained in this document is accurate to the best of our knowledge and representative of the part described herein. It may be necessary to make modifications to the part and/or the documentation of the part, in order to implement improvements. Pasternack reserves the right to make such changes as required. Unless otherwise stated, all specifications are nominal.



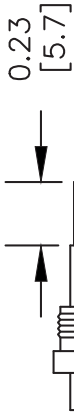
1

2

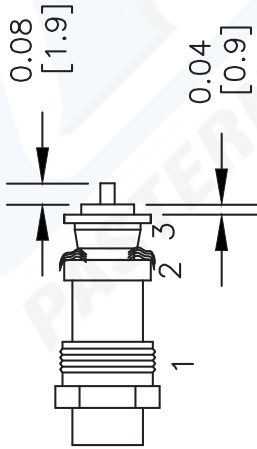
3

4

5



A

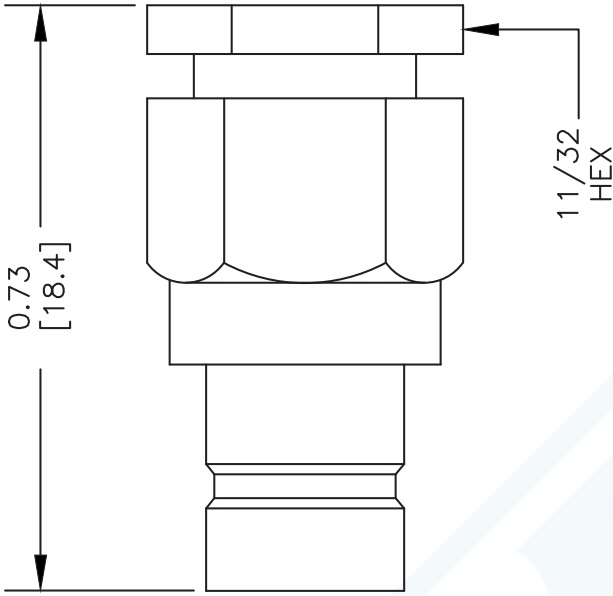


B

STRIPPING DIMENSIONS

ASSEMBLY PROCEDURES

1. SLIDE CLAMP NUT (1) OVER CABLE AS SHOWN IN A.  
SLIDE COMPRESSION WASHER (2) OVER BRAID & SEAT  
AGAINST JACKET. FLAIR BRAID OVER COMPRESSION  
WASHER (2).
2. SLIDE BRAID CLAMP (3) OVER DIELECTRIC & UNDER  
BRAID. PUSH INTO WASHER UNTIL IT STOPS. STRIP  
CABLE AS SHOWN IN B. TRIM EXCESS BRAID FLUSH  
WITH SURFACE OF COMPRESSION WASHER (2). INSERT  
INSULATOR (4) OVER DIELECTRIC WITH CENTER  
CONDUCTOR PROTRUDING THROUGH HOLE.
3. SOLDER CONTACT (5) TO CENTER CONDUCTOR. INSERT  
CABLE ASSEMBLY INTO BODY & TIGHTEN.



Pasternack Enterprises, Inc.  
P.O. Box 16759 | Irvine | CA | 92623  
Phone: (949) 261-1920 | Fax: (949) 261-7451  
Website: [www.pasternack.com](http://www.pasternack.com) | E-Mail: [sales@pasternack.com](mailto:sales@pasternack.com)

DWG TITLE

PE4272

NOTES:  
1. UNLESS OTHERWISE SPECIFIED ALL DIMENSIONS ARE NOMINAL.  
2. ALL SPECIFICATIONS ARE SUBJECT TO CHANGE WITHOUT NOTICE AT ANY TIME.  
3. DIMENSIONS ARE IN INCHES [mm].  
4. FITS MIL-C-17 AND EQUIVALENT CABLES.

REV. -

FSCM NO. 53919

CAD FILE

042309

SCALE N/A

SIZE A

2233



## 75 Ohm Flexible RG59-WHITE Coax Cable Double Shielded with White PVC Jacket

### RF Cables Technical Data Sheet

RG59-WHITE

#### Configuration

Flexible Cable  
2 Number of Shields

#### Electrical Specifications

Description	Minimum	Typical	Maximum	Units
Frequency Range	DC		1,000	MHz
Impedance		75		Ohms
Velocity of Propagation		83		%
Operating Voltage (AC)			300	Vrms
Nominal Capacitance		16.2 [53.15]		pF/ft [pF/m]

#### Performance by Frequency Band

Description	F1	F2	F3	F4	F5	Units
Frequency	300	400	550	750	870	MHz
Attenuation, Typ	4.27	4.88	5.9	6.96	7.54	dB/100ft
	14.01	16.01	19.36	22.83	24.74	dB/100m

Description	F6	F7	F8	F9	F10	Units
Frequency	1,000					MHz
Attenuation, Typ	8.09					dB/100ft
	26.54					dB/100m

#### Mechanical Specifications

Diameter	0.242 in [6.15 mm]
Weight	0.03 lbs/ft [0.04 Kg/m]
Min. Bend Radius (Installation)	2.5 in [63.5 mm]

#### Construction Specifications

Description	Material and Plating	Diameter
Inner Conductor	Copper Clad Steel, 1 Strands	0.032in [0.81 mm]

Click the following link (or enter part number in "SEARCH" on website) to obtain additional part information including price, inventory and certifications: [75 Ohm Flexible RG59-WHITE Coax Cable Double Shielded with White PVC Jacket RG59-WHITE](#)





75 Ohm Flexible RG59-WHITE Coax Cable  
Double Shielded with White PVC Jacket

RF Cables Technical Data Sheet

RG59-WHITE

Dielectric	PE (F)	0.144 in [3.66 mm]
First Shield	Aluminum Tape	
Second Shield	Aluminum Braid	
Jacket	PVC, White	0.242 in [6.15 mm]

**Environmental Specifications**

**Temperature**

Operating Range -40 to 80 deg C

**Compliance Certifications** (visit [www.Pasternack.com](http://www.Pasternack.com) for current document)

Not RoHS Compliant

REACH Compliant 12/19/2011

**Plotted and Other Data**

Notes:

75 Ohm Flexible RG59-WHITE Coax Cable Double Shielded with White PVC Jacket from Pasternack Enterprises has same day shipment for domestic and International orders. Our RF, microwave and millimeter wave products maintain a 99% availability and are part of the broadest selection in the industry.

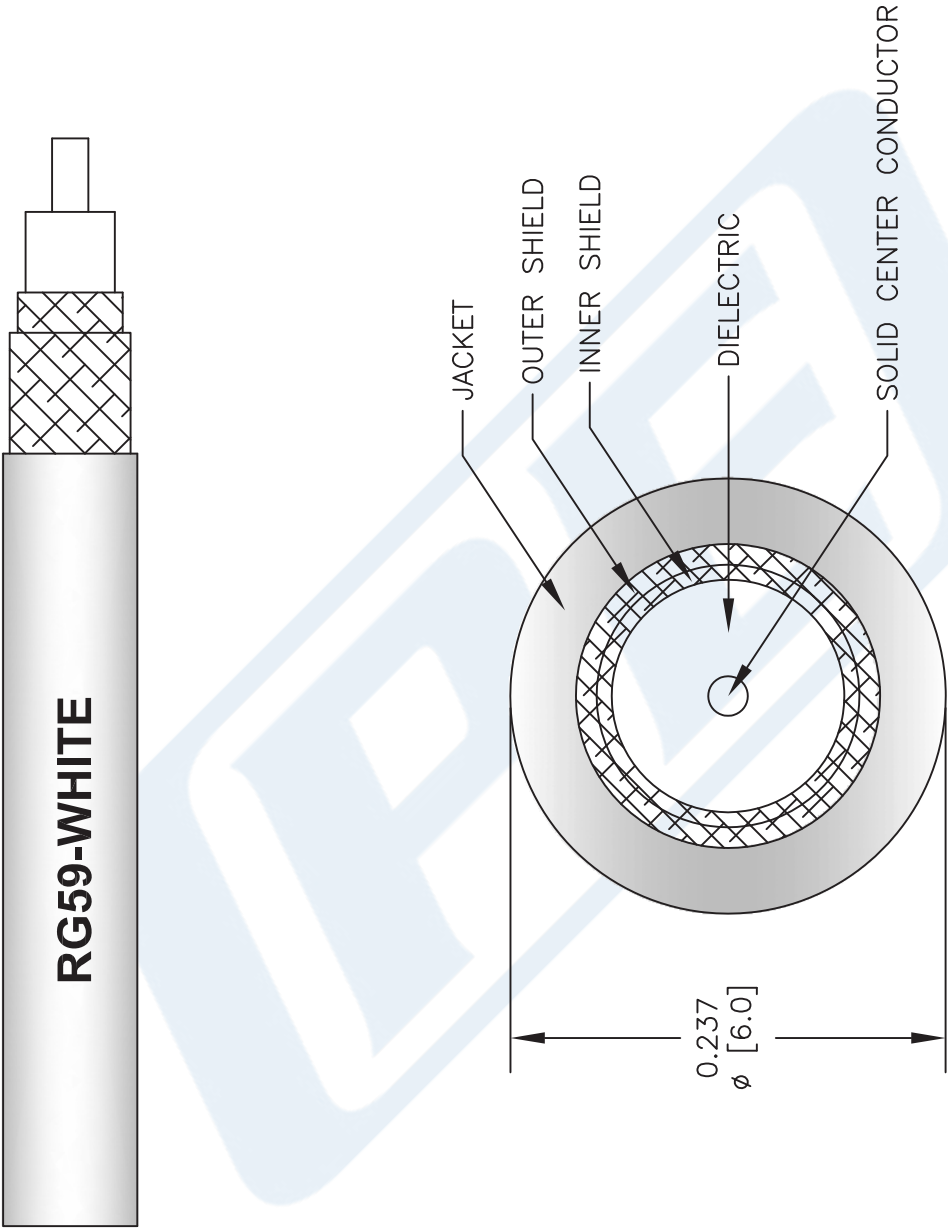
Click the following link (or enter part number in "SEARCH" on website) to obtain additional part information including price, inventory and certifications: [75 Ohm Flexible RG59-WHITE Coax Cable Double Shielded with White PVC Jacket RG59-WHITE](#)

URL: <http://www.pasternack.com/flexible-0.242-rg59-white-75-ohm-coax-cable-pvc-jacket-rg59-white-p.aspx>

The information contained in this document is accurate to the best of our knowledge and representative of the part described herein. It may be necessary to make modifications to the part and/or the documentation of the part, in order to implement improvements. Pasternack reserves the right to make such changes as required. Unless otherwise stated, all specifications are nominal. Pasternack does not make any representation or warranty regarding the suitability of the part described herein for any particular purpose, and Pasternack does not assume any liability arising out of the use of any part or documentation.

RG59-WHITE CAD Drawing

75 Ohm Flexible RG59-WHITE Coax Cable Double Shielded with White PVC Jacket



NOTES:  
1. UNLESS OTHERWISE SPECIFIED ALL DIMENSIONS ARE NOMINAL.  
2. ALL SPECIFICATIONS ARE SUBJECT TO CHANGE WITHOUT NOTICE AT ANY TIME.  
3. DIMENSIONS ARE IN INCHES [mm].

DWG TITLE  
**RG59-WHITE**

FSCM NO. 53919

CAD FILE 022713

SCALE N/A

SIZE A

2233

**PE PASTERNAK®**  
Pasternack Enterprises, Inc.  
P.O. Box 16759 | Irvine | CA | 92623  
**Phone:** (949) 261-1920 | **Fax:** (949) 261-7451  
**Website:** www.pasternack.com | **E-Mail:** sales@pasternack.com