



## C Male Connector Crimp/Solder Attachment for RG55, RG141, RG142, RG223, RG400

### RF Connectors Technical Data Sheet

PE4445

#### Configuration

- C Male Connector
- MIL-STD-348A
- 50 Ohms
- Straight Body Geometry
- RG55, RG141, RG142, RG223, RG400 Interface Type
- Crimp/Solder Attachment

#### Features

- Max. Operating Frequency 6 GHz
- Good VSWR of 1.45:1
- Silver Plated Brass Contact
- 200  $\mu$ in minimum contact plating

#### Applications

- General Purpose Test
- Custom Cable Assemblies

#### Description

Pasternack's PE4445 type C male connector with crimp/solder attachment for RG55, RG141, RG142, RG223 and RG400 is part of our full line of RF components available for same-day shipping. Our type C male connector operates up to a maximum frequency of 6 GHz and offers good VSWR of 1.45:1.

Our type C male connector PE4445 datasheet specifications and drawing with dimensions are shown below in this PDF. Pasternack's broad catalog of RF, microwave and millimeter wave connectors allows designers to configure and customize their signal connections however they like. Whether the need is to provide an I/O for a board design, or simply create a custom cable assembly configuration, Pasternack has the right connector for the job. Pasternack can also expertly build your custom cable assemblies for you and ship same-day.

#### Electrical Specifications

| Description            | Minimum | Typical | Maximum | Units |
|------------------------|---------|---------|---------|-------|
| Frequency Range        | DC      |         | 6       | GHz   |
| VSWR                   |         |         | 1.45:1  |       |
| Operating Voltage (AC) |         |         | 1,000   | Vrms  |

#### Mechanical Specifications

##### Size

|            |                     |
|------------|---------------------|
| Length     | 1.4 in [35.56 mm]   |
| Width/Dia. | 0.75 in [19.05 mm]  |
| Weight     | 0.055 lbs [24.95 g] |

Click the following link (or enter part number in "SEARCH" on website) to obtain additional part information including price, inventory and certifications: [C Male Connector Crimp/Solder Attachment for RG55, RG141, RG142, RG223, RG400 PE4445](#)



## C Male Connector Crimp/Solder Attachment for RG55, RG141, RG142, RG223, RG400

### RF Connectors Technical Data Sheet

PE4445

#### Material Specifications

| Description  | Material | Plating                   |
|--------------|----------|---------------------------|
| Contact      | Brass    | Silver<br>200 µin minimum |
| Insulation   | PTFE     |                           |
| Body         | Brass    | Nickel<br>100 µin minimum |
| Coupling Nut | Brass    | Nickel<br>100 µin minimum |

#### Environmental Specifications

##### Temperature

Operating Range

-65 to +165 deg C

**Compliance Certifications** (see [product page](#) for current document)

#### Plotted and Other Data

Notes:

C Male Connector Crimp/Solder Attachment for RG55, RG141, RG142, RG223, RG400 from Pasternack Enterprises has same day shipment for domestic and International orders. Our RF, microwave and millimeter wave products maintain a 99% availability and are part of the broadest selection in the industry.

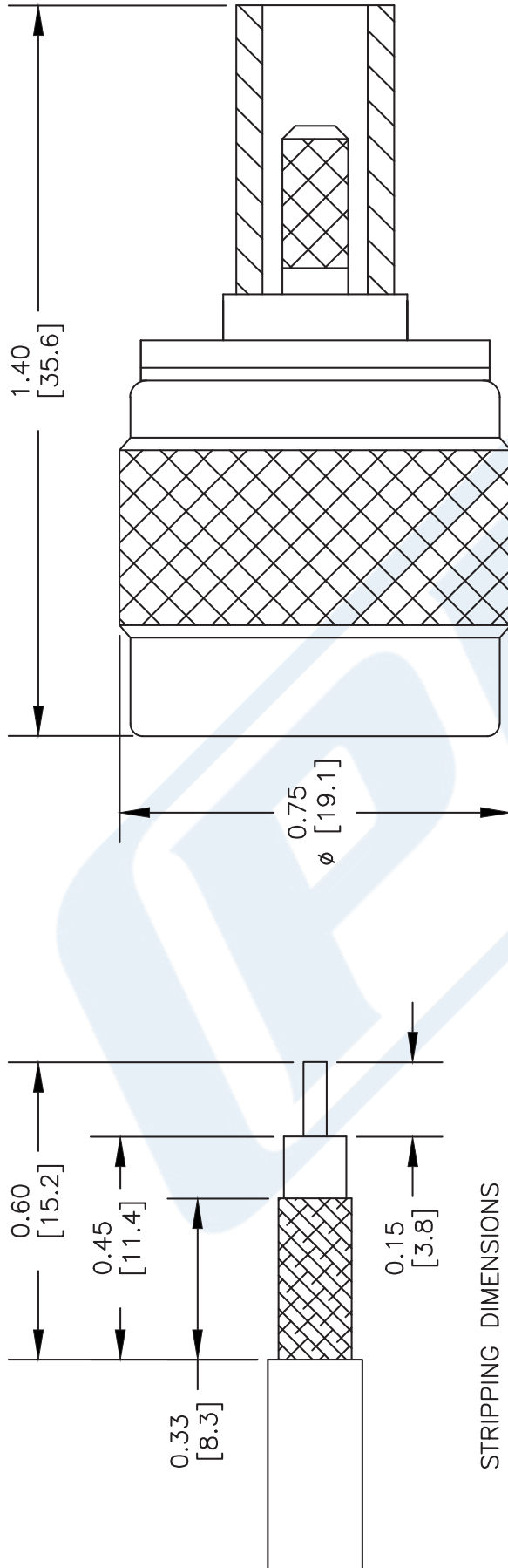
Click the following link (or enter part number in "SEARCH" on website) to obtain additional part information including price, inventory and certifications: [C Male Connector Crimp/Solder Attachment for RG55, RG141, RG142, RG223, RG400 PE4445](#)

URL: <https://www.pasternack.com/c-male-standard-rg55-rg141-rg142-rg223-rg400-connector-pe4445-p.aspx>

The information contained in this document is accurate to the best of our knowledge and representative of the part described herein. It may be necessary to make modifications to the part and/or the documentation of the part, in order to implement improvements. Pasternack reserves the right to make such changes as required. Unless otherwise stated, all specifications are nominal. Pasternack does not make any representation or warranty regarding the suitability of the part described herein for any particular purpose, and Pasternack does not assume any liability arising out of the use of any part or documentation.

# PE4445 CAD Drawing

C Male Connector Crimp/Solder Attachment for RG55, RG141, RG142, RG223, RG400



NOTES:  
1. UNLESS OTHERWISE SPECIFIED ALL DIMENSIONS ARE NOMINAL.  
2. ALL SPECIFICATIONS ARE SUBJECT TO CHANGE WITHOUT NOTICE AT ANY TIME.  
3. DIMENSIONS ARE IN INCHES [mm].  
4. FITS MIL-C-17 AND EQUIVALENT CABLES.

DWG TITLE

**PE4445**

REV. -

FSCM NO. 53919

CAD FILE 060302

SCALE N/A

SIZE A

2233

**PE PASTERNAK®**

Pasternack Enterprises, Inc.  
P.O. Box 16759 | Irvine | CA | 92623  
Phone: (949) 261-1920 | Fax: (949) 261-7451  
Website: www.pasternack.com | E-Mail: sales@pasternack.com



## BNC Male Connector Crimp/Solder Attachment for RG55, RG141, RG142, RG223, RG400

### RF Connectors Technical Data Sheet

PE4044

#### Configuration

- BNC Male Connector
- MIL-STD-348A
- 50 Ohms
- Straight Body Geometry
- RG55, RG141, RG142, RG223, RG400 Interface Type
- Crimp/Solder Attachment

#### Features

- Max. Operating Frequency 4 GHz
- Good VSWR of 1.3:1
- Gold Plated Brass Contact
- 30 µin minimum contact plating

#### Applications

- General Purpose Test
- Custom Cable Assemblies

#### Description

Pasternack's PE4044 BNC male connector with crimp/solder attachment for RG55, RG141, RG142, RG223 and RG400 is part of our full line of RF components available for same-day shipping. Our BNC male connector operates up to a maximum frequency of 4 GHz and offers good VSWR of 1.3:1.

Our BNC male connector PE4044 datasheet specifications and drawing with dimensions are shown below in this PDF. Pasternack's broad catalog of RF, microwave and millimeter wave connectors allows designers to configure and customize their signal connections however they like. Whether the need is to provide an I/O for a board design, or simply create a custom cable assembly configuration, Pasternack has the right connector for the job. Pasternack can also expertly build your custom cable assemblies for you and ship same-day.

#### Electrical Specifications

| Description            | Minimum | Typical | Maximum | Units |
|------------------------|---------|---------|---------|-------|
| Frequency Range        | DC      |         | 4       | GHz   |
| VSWR                   |         |         | 1.3:1   |       |
| Operating Voltage (AC) |         |         | 500     | Vrms  |

#### Mechanical Specifications

##### Size

|            |                     |
|------------|---------------------|
| Length     | 1.13 in [28.7 mm]   |
| Width/Dia. | 0.571 in [14.50 mm] |
| Weight     | 0.027 lbs [12.25 g] |

Click the following link (or enter part number in "SEARCH" on website) to obtain additional part information including price, inventory and certifications: [BNC Male Connector Crimp/Solder Attachment for RG55, RG141, RG142, RG223, RG400 PE4044](#)



## BNC Male Connector Crimp/Solder Attachment for RG55, RG141, RG142, RG223, RG400

### RF Connectors Technical Data Sheet

PE4044

#### Material Specifications

| Description  | Material | Plating                   |
|--------------|----------|---------------------------|
| Contact      | Brass    | Gold<br>30 µin minimum    |
| Insulation   | PTFE     |                           |
| Body         | Brass    | Nickel<br>100 µin minimum |
| Coupling Nut | Brass    | Nickel<br>100 µin minimum |
| Crimp Sleeve | Brass    | Nickel                    |

#### Environmental Specifications

##### Temperature

Operating Range -65 to +165 deg C

**Compliance Certifications** (see [product page](#) for current document)

#### Plotted and Other Data

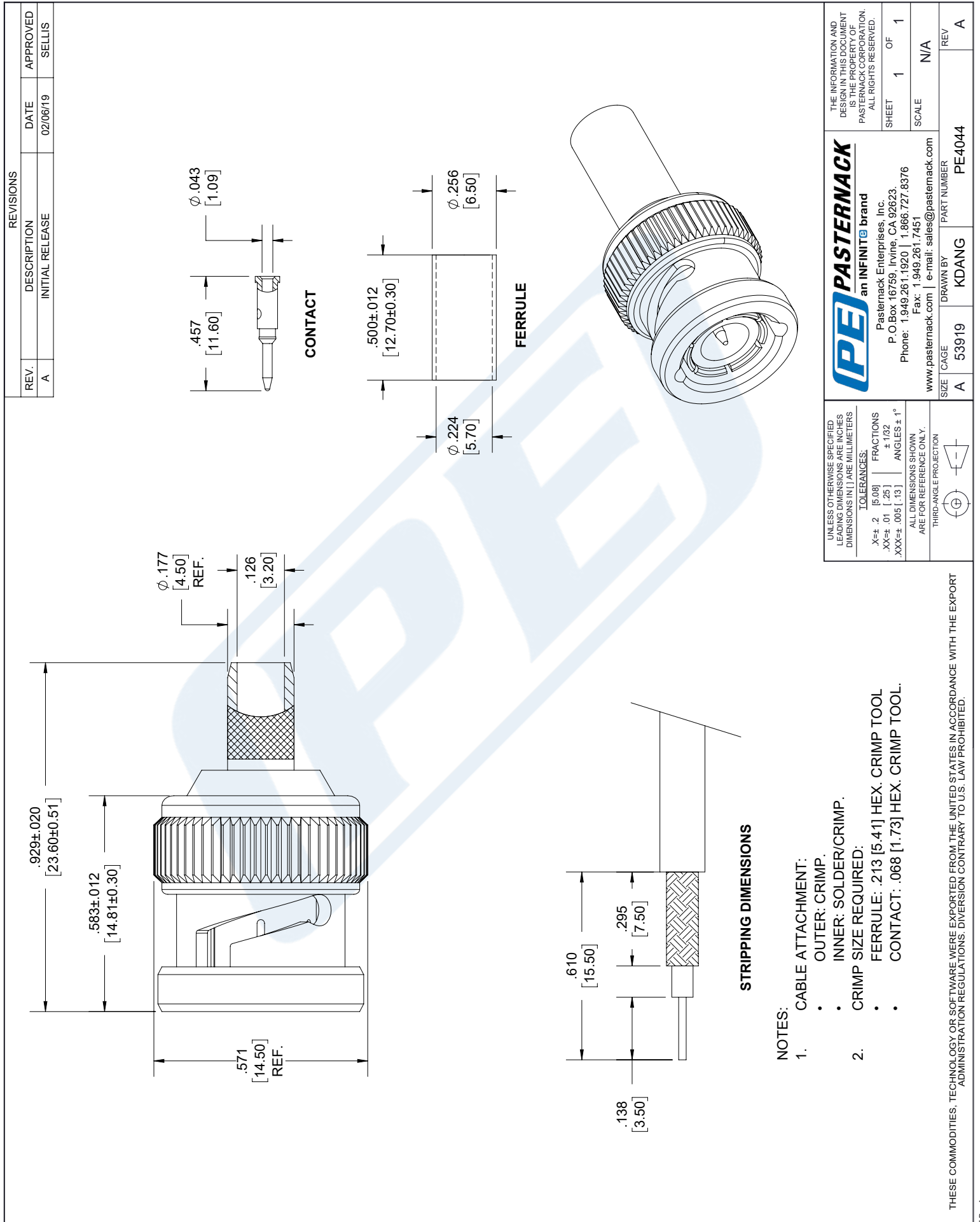
Notes:

BNC Male Connector Crimp/Solder Attachment for RG55, RG141, RG142, RG223, RG400 from Pasternack Enterprises has same day shipment for domestic and International orders. Our RF, microwave and millimeter wave products maintain a 99.4% availability and are part of the broadest selection in the industry.

Click the following link (or enter part number in "SEARCH" on website) to obtain additional part information including price, inventory and certifications: [BNC Male Connector Crimp/Solder Attachment for RG55, RG141, RG142, RG223, RG400 PE4044](#)

URL: <https://www.pasternack.com/bnc-male-standard-rg55-rg141-rg142-rg223-rg400-connector-pe4044-p.aspx>

The information contained in this document is accurate to the best of our knowledge and representative of the part described herein. It may be necessary to make modifications to the part and/or the documentation of the part, in order to implement improvements. Pasternack reserves the right to make such changes as required. Unless otherwise stated, all specifications are nominal. Pasternack does not make any representation or warranty regarding the suitability of the part described herein for any particular purpose, and Pasternack does not assume any liability arising out of the use of any part or documentation.







Flexible RG400 Coax Cable Double Shielded with Tan FEP Jacket

TECHNICAL DATA SHEET

RG400/U

Flexible RG400 Coax Cable Double Shielded with Tan FEP Jacket

**Configuration**

|                                      |  |
|--------------------------------------|--|
| Inner Conductor Material and Plating | Copper, Silver   |
| Dielectric Type                      | PTFE   |
| Shield Materials                     | Silver Plated Copper Braid, Silver Plated Copper Braid |
| Jacket Material and Color            | FEP, Tan   |

**Electrical Specifications**

|                                  |             |
|----------------------------------|-------------|
| Impedance, Ohms                  | 50          |
| Velocity of Propagation, %       | 69.5        |
| Maximum Operating Frequency, GHz | 12.4        |
| Capacitance, pF/ft [pF/m]        | 32 [104.99] |
| Maximum Operating Voltage, Volts | 1,900       |

**Electrical Specifications by Frequency**

**Frequency 1**

|                                 |             |
|---------------------------------|-------------|
| Frequency, MHz                  | 100         |
| Attenuation, dB/100ft [dB/100m] | 4.4 [14.44] |

**Frequency 2**

|                                 |              |
|---------------------------------|--------------|
| Frequency, MHz                  | 1000         |
| Attenuation, dB/100ft [dB/100m] | 14.7 [48.23] |

**Frequency 3**

|                                 |             |
|---------------------------------|-------------|
| Frequency, GHz                  | 5           |
| Attenuation, dB/100ft [dB/100m] | 36 [118.11] |

**Frequency 4**

|                                 |               |
|---------------------------------|---------------|
| Frequency, GHz                  | 11            |
| Attenuation, dB/100ft [dB/100m] | 57.9 [189.96] |

**Mechanical Specifications**

**Temperature**

|                        |             |
|------------------------|-------------|
| Operating Range, deg C | -55 to +200 |
|------------------------|-------------|

**Inner Conductor**

|                   |              |
|-------------------|--------------|
| Number of Strands | 19           |
| Material          | Copper       |
| Plating           | Silver       |
| Diameter, in [mm] | 0.039 [0.99] |

Click the following link (or enter part number in "SEARCH" on website) to obtain additional part information including price, inventory and certifications: [Flexible RG400 Coax Cable Double Shielded with Tan FEP Jacket RG400/U](#)

The information contained in this document is accurate to the best of our knowledge and representative of the part described herein. It may be necessary to make modifications to the part and/or the documentation of the part, in order to implement improvements. Pasternack reserves the right to make such changes as required. Unless otherwise stated, all specifications are nominal.



## Flexible RG400 Coax Cable Double Shielded with Tan FEP Jacket

## TECHNICAL DATA SHEET

RG400/U

**Dielectric:**

|                   |              |
|-------------------|--------------|
| Type              | PTFE         |
| Diameter, in [mm] | 0.116 [2.95] |

**Shield:**

|                   |                            |
|-------------------|----------------------------|
| Number of         | 2                          |
| Material 1        | Silver Plated Copper Braid |
| Material 2        | Silver Plated Copper Braid |
| Diameter, in [mm] | 0.156 [3.96]               |

**Jacket:**

|                                       |              |
|---------------------------------------|--------------|
| Material                              | FEP          |
| Diameter, in [mm]                     | 0.195 [4.95] |
| Color                                 | Tan          |
| One Time Minimum Bend Radius, in [mm] | 1 [25.4]     |
| Weight, lbs/ft [Kg/m]                 | 0.046 [0.07] |

**Compliance Certifications** (visit [www.Pasternack.com](http://www.Pasternack.com) for current document)

|                |     |
|----------------|-----|
| RoHS Compliant | Yes |
|----------------|-----|

**Plotted and Other Data**

|        |                            |
|--------|----------------------------|
| Notes: | Values at 25 °C, sea level |
|--------|----------------------------|

Flexible RG400 Coax Cable Double Shielded with Tan FEP Jacket from Pasternack Enterprises has same day shipment for domestic and International orders. Our RF, microwave and fiber optic products maintain a 99% availability and are part of the broadest selection in the industry.

Click the following link (or enter part number in "SEARCH" on website) to obtain additional part information including price, inventory and certifications: [Flexible RG400 Coax Cable Double Shielded with Tan FEP Jacket RG400/U](#)

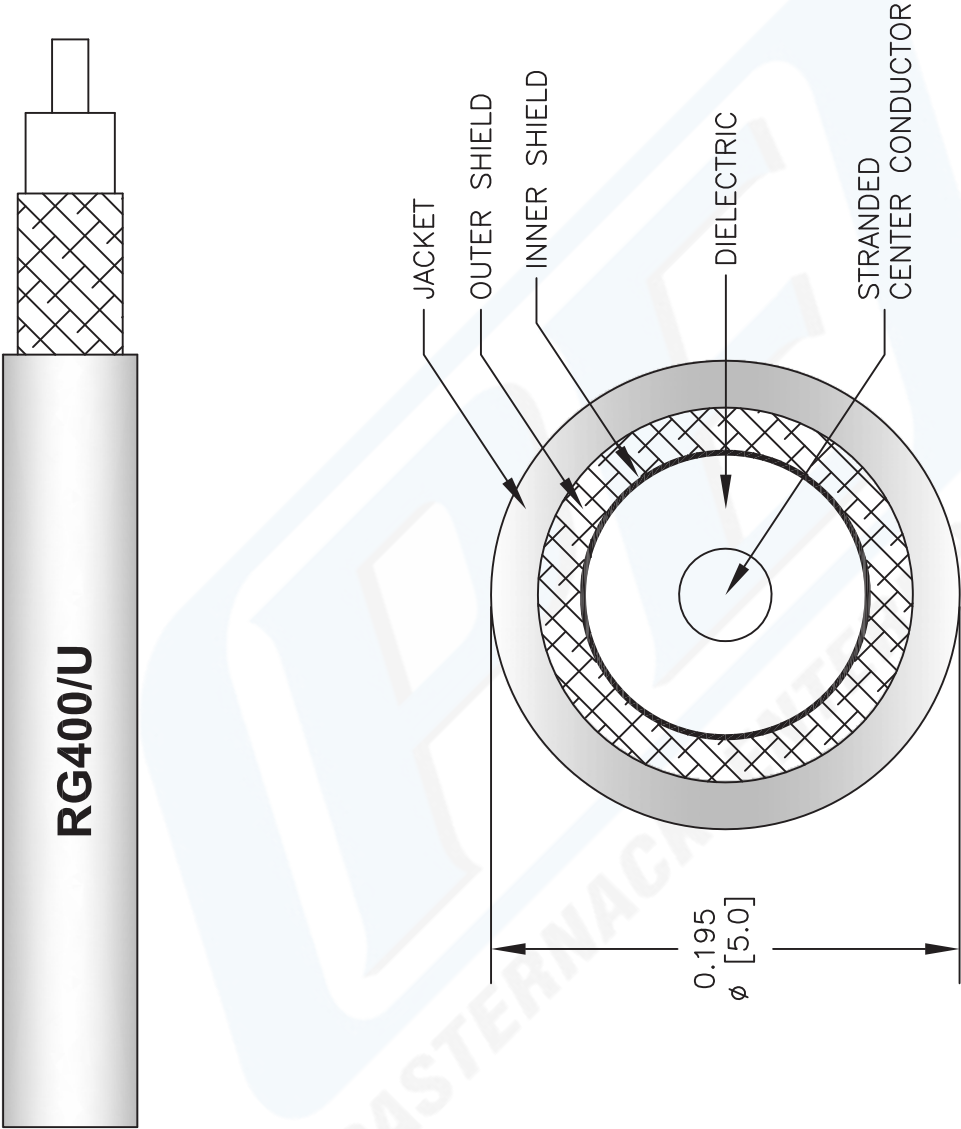
URL: <http://www.pasternack.com/flexible-0.195-rg400-stranded-center-conductor-50-ohm-coax-cable-fep-jacket-rg400-u-p.aspx>

The information contained in this document is accurate to the best of our knowledge and representative of the part described herein. It may be necessary to make modifications to the part and/or the documentation of the part, in order to implement improvements. Pasternack reserves the right to make such changes as required. Unless otherwise stated, all specifications are nominal.



RG400/U CAD Drawing

Flexible RG400 Coax Cable Double Shielded with Tan FEP Jacket



NOTES:  
1. UNLESS OTHERWISE SPECIFIED ALL DIMENSIONS ARE NOMINAL.  
2. ALL SPECIFICATIONS ARE SUBJECT TO CHANGE WITHOUT NOTICE AT ANY TIME.  
3. DIMENSIONS ARE IN INCHES [mm].

DWG TITLE  
**RG400/U**

FSCM NO. 53919

2233

SIZE A

SCALE N/A

CAD FILE 022908-A

**Pasternack Enterprises, Inc.**  
P.O. Box 16759 | Irvine | CA | 92623  
Phone: (949) 261-1920 | Fax: (949) 261-7451  
Website: [www.pasternack.com](http://www.pasternack.com) | E-Mail: [sales@pasternack.com](mailto:sales@pasternack.com)