

BNC Male Right Angle to BNC Male Right Angle Cable 36 Inch Length Using PE-B100 Coax



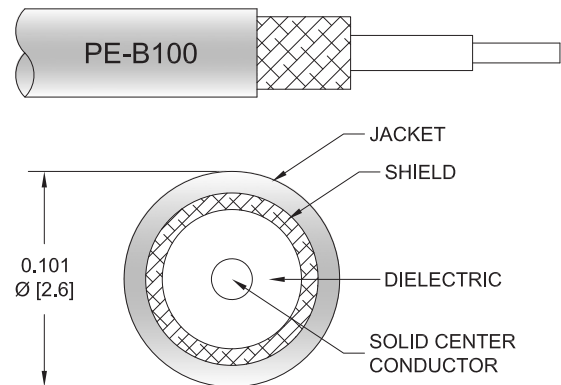
PE38249-36

Configuration

- Connector 1: BNC Male Right Angle
- Connector 2: BNC Male Right Angle
- Cable Type: PE-B100
- Coax Flex Type: Flexible

Features

- 62% Phase Velocity
- Double Shielded
- PVC Jacket



Applications

- General Purpose
- Laboratory Use

Description

Pasternack's PE38249-36 BNC male right angle to BNC male right angle 36 inch cable using PE-B100 coax is part of our full line of RF components available for same-day shipping. Pasternack's flexible RF cable assemblies are ideal for applications where tight bends and flexure are required. This Pasternack BNC to BNC cable assembly has a male to male gender configuration with 50 ohm flexible PE-B100 coax. The right angle BNC interfaces on the PE-B100 cable allow for easier connections in tight spaces. The double shielding of this Pasternack cable assembly provides excellent shielding effectiveness.

Custom versions of most RF cable assemblies can be built and shipped same day. Custom cable assembly lengths can be obtained by specifying the desired length on the web site at time of order or by contacting a sales representative. Other available RF cable assembly value added services include connector orientation or clocking, heat shrink booting and custom labeling. RF testing can also be performed to document the electrical performance of your cable assembly.

Electrical Specifications

Description	Minimum	Typical	Maximum	Units
Velocity of Propagation		62		%
Capacitance		38 [124.67]		pF/ft [pF/m]

Mechanical Specifications

Cable Assembly

Width/Diameter	0.57 in [14.48 mm]
Weight	0.134 lbs [60.78 g]

Cable

Cable Type	PE-B100
Impedance	50 Ohms
Inner Conductor Type	Stranded
Inner Conductor Material and Plating	Copper Clad Steel

BNC Male Right Angle to BNC Male Right Angle
Cable 36 Inch Length Using PE-B100 Coax



PE38249-36

Dielectric Type	PE
Number of Shields	2
Shield Layer 1	PVC
Shield Layer 2	Tinned Copper Braid
Jacket Material	PVC, Black
Jacket Diameter	0.101 in [2.57 mm]

Connectors

Description	Connector 1	Connector 2
Type	BNC Male Right Angle	BNC Male Right Angle
Impedance	50 Ohms	50 Ohms
Configuration	Right Angle	Right Angle
Contact Material and Plating	Silver	Silver
Body Material and Plating	Brass, Nickel	Brass, Nickel

Environmental Specifications

Compliance Certifications (see [product page](#) for current document)

Plotted and Other Data

Notes:
Values at 25°C, sea level.

BNC Male Right Angle to BNC Male Right Angle
Cable 36 Inch Length Using PE-B100 Coax

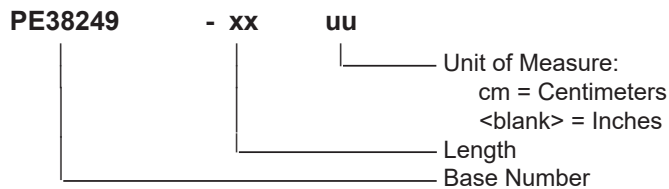


PE38249-36

Typical Performance Data

How to Order

Part Number Configuration:



Example: PE38249-12 = 12 inches long cable
PE38249-100cm = 100 cm long cable

BNC Male Right Angle to BNC Male Right Angle Cable 36 Inch Length Using PE-B100 Coax from Pasternack Enterprises has same day shipment for domestic and International orders. Our RF, microwave and millimeter wave products maintain a 99.4% availability and are part of the broadest selection in the industry.

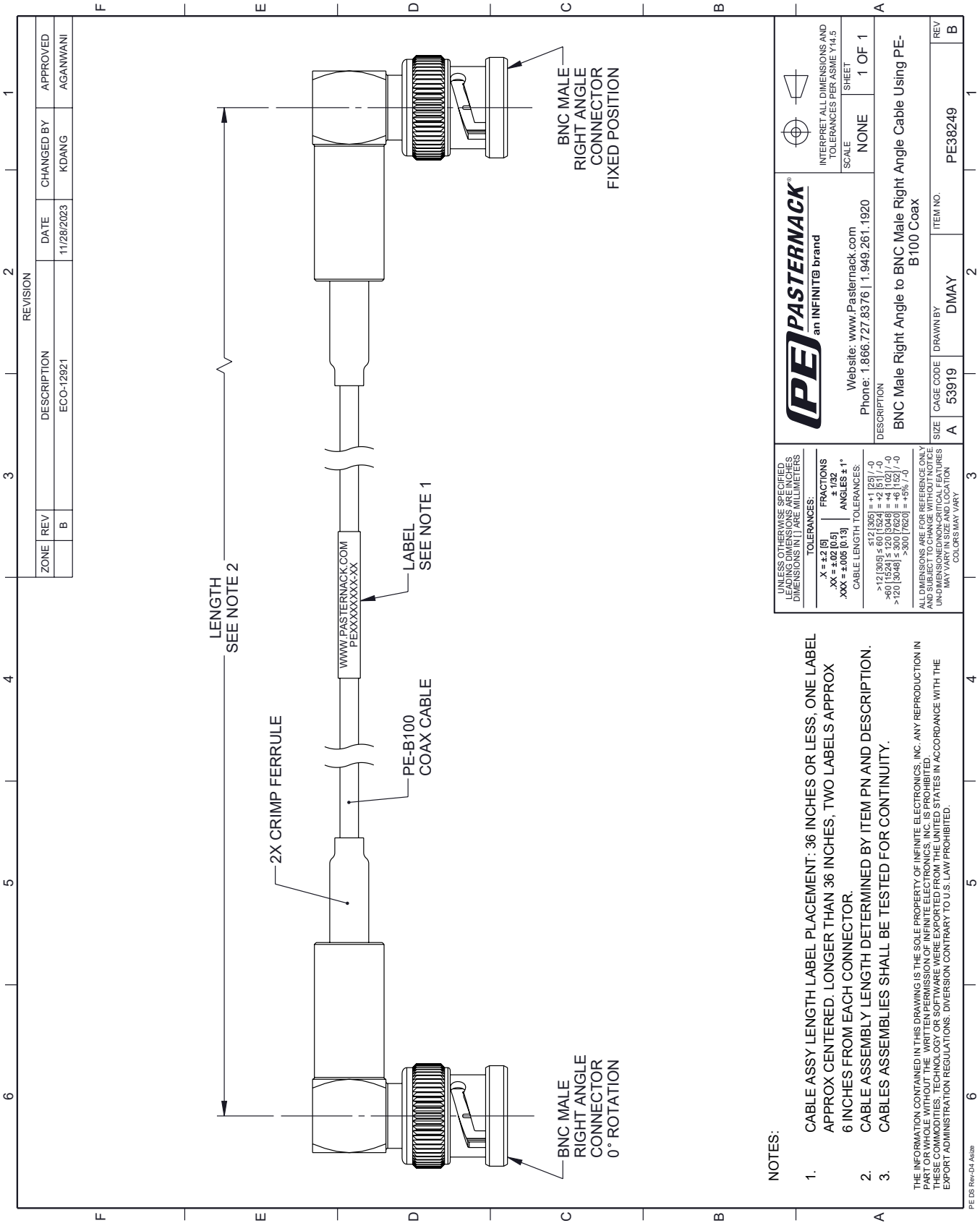
Click the following link (or enter part number in "SEARCH" on website) to obtain additional part information including price, inventory and certifications: [BNC Male Right Angle to BNC Male Right Angle Cable 36 Inch Length Using PE-B100 Coax PE38249-36](#)

URL: <https://www.pasternack.com/bnc-male-bnc-male-pe-b100-cable-assembly-pe38249-36-p.aspx>

The information contained within this document is accurate to the best of our knowledge and representative of the part described herein. It may be necessary to make modifications to the part and/or the documentation of the part in order to implement improvements. Pasternack Enterprises reserves the right to make such changes as required. Unless otherwise stated, all specifications are nominal. Pasternack Enterprises does not make any representation or warranty regarding the suitability of the part described herein for any particular purpose, and Pasternack Enterprises does not assume liability arising out of the use of any part or document.

PE38249-36 CAD Drawing

BNC Male Right Angle to BNC Male Right Angle Cable 36 Inch Length Using PE-B100 Coax



REVISION		DATE	CHANGED BY	APPROVED
ZONE	REV			
	B	11/28/2023	KDANG	AGANWANI
DESCRIPTION				
ECO-12921				

PE PASTERNAK
an INFINITB brand

Website: www.Pasternack.com
Phone: 1.866.727.8376 | 1.949.261.1920

DESCRIPTION: BNC Male Right Angle to BNC Male Right Angle Cable Using PE-B100 Coax

SCALE: NONE
SHEET: 1 OF 1

INTERPRET ALL DIMENSIONS AND TOLERANCES PER ASME Y14.5

SIZE	CAGE CODE	DRAWN BY	ITEM NO.
A	53919	DMAY	PE38249

UNLESS OTHERWISE SPECIFIED LEADING DIMENSIONS ARE IN INCHES DIMENSIONS IN [] ARE MILLIMETERS

TOLERANCES:
 .X = ±.2 [5]
 .XX = ±.02 [0.5]
 .XXX = ±.005 [0.13]

ANGLES ± 1°
 CABLE LENGTH TOLERANCES:
 <12 [305] ±.60 [1524] = +.2 [51] / -0
 >12 [305] ±.60 [1524] = +.2 [51] / -0
 >120 [3048] ±.300 [7620] = +.5% [1.9]

ALL DIMENSIONS ARE FOR REFERENCE ONLY UNLESS OTHERWISE SPECIFIED UNDIMENSIONS/NON-CRITICAL FEATURES MAY VARY IN SIZE AND LOCATION COLORS MAY VARY

NOTES:
 1. CABLE ASSY LENGTH LABEL PLACEMENT: 36 INCHES OR LESS, ONE LABEL APPROX CENTERED. LONGER THAN 36 INCHES, TWO LABELS APPROX 6 INCHES FROM EACH CONNECTOR.
 2. CABLE ASSEMBLY LENGTH DETERMINED BY ITEM PN AND DESCRIPTION.
 3. CABLES ASSEMBLIES SHALL BE TESTED FOR CONTINUITY.

THE INFORMATION CONTAINED IN THIS DRAWING IS THE SOLE PROPERTY OF INFINITE ELECTRONICS, INC. ANY REPRODUCTION IN PART OR WHOLE WITHOUT THE WRITTEN PERMISSION OF INFINITE ELECTRONICS, INC. IS PROHIBITED. THESE COMMODITIES, TECHNOLOGY OR SOFTWARE WERE EXPORTED FROM THE UNITED STATES IN ACCORDANCE WITH THE EXPORT ADMINISTRATION REGULATIONS. DIVERSION CONTRARY TO U.S. LAW PROHIBITED.

PE DS Rev-D4-A320