

N Male to N Male Cable 24 Inch Length Using RG402 Coax, LF Solder



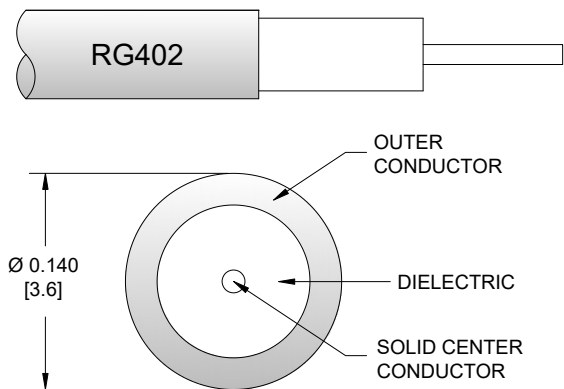
PE3827LF-24

Configuration

- Connector 1: N Male
- Connector 2: N Male
- Cable Type: RG402
- Coax Flex Type: Semi-Rigid

Features

- Max Frequency 11 GHz



Applications

- General Purpose
- Laboratory Use

Description

Pasternack's PE3827LF-24 type N male to type N male 24 inch cable using RG402 coax is part of our full line of RF components available for same-day shipping. Pasternack's semi-rigid RF cable assemblies are ideal for high performance applications and can be formed, using proper tooling, to the routing pattern required. This Pasternack type N to type N cable assembly has a male to male gender configuration with 50 ohm semi-rigid RG402 coax. The PE3827LF-24 type N male to type N male cable assembly operates to 11 GHz.

Custom versions of most RF cable assemblies can be built and shipped same day. Custom cable assembly lengths can be obtained by specifying the desired length on the web site at time of order or by contacting a sales representative. Other available RF cable assembly value added services include connector orientation or clocking, heat shrink booting and custom labeling. RF testing can also be performed to document the electrical performance of your cable assembly.

Electrical Specifications

Description	Minimum	Typical	Maximum	Units
Frequency Range	DC		11	GHz
Capacitance		29.9 [98.1]		pF/ft [pF/m]
Dielectric Withstanding Voltage (AC)			2,500	Vrms

Specifications by Frequency

Description	F1	F2	F3	F4	F5	Units
Frequency	0.5	1	2.5	5	11	GHz
Insertion Loss (Typ.)	0.32	0.44	0.55	0.733	1.15	dB

Mechanical Specifications

Cable Assembly
Width/Diameter

0.827 in [21.01 mm]

N Male to N Male Cable 24 Inch Length
Using RG402 Coax, LF Solder



PE3827LF-24

Weight	0.234 lbs [106.14 g]
Cable	
Cable Type	RG402
Impedance	50 Ohms
Inner Conductor Type	Solid
Inner Conductor Material and Plating	Copper Clad Steel, Silver
Dielectric Type	PTFE
Number of Shields	1
Shield Layer 1	Copper
Jacket Material	Tan

Connectors

Description	Connector 1	Connector 2
Type	N Male	N Male
Specification	MIL-STD-348A	MIL-STD-348A
Impedance	50 Ohms	50 Ohms
Configuration	Straight	Straight
Contact Material and Plating	Brass, Gold	Brass, Gold
Contact Plating Specification	30μ in. minimum	30μ in. minimum
Dielectric Type	Teflon	Teflon
Body Material and Plating	Brass, Gold	Brass, Gold

Environmental Specifications

Compliance Certifications (see [product page](#) for current document)

Plotted and Other Data

Notes:
Values at 25°C, sea level.

N Male to N Male Cable 24 Inch Length
Using RG402 Coax, LF Solder

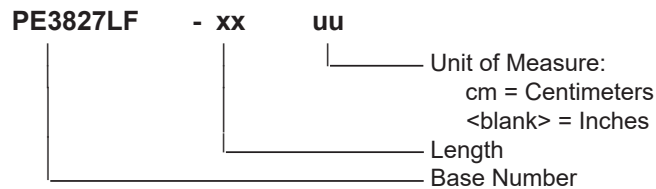


PE3827LF-24

Typical Performance Data

How to Order

Part Number Configuration:



Example: PE3827LF-12 = 12 inches long cable
PE3827LF-100cm = 100 cm long cable

N Male to N Male Cable 24 Inch Length Using RG402 Coax, LF Solder from Pasternack Enterprises has same day shipment for domestic and International orders. Our RF, microwave and millimeter wave products maintain a 99.4% availability and are part of the broadest selection in the industry.

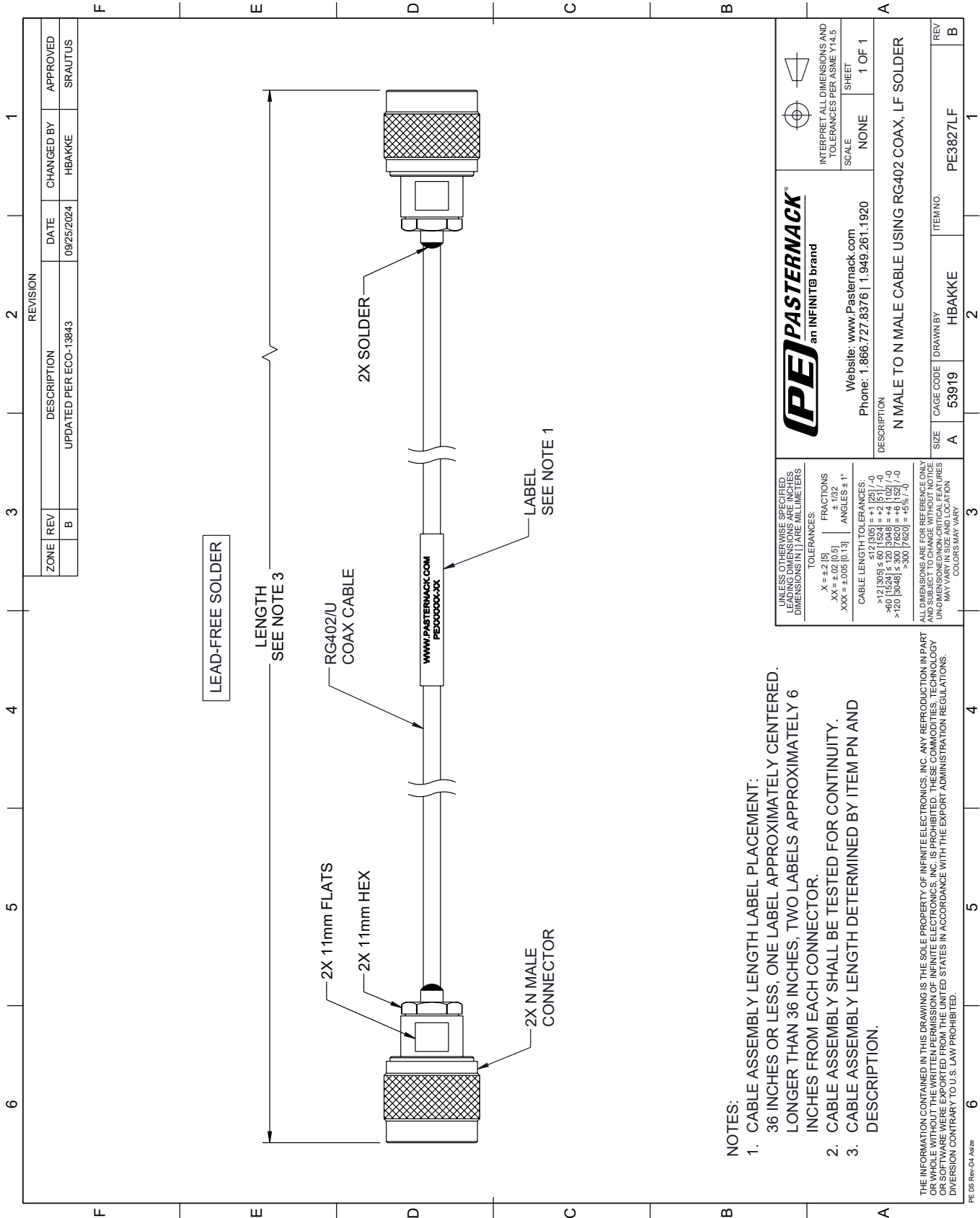
Click the following link (or enter part number in "SEARCH" on website) to obtain additional part information including price, inventory and certifications: [N Male to N Male Cable 24 Inch Length Using RG402 Coax, LF Solder PE3827LF-24](#)

URL: <https://www.pasternack.com/n-male-n-male-rg402u-cable-assembly-pe3827lf-24-p.aspx>

The information contained within this document is accurate to the best of our knowledge and representative of the part described herein. It may be necessary to make modifications to the part and/or the documentation of the part in order to implement improvements. Pasternack Enterprises reserves the right to make such changes as required. Unless otherwise stated, all specifications are nominal. Pasternack Enterprises does not make any representation or warranty regarding the suitability of the part described herein for any particular purpose, and Pasternack Enterprises does not assume liability arising out of the use of any part or document.

PE3827LF-24 CAD Drawing

N Male to N Male Cable 24 Inch Length Using RG402 Coax, LF Solder



REVISION		DATE	CHANGED BY	APPROVED
ZONE	REV	DESCRIPTION		
	B	UPDATED PER ECO-13843	HBAKKE	SRAUTUS

PE PASTERNAK
an INFINITI® brand

Website: www.Pasternack.com
Phone: 1.866.727.8376 | 1.949.261.1920

INTERPRET ALL DIMENSIONS AND TOLERANCES PER ASME Y14.5
SCALE NONE SHEET 1 OF 1

DESCRIPTION: N MALE TO N MALE CABLE USING RG402 COAX, LF SOLDER

SIZE	A	CAGE CODE	53919	DRAWN BY	HBAKKE	ITEM NO.	PE3827LF
REV	B						

UNLESS OTHERWISE SPECIFIED, LEADING DIMENSIONS ARE IN INCHES, DIMENSIONS IN [] ARE MILLIMETERS.

TOLERANCES:
 .X = ±.2 [5]
 .XX = ±.02 [0.5]
 .XXX = ±.005 [0.13]
 FRACTIONS ± 1/32
 ANGLES ± 1°

CABLE LENGTH TOLERANCES:
 >12 [305] ≤ 60 [1524] = ±.1 [2.5] / -0
 >60 [1524] ≤ 120 [3048] = ±.4 [102] / -0
 >120 [3048] ≤ 300 [7620] = ±.6 [152] / -0
 >300 [7620] = ±.6% / -0

ALL DIMENSIONS ARE FOR REFERENCE ONLY. UNLESS OTHERWISE SPECIFIED, DIMENSIONS ARE IN INCHES. DIMENSIONS IN [] ARE IN MILLIMETERS. UNLESS OTHERWISE SPECIFIED, LEADING DIMENSIONS ARE IN INCHES, DIMENSIONS IN [] ARE MILLIMETERS. COLORS MAY VARY.

- NOTES:
1. CABLE ASSEMBLY LENGTH LABEL PLACEMENT: 36 INCHES OR LESS, ONE LABEL APPROXIMATELY CENTERED, LONGER THAN 36 INCHES, TWO LABELS APPROXIMATELY 6 INCHES FROM EACH CONNECTOR.
 2. CABLE ASSEMBLY SHALL BE TESTED FOR CONTINUITY.
 3. CABLE ASSEMBLY LENGTH DETERMINED BY ITEM PN AND DESCRIPTION.

THE INFORMATION CONTAINED IN THIS DRAWING IS THE SOLE PROPERTY OF INFINITE ELECTRONICS, INC. ANY REPRODUCTION IN PART OR WHOLE WITHOUT THE WRITTEN PERMISSION OF INFINITE ELECTRONICS, INC. IS PROHIBITED. THESE COMMODITIES, TECHNOLOGY OR SOFTWARE WERE EXPORTED FROM THE UNITED STATES IN ACCORDANCE WITH THE EXPORT ADMINISTRATION REGULATIONS. DIVISION CONTRARY TO U.S. LAW PROHIBITED.

PE DS Rev-04 Add2