



## FAKRA Jack Connector Crimp/Solder Attachment for RG174, RG316, RG188, .100 inch, PE- B100, PE-C100, LMR-100, White Color

### RF Connectors Technical Data Sheet

**PE44646B**

#### Configuration

- FAKRA Jack Connector
- 50 Ohms
- Straight Body Geometry
- RG174, RG316, RG188, .100 inch, PE-B100, PE-C100, LMR-100 Interface Type
- Crimp/Solder Attachment

#### Features

- Max. Operating Frequency 4 GHz
- Good VSWR of 1.3:1
- Gold Plated Phosphor Bronze Contact

#### Applications

- General Purpose Test
- Custom Cable Assemblies

#### Description

Pasternack's PE44646B FAKRA jack connector with crimp/solder attachment for RG174, RG316, RG188, .100 inch, PE-B100, PE-C100 and LMR-100 is part of our full line of RF components available for same-day shipping. Our FAKRA jack connector operates up to a maximum frequency of 4 GHz and offers good VSWR of 1.3:1.

Our FAKRA jack connector PE44646B datasheet specifications and drawing with dimensions are shown below in this PDF. Pasternack's broad catalog of RF, microwave and millimeter wave connectors allows designers to configure and customize their signal connections however they like. Whether the need is to provide an I/O for a board design, or simply create a custom cable assembly configuration, Pasternack has the right connector for the job. Pasternack can also expertly build your custom cable assemblies for you and ship same-day.

#### Electrical Specifications

| Description                          | Minimum | Typical | Maximum | Units |
|--------------------------------------|---------|---------|---------|-------|
| Frequency Range                      | DC      |         | 4       | GHz   |
| VSWR                                 |         |         | 1.3:1   |       |
| Operating Voltage (AC)               |         |         | 335     | Vrms  |
| Dielectric Withstanding Voltage (AC) |         |         | 1,000   | Vrms  |
| Inner Conductor DC Resistance        |         |         | 6       | mOhms |
| Outer Conductor DC Resistance        |         |         | 2.5     | mOhms |
| Insulation Resistance                | 1,000   |         |         | MOhms |

#### Mechanical Specifications

|             |                     |
|-------------|---------------------|
| <b>Size</b> |                     |
| Length      | 0.975 in [24.77 mm] |
| Width/Dia.  | 0.37 in [9.40 mm]   |
| Height      | 0.535 in [13.59 mm] |
| Weight      | 0.006 lbs [2.72 g]  |

Click the following link (or enter part number in "SEARCH" on website) to obtain additional part information including price, inventory and certifications: [FAKRA Jack Connector Crimp/Solder Attachment for RG174, RG316, RG188, .100 inch, PE-B100, PE-C100, LMR-100, White Color PE44646B](#)



FAKRA Jack Connector Crimp/Solder Attachment  
for RG174, RG316, RG188, .100 inch, PE-  
B100, PE-C100, LMR-100, White Color

## RF Connectors Technical Data Sheet

PE44646B

### Material Specifications

| Description     | Material        | Plating |
|-----------------|-----------------|---------|
| Contact         | Phosphor Bronze | Gold    |
| Insulation      | PTFE            |         |
| Outer Conductor | Brass           | Nickel  |
| Body            | Plastic         |         |

### Environmental Specifications

#### Temperature

Operating Range

-40 to +85 deg C

**Compliance Certifications** (see [product page](#) for current document)

### Plotted and Other Data

Notes:

FAKRA Jack Connector Crimp/Solder Attachment for RG174, RG316, RG188, .100 inch, PE-B100, PE-C100, LMR-100, White Color from Pasternack Enterprises has same day shipment for domestic and International orders. Our RF, microwave and millimeter wave products maintain a 99.4% availability and are part of the broadest selection in the industry.

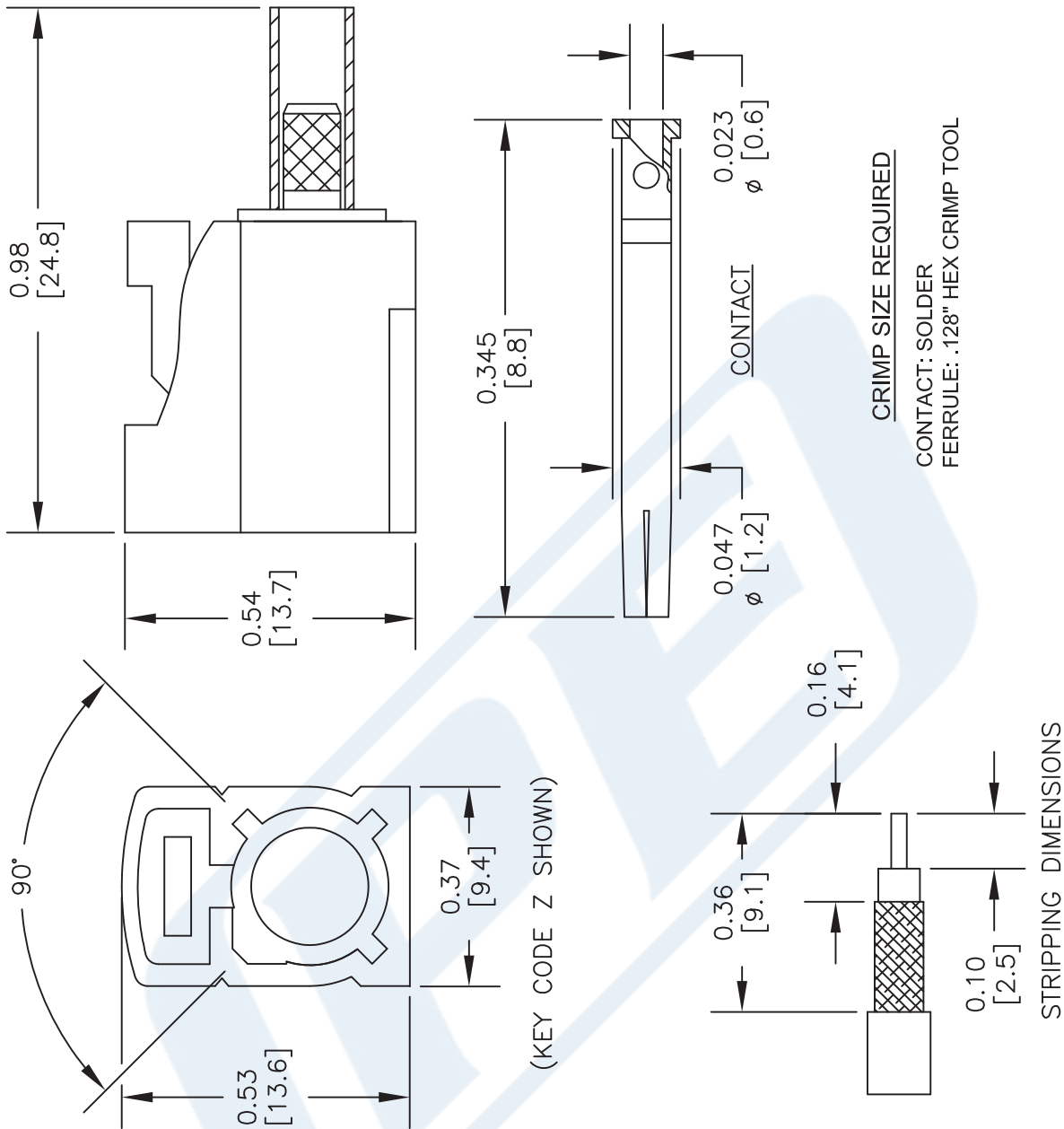
Click the following link (or enter part number in "SEARCH" on website) to obtain additional part information including price, inventory and certifications: [FAKRA Jack Connector Crimp/Solder Attachment for RG174, RG316, RG188, .100 inch, PE-B100, PE-C100, LMR-100, White Color PE44646B](#)

URL: <https://www.pasternack.com/fakra-jack-standard-pe-c100-rg174-rg316-connector-pe44646b-p.aspx>

The information contained in this document is accurate to the best of our knowledge and representative of the part described herein. It may be necessary to make modifications to the part and/or the documentation of the part, in order to implement improvements. Pasternack reserves the right to make such changes as required. Unless otherwise stated, all specifications are nominal. Pasternack does not make any representation or warranty regarding the suitability of the part described herein for any particular purpose, and Pasternack does not assume any liability arising out of the use of any part or documentation.

# PE44646B CAD Drawing

FAKRA Jack Connector Crimp/Solder Attachment for RG174, RG316, RG188, .100 inch, PE-B100, PE-C100, LMR-100, White Color



NOTES:  
1. UNLESS OTHERWISE SPECIFIED ALL DIMENSIONS ARE NOMINAL.  
2. ALL SPECIFICATIONS ARE SUBJECT TO CHANGE WITHOUT NOTICE AT ANY TIME.  
3. DIMENSIONS ARE IN INCHES [mm].

DWG TITLE  
**PE44646/Y**

CAGE CODE 53919

2233

## Part Configurator

1. Replace Y with code.

| CODING | JACK | COLOR      | APPLICATION                              |
|--------|------|------------|--|
| A      |      | BLACK      | RADIO WITH PHANTOM SUPPLY                |
| B      |      | WHITE      | RADIO WITHOUT PHANTOM SUPPLY             |
| C      |      | BLUE       | GPS: TELEMATICS OR NAVIGATION            |
| D      |      | BORDEAUX   | GSM: CELLULAR PHONE                      |
| H      |      | VIOLET     | GPS: TELEMATICS AND NAVIGATION           |
| I      |      | BEIGE      | BLUETOOTH                                |
| K      |      | CURRY      | RADIO WITH IF OUTPUT (ANTENNA DIVERSITY) |
| Z      |      | WATER BLUE | NEUTRAL CODING                           |

**PE PASTERNAK**  
THE ENGINEER'S RF SOURCE  
Pasternack Enterprises, Inc.  
P.O. Box 16759 | Irvine | CA | 92623  
Phone: (949) 261-1920 | Fax: (949) 261-7451  
Website: www.pasternack.com | E-Mail: sales@pasternack.com



FAKRA Jack Connector Crimp/Solder Attachment  
for RG174, RG316, RG188, .100 inch, PE-  
B100, PE-C100, LMR-100, White Color

RF Connectors Technical Data Sheet

PE44646B

**Configuration**

- FAKRA Jack Connector
- 50 Ohms
- Straight Body Geometry
- RG174, RG316, RG188, .100 inch, PE-B100, PE-C100, LMR-100 Interface Type
- Crimp/Solder Attachment

**Features**

- Max. Operating Frequency 4 GHz
- Good VSWR of 1.3:1
- Gold Plated Phosphor Bronze Contact

**Applications**

- General Purpose Test
- Custom Cable Assemblies

**Description**

Pasternack's PE44646B FAKRA jack connector with crimp/solder attachment for RG174, RG316, RG188, .100 inch, PE-B100, PE-C100 and LMR-100 is part of our full line of RF components available for same-day shipping. Our FAKRA jack connector operates up to a maximum frequency of 4 GHz and offers good VSWR of 1.3:1.

Our FAKRA jack connector PE44646B datasheet specifications and drawing with dimensions are shown below in this PDF. Pasternack's broad catalog of RF, microwave and millimeter wave connectors allows designers to configure and customize their signal connections however they like. Whether the need is to provide an I/O for a board design, or simply create a custom cable assembly configuration, Pasternack has the right connector for the job. Pasternack can also expertly build your custom cable assemblies for you and ship same-day.

**Electrical Specifications**

| Description                          | Minimum | Typical | Maximum | Units |
|--------------------------------------|---------|---------|---------|-------|
| Frequency Range                      | DC      |         | 4       | GHz   |
| VSWR                                 |         |         | 1.3:1   |       |
| Operating Voltage (AC)               |         |         | 335     | Vrms  |
| Dielectric Withstanding Voltage (AC) |         |         | 1,000   | Vrms  |
| Inner Conductor DC Resistance        |         |         | 6       | mOhms |
| Outer Conductor DC Resistance        |         |         | 2.5     | mOhms |
| Insulation Resistance                | 1,000   |         |         | MOhms |

**Mechanical Specifications**

|             |                     |
|-------------|---------------------|
| <b>Size</b> |                     |
| Length      | 0.975 in [24.77 mm] |
| Width/Dia.  | 0.37 in [9.40 mm]   |
| Height      | 0.535 in [13.59 mm] |
| Weight      | 0.006 lbs [2.72 g]  |

Click the following link (or enter part number in "SEARCH" on website) to obtain additional part information including price, inventory and certifications: [FAKRA Jack Connector Crimp/Solder Attachment for RG174, RG316, RG188, .100 inch, PE-B100, PE-C100, LMR-100, White Color PE44646B](#)



FAKRA Jack Connector Crimp/Solder Attachment  
for RG174, RG316, RG188, .100 inch, PE-  
B100, PE-C100, LMR-100, White Color

## RF Connectors Technical Data Sheet

PE44646B

### Material Specifications

| Description     | Material        | Plating |
|-----------------|-----------------|---------|
| Contact         | Phosphor Bronze | Gold    |
| Insulation      | PTFE            |         |
| Outer Conductor | Brass           | Nickel  |
| Body            | Plastic         |         |

### Environmental Specifications

#### Temperature

Operating Range

-40 to +85 deg C

**Compliance Certifications** (see [product page](#) for current document)

### Plotted and Other Data

Notes:

FAKRA Jack Connector Crimp/Solder Attachment for RG174, RG316, RG188, .100 inch, PE-B100, PE-C100, LMR-100, White Color from Pasternack Enterprises has same day shipment for domestic and International orders. Our RF, microwave and millimeter wave products maintain a 99.4% availability and are part of the broadest selection in the industry.

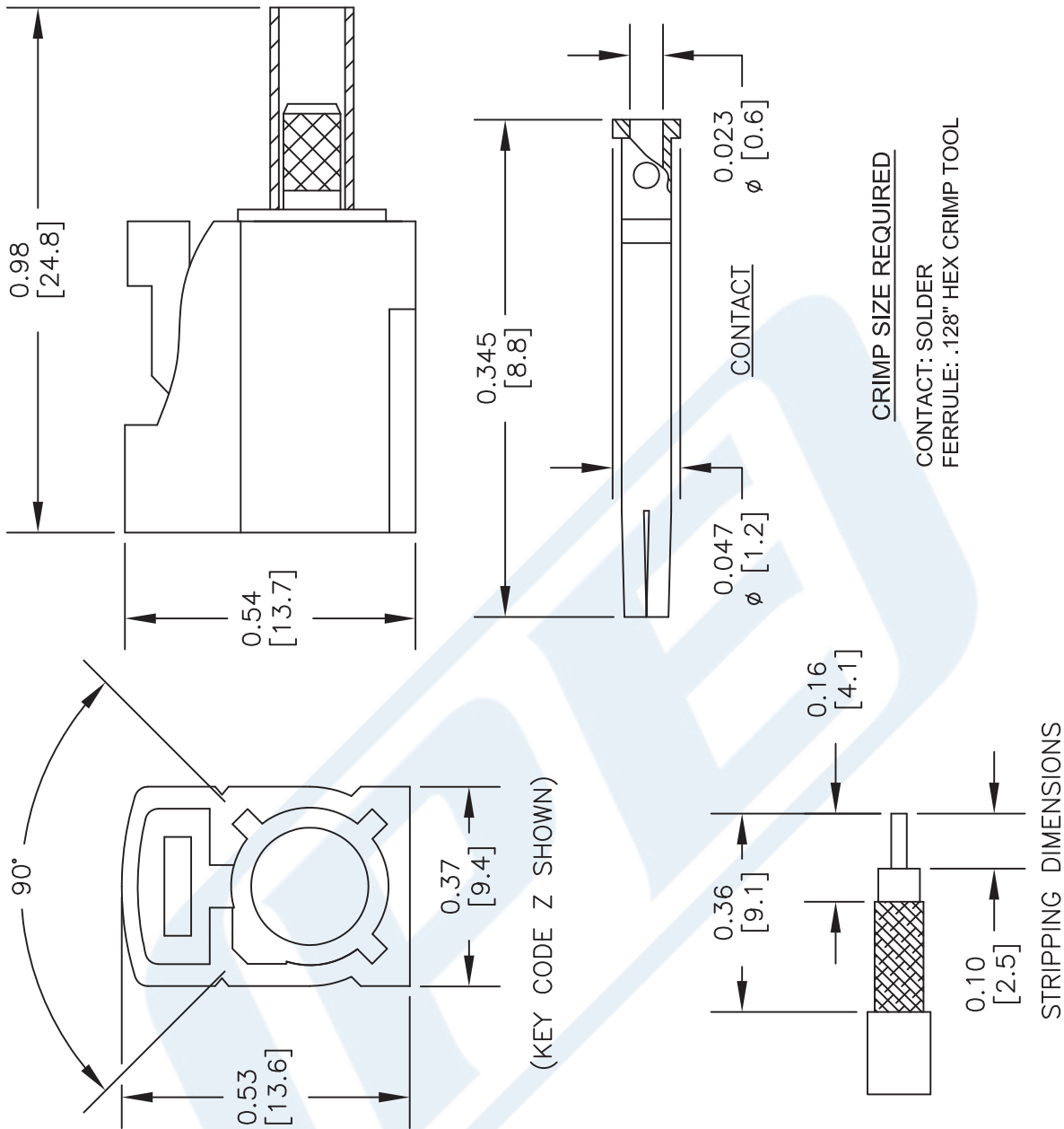
Click the following link (or enter part number in "SEARCH" on website) to obtain additional part information including price, inventory and certifications: [FAKRA Jack Connector Crimp/Solder Attachment for RG174, RG316, RG188, .100 inch, PE-B100, PE-C100, LMR-100, White Color PE44646B](#)

URL: <https://www.pasternack.com/fakra-jack-standard-pe-c100-rg174-rg316-connector-pe44646b-p.aspx>

The information contained in this document is accurate to the best of our knowledge and representative of the part described herein. It may be necessary to make modifications to the part and/or the documentation of the part, in order to implement improvements. Pasternack reserves the right to make such changes as required. Unless otherwise stated, all specifications are nominal. Pasternack does not make any representation or warranty regarding the suitability of the part described herein for any particular purpose, and Pasternack does not assume any liability arising out of the use of any part or documentation.

# PE44646B CAD Drawing

FAKRA Jack Connector Crimp/Solder Attachment for RG174, RG316, RG188, .100 inch, PE-B100, PE-C100, LMR-100, White Color



NOTES:  
1. UNLESS OTHERWISE SPECIFIED ALL DIMENSIONS ARE NOMINAL.  
2. ALL SPECIFICATIONS ARE SUBJECT TO CHANGE WITHOUT NOTICE AT ANY TIME.  
3. DIMENSIONS ARE IN INCHES [mm].

DWG TITLE  
**PE44646/Y**

CAGE CODE 53919

2233

## Part Configurator

1. Replace Y with code.

| CODING | JACK | COLOR      | APPLICATION                              |
|--------|------|------------|--|
| A      |      | BLACK      | RADIO WITH PHANTOM SUPPLY                |
| B      |      | WHITE      | RADIO WITHOUT PHANTOM SUPPLY             |
| C      |      | BLUE       | GPS: TELEMATICS OR NAVIGATION            |
| D      |      | BORDEAUX   | GSM: CELLULAR PHONE                      |
| H      |      | VIOLET     | GPS: TELEMATICS AND NAVIGATION           |
| I      |      | BEIGE      | BLUETOOTH                                |
| K      |      | CURRY      | RADIO WITH IF OUTPUT (ANTENNA DIVERSITY) |
| Z      |      | WATER BLUE | NEUTRAL CODING                           |

**PE PASTERNAK**  
THE ENGINEER'S RF SOURCE  
Pasternack Enterprises, Inc.  
P.O. Box 16759 | Irvine | CA | 92623  
Phone: (949) 261-1920 | Fax: (949) 261-7451  
Website: www.pasternack.com | E-Mail: sales@pasternack.com

## Flexible RG316 Coax Cable Single Shielded with Tan FEP Jacket

### RF Cables Technical Data Sheet

**RG316/U**

#### Configuration

- Flexible Cable
- 1 Shield(s)

#### Features

- High Flexibility
- FEP Jacket
- Velocity of Propagation 69%

#### Applications

- General Purpose
- Antenna Feeds
- Communication Systems
- Wireless Systems
- Indoor / Outdoor Uses
- High Temperature Applications
- High Flexibility Applications
- Jumper Cable Assemblies

#### Description

Flexible coaxial cable are ideal for applications where tight bends and continual flexure are required. Pasternack's RG316/U is a single shielded flexible coax cable with FEP jacket and compatible with a wide selection of connector types. This RG316/U coaxial cable has a stranded inner conductor for better flexibility and operates up to 3 GHz. The FEP jacket of this RG316/U coax cable makes it suitable for indoor/outdoor uses and high temperature applications. RG316/U datasheet specifications and outline drawing for this flexible cable are shown in the PDF below.

Pasternack carries a wide range of cables ready to ship same day to fit your needs. They are available in corrugated, flexible, formable or semi-rigid versions with different constructions of conductor materials, dielectric materials, shielding configurations and jacket materials. Our cables are designed to fit a wide range of performance criteria including attenuation, operating temperature, environmental factor, and power capability.

#### Electrical Specifications

| Description                          | Minimum | Typical | Maximum     | Units  |
|--------------------------------------|---------|---------|-------------|--------|
| Frequency Range                      | DC      |         | 3           | GHz    |
| Impedance                            |         | 50      |             | Ohms   |
| Velocity of Propagation              |         | 69      |             | %      |
| Operating Voltage (AC)               |         |         | 900         | Vrms   |
| Dielectric Withstanding Voltage (AC) |         |         | 2,000       | Vrms   |
| Jacket Spark                         |         |         | 2,000       | Vrms   |
| Nominal Capacitance                  |         |         | 32 [104.99] | [pF/m] |

Click the following link (or enter part number in "SEARCH" on website) to obtain additional part information including price, inventory and certifications: [Flexible RG316 Coax Cable Single Shielded with Tan FEP Jacket RG316/U](#)

## Flexible RG316 Coax Cable Single Shielded with Tan FEP Jacket

RF Cables  
Technical Data Sheet

RG316/U

## Performance by Frequency Band

| Description      | F1    | F2    | F3   | F4     | F5     | Units    |
|------------------|-------|-------|------|--------|--------|----------|
| Frequency        | 0.05  | 0.1   | 0.4  | 1      | 3      | GHz      |
| Attenuation, Typ | 7.5   | 11    | 21   | 38     | 58     | dB/100ft |
|                  | 24.61 | 36.09 | 68.9 | 124.67 | 190.29 | dB/100m  |

## Mechanical Specifications

|          |                         |
|----------|-------------------------|
| Diameter | 0.102 in [2.59 mm]      |
| Weight   | 0.01 lbs/ft [0.01 Kg/m] |

## Construction Specifications

| Description     | Material and Plating                       | Diameter           |
|-----------------|--|--------------------|
| Inner Conductor | Copper Clad Steel, Silver7                 | 0.02 in 0.51 mm    |
| Conductor Type  | Stranded                                   |                    |
| Dielectric      | PTFE                                       | 0.06 in 1.52 mm    |
| First Shield    | Silver Plated Copper Braid<br>95% coverage | 0.081 in 2.06 mm   |
| Jacket          | FEP, Tan                                   | 0.102 in [2.59 mm] |

## Environmental Specifications

|                                |                   |
|--------------------------------|-------------------|
| Temperature<br>Operating Range | -55 to +200 deg C |
|--------------------------------|-------------------|

Click the following link (or enter part number in "SEARCH" on website) to obtain additional part information including price, inventory and certifications: [Flexible RG316 Coax Cable Single Shielded with Tan FEP Jacket RG316/U](#)

## Flexible RG316 Coax Cable Single Shielded with Tan FEP Jacket

### RF Cables Technical Data Sheet

RG316/U

**Compliance Certifications** (see [product page](#) for current document)

#### Plotted and Other Data

Notes:

Flexible RG316 Coax Cable Single Shielded with Tan FEP Jacket from Pasternack Enterprises has same day shipment for domestic and International orders. Our RF, microwave and millimeter wave products maintain a 99.4% availability and are part of the broadest selection in the industry.

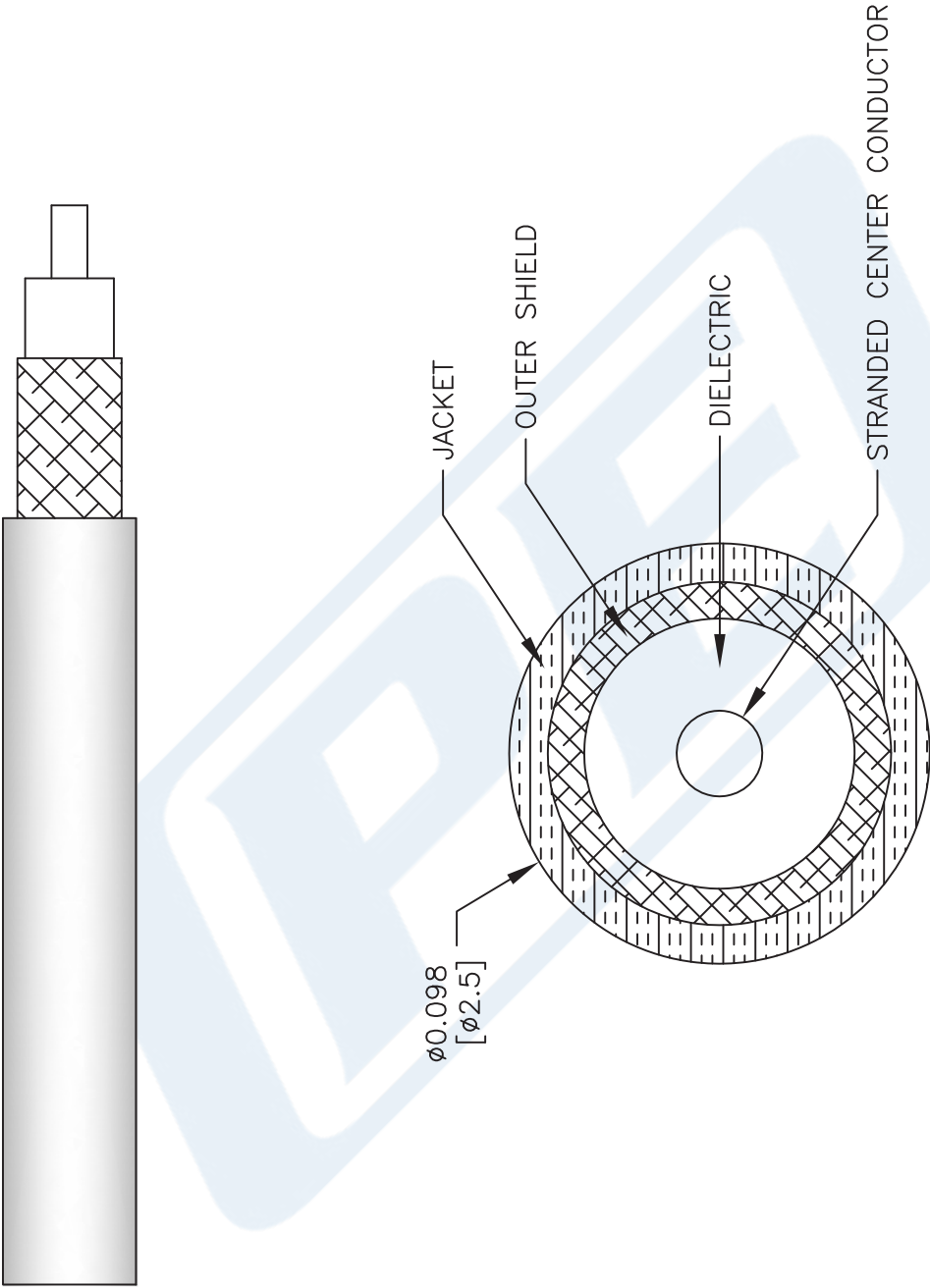
Click the following link (or enter part number in "SEARCH" on website) to obtain additional part information including price, inventory and certifications: [Flexible RG316 Coax Cable Single Shielded with Tan FEP Jacket RG316/U](#)

URL: <https://www.pasternack.com/flexible-rg316u-fep-jacket-silver-plated-copper-braid-outer-conductor-single-shielded-rg316-u-p.aspx>

The information contained in this document is accurate to the best of our knowledge and representative of the part described herein. It may be necessary to make modifications to the part and/or the documentation of the part, in order to implement improvements. Pasternack reserves the right to make such changes as required. Unless otherwise stated, all specifications are nominal. Pasternack does not make any representation or warranty regarding the suitability of the part described herein for any particular purpose, and Pasternack does not assume any liability arising out of the use of any part or documentation.

RG316/U CAD Drawing

Flexible RG316 Coax Cable Single Shielded with Tan FEP Jacket



NOTES:  
1. UNLESS OTHERWISE SPECIFIED ALL DIMENSIONS ARE NOMINAL.  
2. ALL SPECIFICATIONS ARE SUBJECT TO CHANGE WITHOUT NOTICE AT ANY TIME.  
3. DIMENSIONS ARE IN INCHES [mm].

DWG TITLE  
**RG316/U**

FSCM NO. 53919

41742

SIZE A

SCALE N/A

CAD FILE 111716



Pasternack Enterprises, Inc.  
P.O. Box 16759 | Irvine | CA | 92623  
Phone: (949) 261-1920 | Fax: (949) 261-7451  
Website: [www.pasternack.com](http://www.pasternack.com) | E-Mail: [sales@pasternack.com](mailto:sales@pasternack.com)