



SMC Jack Bulkhead Connector Crimp/Solder Attachment For RG178, RG196

TECHNICAL DATA SHEET

PE4365

SMC Jack Bulkhead Connector Crimp/Solder Attachment For RG178, RG196

Configuration

Connector	SMC Jack
Connector Specification	MIL-C-39012
Connector Interface Type	RG178, RG196
Cable Attachment Method (Shield/Contact)	Crimp/Solder
Body Style	Straight
Mount Method	Bulkhead

Electrical Specifications

Impedance, Ohms	50
-----------------	----

Mechanical Specifications

Temperature

Operating Range, deg C	-65 to +165
------------------------	-------------

Size

Length, in [mm]	1.21 [30.73]
Width/Dia., in [mm]	0.25 [6.35]
Weight, lbs [g]	0.006 [2.72]

Connector

Type	SMC Jack
Contact Material and Plating	Gold
Contact Plating Specification	MIL-G-45204
Body Material and Plating	Brass, Nickel
Dielectric Type	Teflon

Compliance Certifications (visit www.Pasternack.com for current document)

Plotted and Other Data

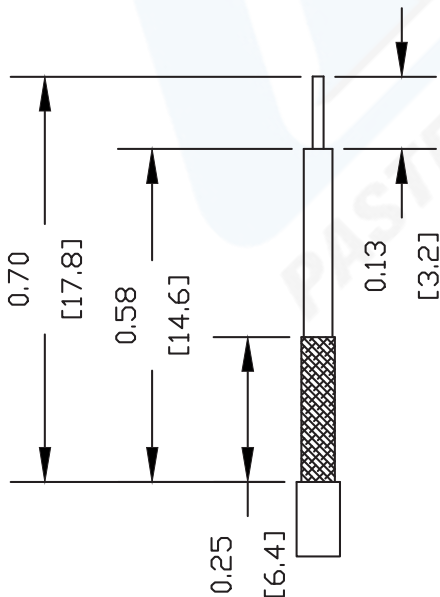
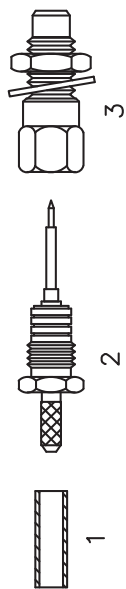
Notes:	Values at 25 °C, sea level
--------	----------------------------

SMC Jack Bulkhead Connector Crimp/Solder Attachment For RG178, RG196 from Pasternack Enterprises has same day shipment for domestic and International orders. Our RF, microwave and fiber optic products maintain a 99% availability and are part of the broadest selection in the industry.

Click the following link (or enter part number in "SEARCH" on website) to obtain additional part information including price, inventory and certifications: [SMC Jack Bulkhead Connector Crimp/Solder Attachment For RG178, RG196 PE4365](http://www.pasternack.com/smc-jack-standard-rg178-rg196-connector-pe4365-p.aspx)

URL: <http://www.pasternack.com/smc-jack-standard-rg178-rg196-connector-pe4365-p.aspx>

The information contained in this document is accurate to the best of our knowledge and representative of the part described herein. It may be necessary to make modifications to the part and/or the documentation of the part, in order to implement improvements. Pasternack reserves the right to make such changes as required. Unless otherwise stated, all specifications are nominal.



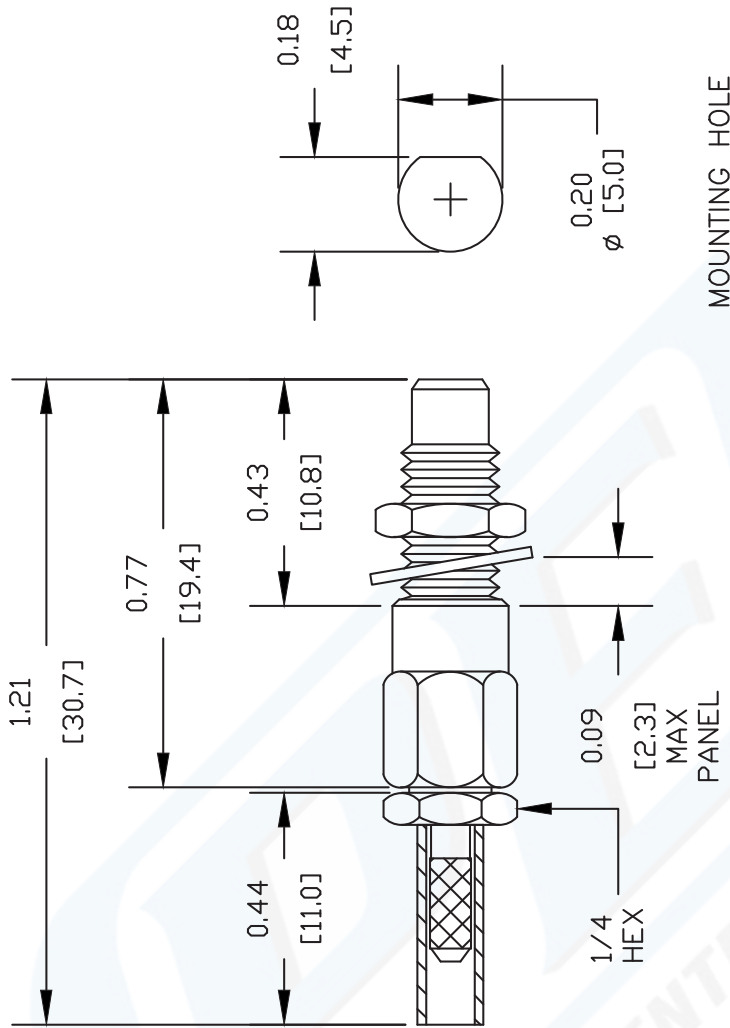
STRIPPING DIMENSIONS

ASSEMBLY PROCEDURES

1. SLIDE FERRULE (1) OVER CABLE. STRIP CABLE AS SHOWN.
2. FLAIR BRAID INSERT EXTENSION (2) OVER DIELECTRIC AND UNDER BRAID UNTIL IT STOPS. SLIDE FERRULE (1) OVER BRAID AND BUTT AGAINST EXTENSION (2).
3. SOLDER CENTER CONDUCTOR TO CONTACT (2). THRU HOLE IN CONTACT.
4. INSERT ASSEMBLY 1 & 2 INTO CONNECTOR BODY (3) AND TIGHTEN. CRIMP FERRULE (1) TO CABLE.

CRIMP SIZE REQUIRED

FERRULE: .128" HEX CRIMP TOOL



DWG TITLE

PE4365

NOTES:

1. UNLESS OTHERWISE SPECIFIED ALL DIMENSIONS ARE NOMINAL.
2. ALL SPECIFICATIONS ARE SUBJECT TO CHANGE WITHOUT NOTICE AT ANY TIME.
3. DIMENSIONS ARE IN INCHES [mm].
4. FITS MIL-C-17 AND EQUIVALENT CABLES.

Pasternack Enterprises, Inc.
P.O. Box 16759 | Irvine | CA | 92623
Phone: (949) 261-1920 | Fax: (949) 261-7451
Website: www.pasternack.com | E-Mail: sales@pasternack.com

FSCM NO. 53919

CAD FILE 091008

SCALE N/A

SIZE A

127



SMC Jack Bulkhead Connector Crimp/Solder Attachment For RG178, RG196

TECHNICAL DATA SHEET

PE4365

SMC Jack Bulkhead Connector Crimp/Solder Attachment For RG178, RG196

Configuration

Connector	SMC Jack
Connector Specification	MIL-C-39012
Connector Interface Type	RG178, RG196
Cable Attachment Method (Shield/Contact)	Crimp/Solder
Body Style	Straight
Mount Method	Bulkhead

Electrical Specifications

Impedance, Ohms	50
-----------------	----

Mechanical Specifications

Temperature

Operating Range, deg C	-65 to +165
------------------------	-------------

Size

Length, in [mm]	1.21 [30.73]
Width/Dia., in [mm]	0.25 [6.35]
Weight, lbs [g]	0.006 [2.72]

Connector

Type	SMC Jack
Contact Material and Plating	Gold
Contact Plating Specification	MIL-G-45204
Body Material and Plating	Brass, Nickel
Dielectric Type	Teflon

Compliance Certifications (visit www.Pasternack.com for current document)

Plotted and Other Data

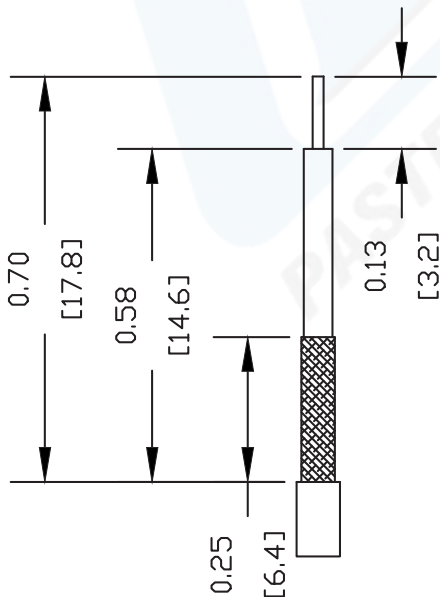
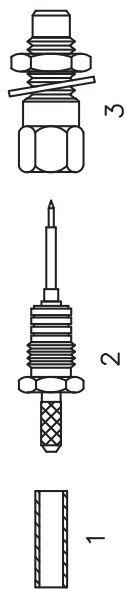
Notes:	Values at 25 °C, sea level
--------	----------------------------

SMC Jack Bulkhead Connector Crimp/Solder Attachment For RG178, RG196 from Pasternack Enterprises has same day shipment for domestic and International orders. Our RF, microwave and fiber optic products maintain a 99% availability and are part of the broadest selection in the industry.

Click the following link (or enter part number in "SEARCH" on website) to obtain additional part information including price, inventory and certifications: [SMC Jack Bulkhead Connector Crimp/Solder Attachment For RG178, RG196 PE4365](http://www.pasternack.com/smc-jack-standard-rg178-rg196-connector-pe4365-p.aspx)

URL: <http://www.pasternack.com/smc-jack-standard-rg178-rg196-connector-pe4365-p.aspx>

The information contained in this document is accurate to the best of our knowledge and representative of the part described herein. It may be necessary to make modifications to the part and/or the documentation of the part, in order to implement improvements. Pasternack reserves the right to make such changes as required. Unless otherwise stated, all specifications are nominal.



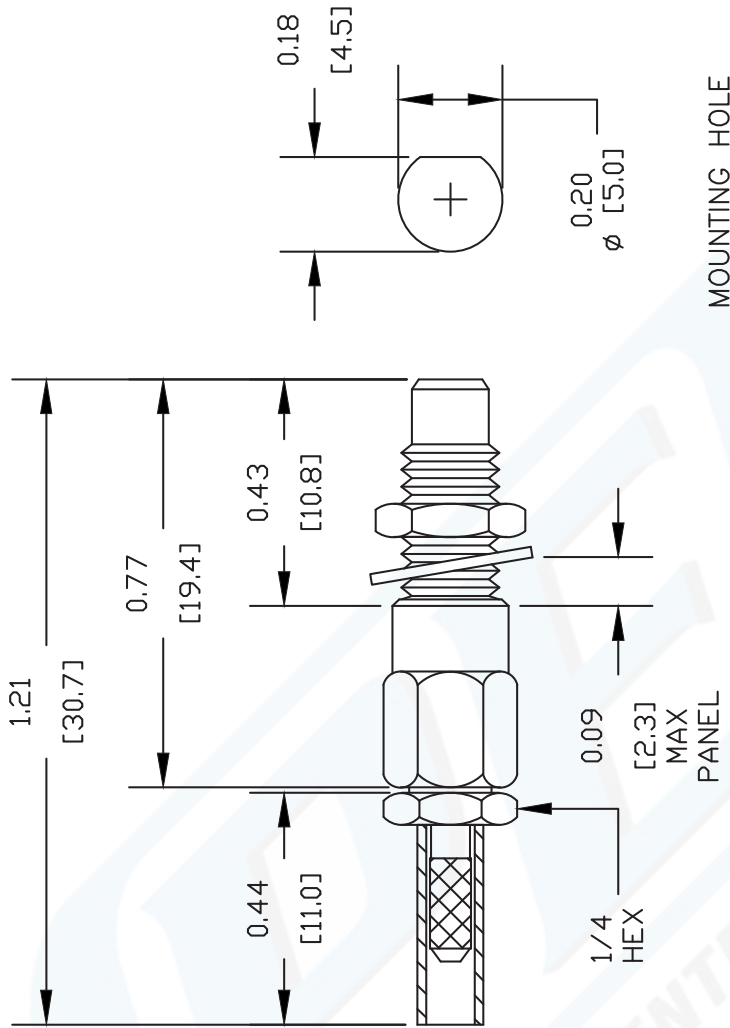
STRIPPING DIMENSIONS

ASSEMBLY PROCEDURES

1. SLIDE FERRULE (1) OVER CABLE. STRIP CABLE AS SHOWN.
2. FLAIR BRAID INSERT EXTENSION (2) OVER DIELECTRIC AND UNDER BRAID UNTIL IT STOPS. SLIDE FERRULE (1) OVER BRAID AND BUTT AGAINST EXTENSION (2).
3. SOLDER CENTER CONDUCTOR TO CONTACT (2). THRU HOLE IN CONTACT.
4. INSERT ASSEMBLY 1 & 2 INTO CONNECTOR BODY (3) AND TIGHTEN. CRIMP FERRULE (1) TO CABLE.

CRIMP SIZE REQUIRED

FERRULE: .128" HEX CRIMP TOOL



PASTERNAK®
Pasternack Enterprises, Inc.
P.O. Box 16759 | Irvine | CA | 92623
Phone: (949) 261-1920 | Fax: (949) 261-7451
Website: www.pasternack.com | E-Mail: sales@pasternack.com

DWG TITLE

PE4365

NOTES:
1. UNLESS OTHERWISE SPECIFIED ALL DIMENSIONS ARE NOMINAL.
2. ALL SPECIFICATIONS ARE SUBJECT TO CHANGE WITHOUT NOTICE AT ANY TIME.
3. DIMENSIONS ARE IN INCHES [mm].
4. FITS MIL-C-17 AND EQUIVALENT CABLES.

REV. A

FSCM NO. 53919

CAD FILE 091008

SCALE N/A

SIZE A

127

Flexible RG178 Coax Cable Single Shielded with Tan FEP Jacket

RF Cables Technical Data Sheet

RG178B/U

Configuration

- Flexible Cable
- 1 Shield(s)

Electrical Specifications

Description	Minimum	Typical	Maximum	Units
Frequency Range	DC		3	GHz
Impedance		50		Ohms
Velocity of Propagation		70		%
Operating Voltage (AC)			1,000	Vrms
Nominal Capacitance		29.4 [96.46]		pF/ft [pF/m]

Performance by Frequency Band

Description	F1	F2	F3	F4	F5	Units
Frequency	0.1	0.4	1	3		GHz
Attenuation, Typ	13.81	27.8	44.41	78.4		dB/100ft
	45.31	91.21	145.7	257.22		dB/100m

Mechanical Specifications

Diameter	0.072 in [1.83 mm]
Weight	0.005 lbs/ft [0.01 Kg/m]
Min. Bend Radius (Repeated)	0.4 in [10.16 mm]

Construction Specifications

Description	Material and Plating	Diameter
Inner Conductor	Copper Clad Steel, Silver, 7 Strands	0.012 in [0.3 mm]
Conductor Type	Stranded	
Dielectric	PTFE	0.034 in [0.86 mm]
First Shield	Silver Plated Copper Braid	0.051 in [1.3 mm]

Click the following link (or enter part number in "SEARCH" on website) to obtain additional part information including price, inventory and certifications: [Flexible RG178 Coax Cable Single Shielded with Tan FEP Jacket RG178B/U](#)

Flexible RG178 Coax Cable Single Shielded with Tan FEP Jacket

RF Cables Technical Data Sheet

RG178B/U

Jacket	FEP, Tan	0.072 in [1.83 mm]
--------	----------	--------------------

Environmental Specifications

Temperature

Operating Range -55 to +200 deg C

Compliance Certifications (see [product page](#) for current document)

Plotted and Other Data

Notes:

Flexible RG178 Coax Cable Single Shielded with Tan FEP Jacket from Pasternack Enterprises has same day shipment for domestic and International orders. Our RF, microwave and millimeter wave products maintain a 99.4% availability and are part of the broadest selection in the industry.

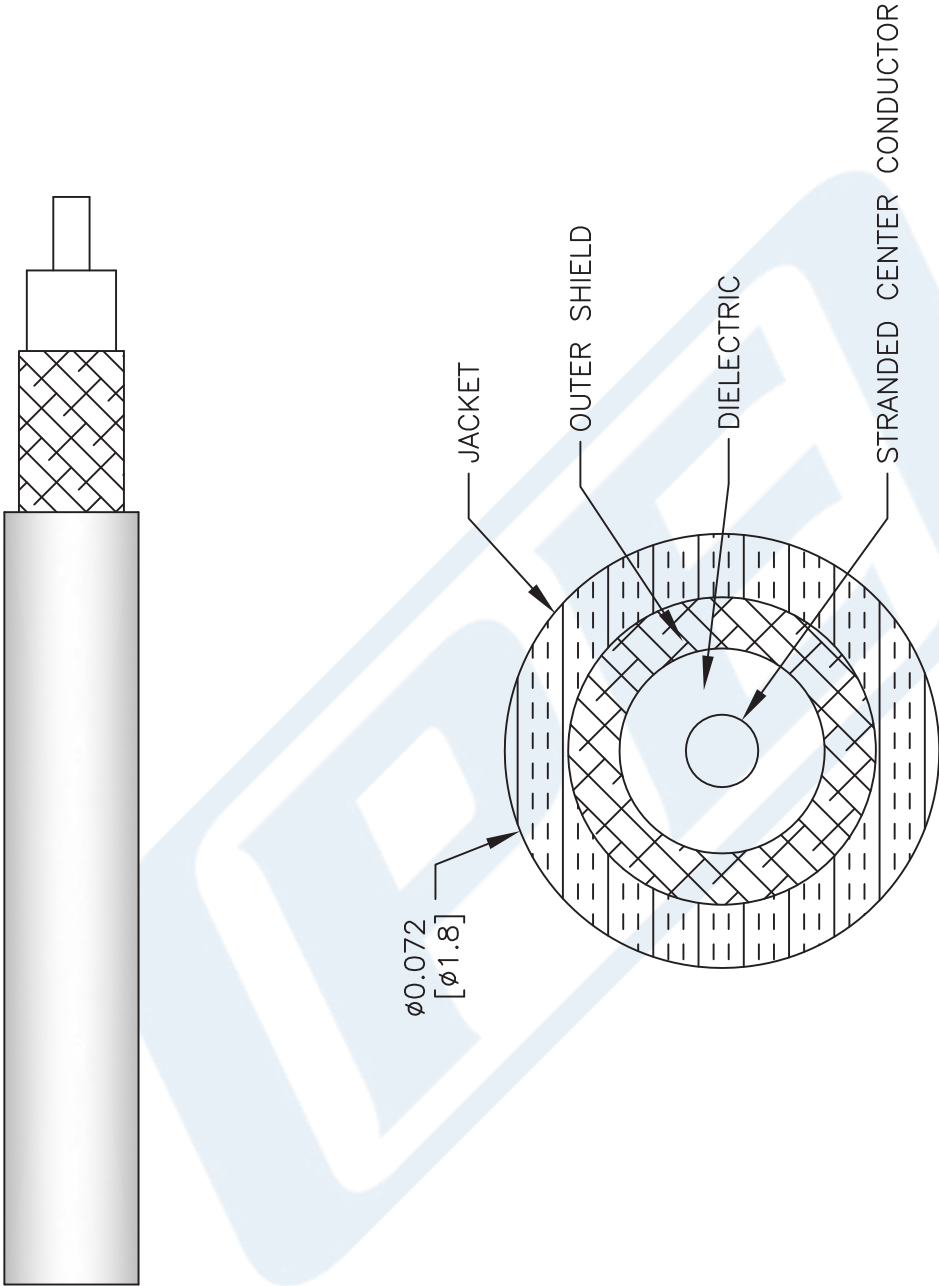
Click the following link (or enter part number in "SEARCH" on website) to obtain additional part information including price, inventory and certifications: [Flexible RG178 Coax Cable Single Shielded with Tan FEP Jacket RG178B/U](#)

URL: <https://www.pasternack.com/flexible-0.075-rg178-50-ohm-coax-cable-fep-jacket-rg178b-u-p.aspx>

The information contained in this document is accurate to the best of our knowledge and representative of the part described herein. It may be necessary to make modifications to the part and/or the documentation of the part, in order to implement improvements. Pasternack reserves the right to make such changes as required. Unless otherwise stated, all specifications are nominal. Pasternack does not make any representation or warranty regarding the suitability of the part described herein for any particular purpose, and Pasternack does not assume any liability arising out of the use of any part or documentation.

RG178B/U CAD Drawing

Flexible RG178 Coax Cable Single Shielded with Tan FEP Jacket



NOTES:
 1. UNLESS OTHERWISE SPECIFIED ALL DIMENSIONS ARE NOMINAL.
 2. ALL SPECIFICATIONS ARE SUBJECT TO CHANGE WITHOUT NOTICE AT ANY TIME.
 3. DIMENSIONS ARE IN INCHES [mm].

DWG TITLE
RG178B/U

CAGE CODE 53919

CAD FILE 062117

SCALE N/A

SIZE A

2233

PE PASTERNAK®
 THE ENGINEER'S RF SOURCE
 Pasternack Enterprises, Inc.
 P.O. Box 16759 | Irvine | CA | 92623
 Phone: (949) 261-1920 | Fax: (949) 261-7451
 Website: www.pasternack.com | E-Mail: sales@pasternack.com