

## N Male to N Male With Times Connectors Low Loss Cable 36 Inch Length Using LMR-600 Coax



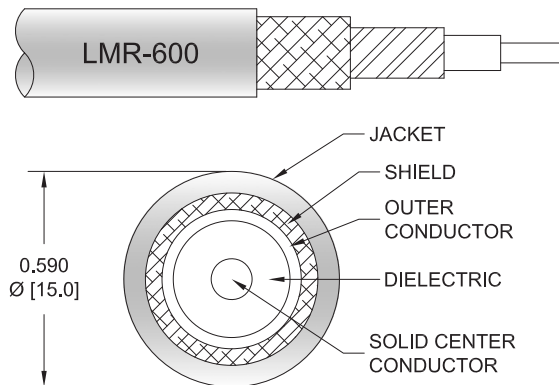
### PE3C0110-36

#### Configuration

- Connector 1: N Male
- Connector 2: N Male
- Cable Type: LMR-600
- Coax Flex Type: Flexible

#### Features

- Max Frequency 6 GHz
- Shielding Effectivity > 90 dB
- 87% Phase Velocity
- Double Shielded
- PE Jacket



#### Applications

- General Purpose
- Laboratory Use

#### Description

Pasternack's PE3C0110-36 type N male to type N male 36 inch cable using LMR-600 coax is part of our full line of RF components available for same-day shipping. Pasternack's flexible RF cable assemblies are ideal for applications where tight bends and flexure are required. This Pasternack type N to type N cable assembly has a male to male gender configuration with 50 ohm flexible LMR-600 coax. The PE3C0110-36 type N male to type N male cable assembly operates to 6 GHz. The double shielding of this Pasternack cable assembly provides excellent shielding effectiveness of better than 90 dB.

Custom versions of most RF cable assemblies can be built and shipped same day. Custom cable assembly lengths can be obtained by specifying the desired length on the web site at time of order or by contacting a sales representative. Other available RF cable assembly value added services include connector orientation or clocking, heat shrink booting and custom labeling. RF testing can also be performed to document the electrical performance of your cable assembly.

#### Electrical Specifications

Description	Minimum	Typical	Maximum	Units
Frequency Range	DC		6	GHz
VSWR			1.4:1	
Velocity of Propagation		87		%
RF Shielding	90			dB
Group Delay		1.17 [3.84]		ns/ft [ns/m]
Capacitance		23.4 [76.77]		pF/ft [pF/m]
Inductance		0.058 [0.19]		uH/ft [uH/m]
DC Resistance Inner Conductor		0.53 [1.74]		Ohms/1000ft [Ohms/Km]
DC Resistance Outer Conductor		1.2 [3.94]		Ohms/1000ft [Ohms/Km]

N Male to N Male With Times Connectors Low Loss  
Cable 36 Inch Length Using LMR-600 Coax



**PE3C0110-36**

**Electrical Specifications**

Description	Minimum	Typical	Maximum	Units
Jacket Spark			8,000	Vrms

**Specifications by Frequency**

Part Number	Length	Description	F1	F2	F3	F4	F5	Units	Weight (lbs)
			Frequency					MHz	
PE3C0110	Custom Lengths Available	Insertion Loss (Typ.)	0.012	0.017	0.026	0.044	0.073	dB/ft	
			0.04	0.06	0.09	0.15	0.24	dB/m	
PE3C0110-12	12 inch	Insertion Loss (Typ.)	0.13	0.14	0.16	0.19	0.25	dB	0.444
PE3C0110-24	24 inch	Insertion Loss (Typ.)	0.14	0.16	0.18	0.24	0.32	dB	0.592
PE3C0110-36	36 inch	Insertion Loss (Typ.)	0.15	0.17	0.21	0.28	0.4	dB	0.74
PE3C0110-48	48 inch	Insertion Loss (Typ.)	0.16	0.19	0.23	0.32	0.47	dB	0.888
PE3C0110-60	60 inch	Insertion Loss (Typ.)	0.18	0.21	0.26	0.37	0.54	dB	1.036

The insertion loss data for the base model does not include loss due to the connectors. Each length includes insertion loss due to the connectors.

Loss due to Connector 1:	0.05 dB
Loss due to Connector 2:	0.05 dB
Base Weight:	0.444 pounds
Additional Weight per Inch:	0.01142 pounds

**Mechanical Specifications**

**Cable Assembly**

Length	36 in [914.4 mm]
Width/Diameter	1 in [25.4 mm]
Weight	0.74 lbs [335.66 g]

**Cable**

Cable Type	LMR-600
Impedance	50 Ohms
Inner Conductor Type	Solid
Inner Conductor Material and Plating	Copper Clad Aluminum
Dielectric Type	PE (F)
Number of Shields	2
Shield Layer 1	Aluminum Tape
Shield Layer 2	Tinned Copper Braid
Jacket Material	PE, Black
Jacket Diameter	0.59 in [14.99 mm]
One Time Minimum Bend Radius	1.5 in [38.1 mm]
Repeated Minimum Bend Radius	6 in [152.4 mm]
Bending Moment	2.75 lbs-ft [3.73 N-m]
Flat Plate Crush	60 lbs/in [1.07 Kg/mm]
Tensile Strength	350 lbs [158.76 Kg]

N Male to N Male With Times Connectors Low Loss  
Cable 36 Inch Length Using LMR-600 Coax



**PE3C0110-36**

**Connectors**

Description	Connector 1	Connector 2
Type	N Male	N Male
Impedance	50 Ohms	50 Ohms
Configuration	Straight	Straight
Contact Material and Plating	Beryllium Copper, Gold	Beryllium Copper, Gold
Contact Plating Specification	1.27µm minimum	1.27µm minimum
Dielectric Type	PTFE	PTFE
Body Material and Plating	Brass, Tri-Metal	Brass, Tri-Metal
Body Plating Specification	2µm minimum	2µm minimum
Coupling Nut Material and Plating	Brass, Tri-Metal	Brass, Tri-Metal
Coupling Nut Plating Specification	2µm minimum	2µm minimum
Hex Size	20.57 mm	20.57 mm
Torque	44 in-lbs 4.97 Nm	44 in-lbs 4.97 Nm

**Environmental Specifications**

**Compliance Certifications** (see [product page](#) for current document)

**Plotted and Other Data**

Notes:  
Values at 25°C, sea level.

N Male to N Male With Times Connectors Low Loss Cable 36 Inch Length Using LMR-600 Coax

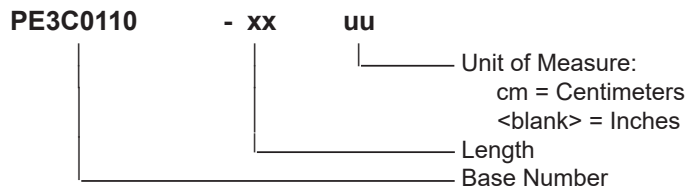


**PE3C0110-36**

**Typical Performance Data**

**How to Order**

Part Number Configuration:



Example:    PE3C0110-12 = 12 inches long cable  
              PE3C0110-100cm = 100 cm long cable

N Male to N Male With Times Connectors Low Loss Cable 36 Inch Length Using LMR-600 Coax from Pasternack Enterprises has same day shipment for domestic and International orders. Our RF, microwave and millimeter wave products maintain a 99.4% availability and are part of the broadest selection in the industry.

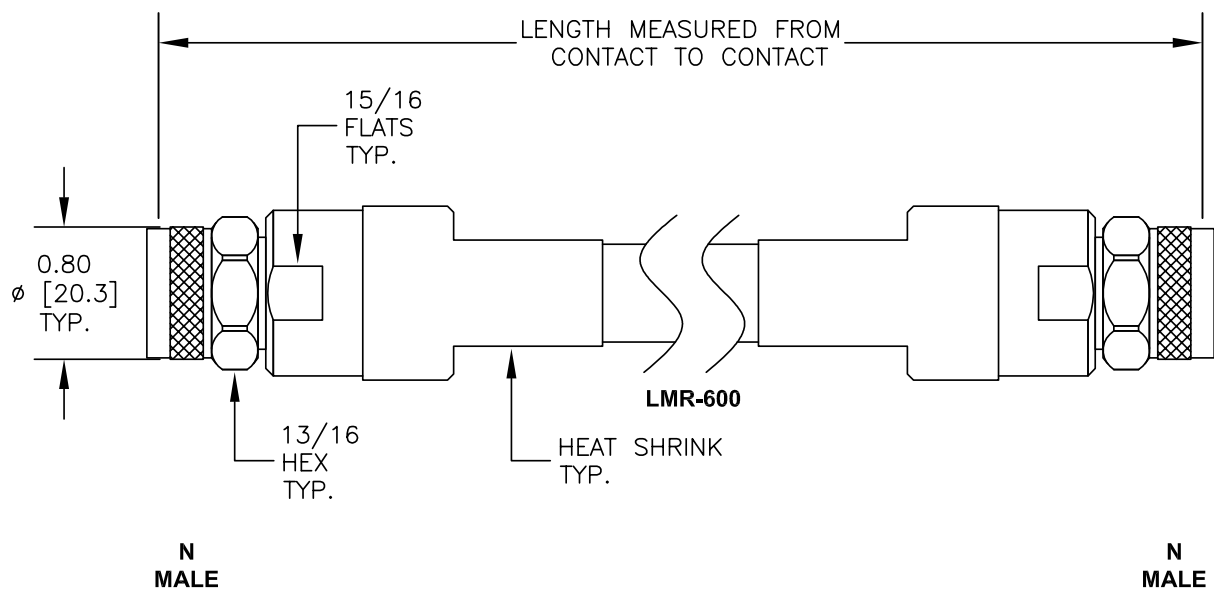
Click the following link (or enter part number in "SEARCH" on website) to obtain additional part information including price, inventory and certifications: [N Male to N Male With Times Connectors Low Loss Cable 36 Inch Length Using LMR-600 Coax PE3C0110-36](#)

URL: <https://www.pasternack.com/n-male-n-male-lmr600-cable-assembly-pe3c0110-36-p.aspx>

The information contained within this document is accurate to the best of our knowledge and representative of the part described herein. It may be necessary to make modifications to the part and/or the documentation of the part in order to impliment improvements. Pasternack Enterprises reserves the right to make such changes as required. Unless otherwise stated, all specifications are nominal. Pasternack Enterprises does not make any representation or warranty regarding the suitability of the part described herein for any particular purpose, and Pasternack Enterprises does not assume liability arising out of the use of any part or document.

# PE3C0110-36 CAD Drawing

N Male to N Male With Times Connectors Low Loss Cable 36 Inch Length Using LMR-600 Coax



Pasternack Enterprises, Inc.  
P.O. Box 16759 | Irvine | CA | 92623

Phone: (949) 261-1920 | Fax: (949) 261-7451

Website: [www.pasternack.com](http://www.pasternack.com) | E-Mail: [sales@pasternack.com](mailto:sales@pasternack.com)

**NOTES:**

1. UNLESS OTHERWISE SPECIFIED ALL DIMENSIONS ARE NOMINAL.
2. ALL SPECIFICATIONS ARE SUBJECT TO CHANGE WITHOUT NOTICE AT ANY TIME.
3. DIMENSIONS ARE IN INCHES [mm].
4. LENGTH TOLERANCE IS  $\pm 1.5\%$  OR  $3/8"$ , WHICHEVER IS GREATER.

DWG TITLE

**PE3C0110**

FSCM NO. 53919

CAD FILE

040615

SCALE N/A

SIZE A

150