

N Male to N Male Low Loss Cable 120 Inch Length Using LMR-600 Coax with Times Microwave Components, LF Solder



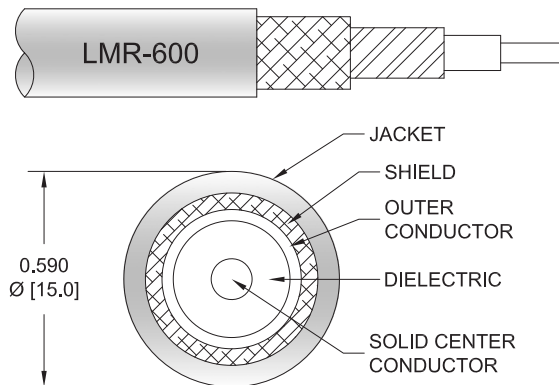
PE3C0110LF-120

Configuration

- Connector 1: N Male
- Connector 2: N Male
- Cable Type: LMR-600
- Coax Flex Type: Flexible

Features

- Max Frequency 6 GHz
- Shielding Effectivity > 90 dB
- 87% Phase Velocity
- Double Shielded
- PE Jacket



Applications

- General Purpose
- Laboratory Use

Description

Pasternack's PE3C0110LF-120 type N male to type N male 120 inch cable using LMR-600 coax is part of our full line of RF components available for same-day shipping. Pasternack's flexible RF cable assemblies are ideal for applications where tight bends and flexure are required. This Pasternack type N to type N cable assembly has a male to male gender configuration with 50 ohm flexible LMR-600 coax. The PE3C0110LF-120 type N male to type N male cable assembly operates to 6 GHz. The double shielding of this Pasternack cable assembly provides excellent shielding effectiveness of better than 90 dB.

Custom versions of most RF cable assemblies can be built and shipped same day. Custom cable assembly lengths can be obtained by specifying the desired length on the web site at time of order or by contacting a sales representative. Other available RF cable assembly value added services include connector orientation or clocking, heat shrink booting and custom labeling. RF testing can also be performed to document the electrical performance of your cable assembly.

Electrical Specifications

Description	Minimum	Typical	Maximum	Units
Frequency Range	DC		6	GHz
VSWR			1.35:1	
Velocity of Propagation		87		%
RF Shielding	90			dB
Group Delay		1.17 [3.84]		ns/ft [ns/m]
Capacitance		23.4 [76.77]		pF/ft [pF/m]
Inductance		0.058 [0.19]		uH/ft [uH/m]
DC Resistance Inner Conductor		0.53 [1.74]		Ohms/1000ft [Ohms/Km]
DC Resistance Outer Conductor		1.2 [3.94]		Ohms/1000ft [Ohms/Km]
Dielectric Withstanding Voltage (AC)			2,500	Vrms

N Male to N Male Low Loss Cable 120 Inch Length Using LMR-600 Coax with Times Microwave Components, LF Solder



PE3C0110LF-120

Electrical Specifications

Description	Minimum	Typical	Maximum	Units
Jacket Spark			8,000	Vrms

Specifications by Frequency

Part Number	Length	Description	F1	F2	F3	F4	F5	Units	Weight (lbs)
			Frequency					MHz	
PE3C0110LF	Custom Lengths Available	Insertion Loss (Typ.)	0.012	0.017	0.026	0.044	0.073	dB/ft	
			0.04	0.06	0.09	0.15	0.24	dB/m	
PE3C0110LF-24	24 inch	Insertion Loss (Typ.)	0.13	0.14	0.16	0.19	0.25	dB	0.571
PE3C0110LF-36	36 inch	Insertion Loss (Typ.)	0.14	0.16	0.18	0.24	0.32	dB	0.708
PE3C0110LF-48	48 inch	Insertion Loss (Typ.)	0.15	0.17	0.21	0.28	0.4	dB	0.845
PE3C0110LF-120	120 inch	Insertion Loss (Typ.)	0.22	0.27	0.36	0.54	0.83	dB	1.667
PE3C0110LF-180	180 inch	Insertion Loss (Typ.)	0.28	0.36	0.49	0.76	1.2	dB	2.352

The insertion loss data for the base model does not include loss due to the connectors. Each length includes insertion loss due to the connectors.

Loss due to Connector 1:	0.05 dB
Loss due to Connector 2:	0.05 dB
Base Weight:	0.433 pounds
Additional Weight per Inch:	0.01142 pounds

Mechanical Specifications

Cable Assembly

Length	120 in [304.8 cm]
Width/Diameter	0.5 in [12.7 mm]
Weight	1.667 lbs [756.14 g]

Cable

Cable Type	LMR-600
Impedance	50 Ohms
Inner Conductor Type	Solid
Inner Conductor Material and Plating	Copper Clad Aluminum
Dielectric Type	PE (F)
Number of Shields	2
Shield Layer 1	Aluminum Tape
Shield Layer 2	Tinned Copper Braid
Jacket Material	PE, Black
Jacket Diameter	0.59 in [14.99 mm]
One Time Minimum Bend Radius	1.5 in [38.1 mm]
Repeated Minimum Bend Radius	6 in [152.4 mm]
Bending Moment	2.75 lbs-ft [3.73 N-m]
Flat Plate Crush	60 lbs/in [1.07 Kg/mm]
Tensile Strength	350 lbs [158.76 Kg]

N Male to N Male Low Loss Cable 120 Inch Length Using LMR-600 Coax with Times Microwave Components, LF Solder



PE3C0110LF-120

Connectors

Description	Connector 1	Connector 2
Type	N Male	N Male
Impedance	50 Ohms	50 Ohms
Configuration	Straight	Straight
Contact Material and Plating	Beryllium Copper, Gold	Beryllium Copper, Gold
Contact Plating Specification	1.27µm minimum	1.27µm minimum
Dielectric Type	PTFE	PTFE
Body Material and Plating	Brass, Tri-Metal	Brass, Tri-Metal
Body Plating Specification	2µm minimum	2µm minimum
Coupling Nut Material and Plating	Brass, Tri-Metal	Brass, Tri-Metal
Coupling Nut Plating Specification	2µm minimum	2µm minimum
Hex Size	20.57 mm	20.57 mm
Torque	44 in-lbs 4.97 Nm	44 in-lbs 4.97 Nm

Environmental Specifications

Operating Range Temperature -40 to +85 deg C

Compliance Certifications (see [product page](#) for current document)

Plotted and Other Data

Notes:

N Male to N Male Low Loss Cable 120 Inch Length Using LMR-600 Coax with Times Microwave Components, LF Solder

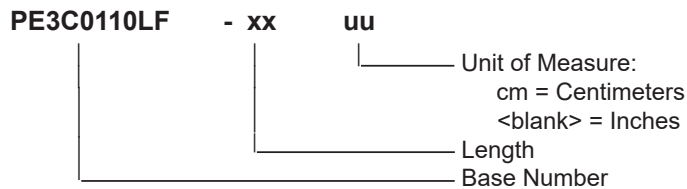


PE3C0110LF-120

Typical Performance Data

How to Order

Part Number Configuration:



Example: PE3C0110LF-12 = 12 inches long cable
PE3C0110LF-100cm = 100 cm long cable

N Male to N Male Low Loss Cable 120 Inch Length Using LMR-600 Coax with Times Microwave Components, LF Solder from Pasternack Enterprises has same day shipment for domestic and International orders. Our RF, microwave and millimeter wave products maintain a 99.4% availability and are part of the broadest selection in the industry.

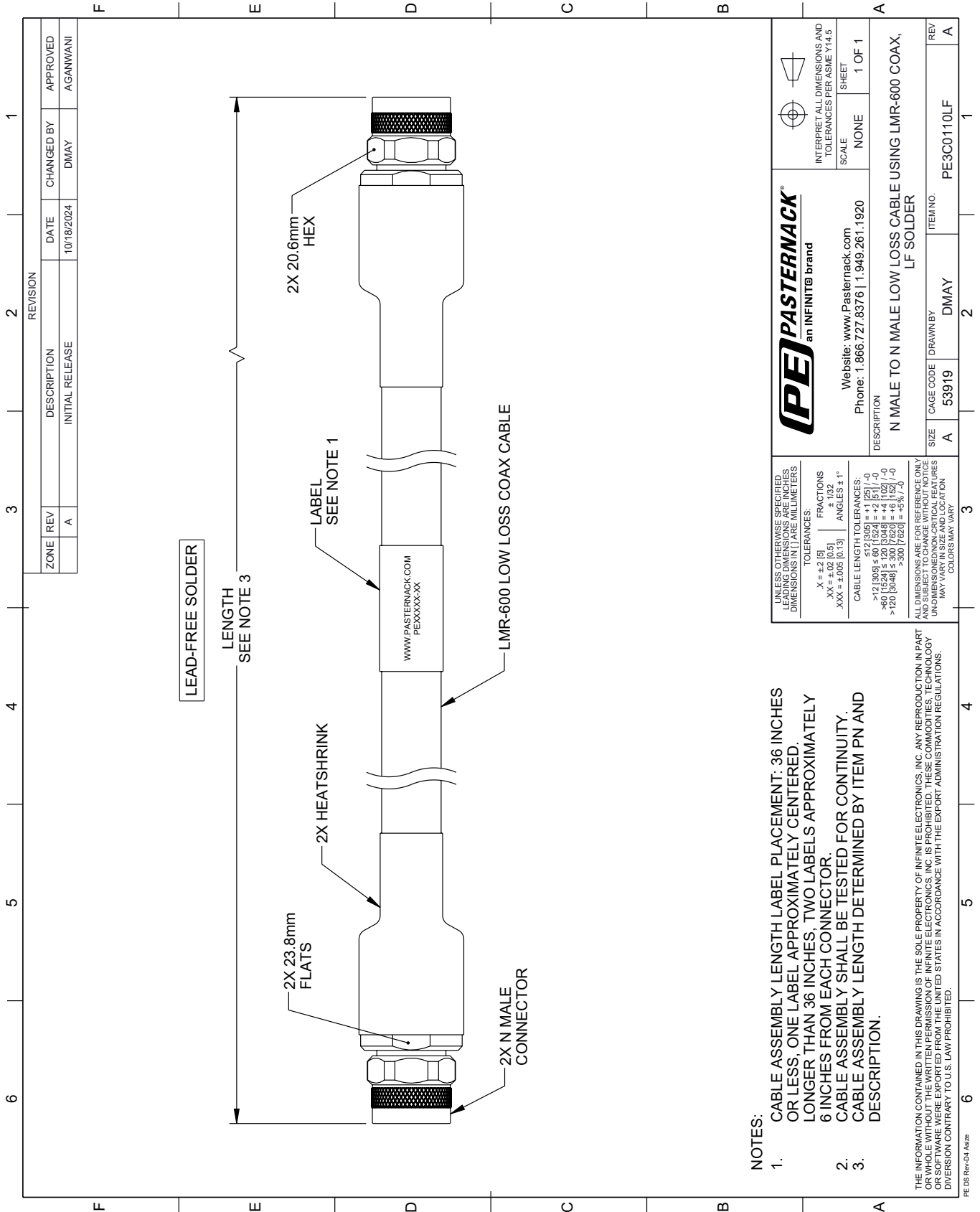
Click the following link (or enter part number in "SEARCH" on website) to obtain additional part information including price, inventory and certifications: [N Male to N Male Low Loss Cable 120 Inch Length Using LMR-600 Coax with Times Microwave Components, LF Solder PE3C0110LF-120](#)

URL: <https://www.pasternack.com/n-male-to-n-male-low-loss-cable-120-inch-length-using-lmr-600-lf-solder-pe3c0110lf-120-p.aspx>

The information contained within this document is accurate to the best of our knowledge and representative of the part described herein. It may be necessary to make modifications to the part and/or the documentation of the part in order to impliment improvements. Pasternack Enterprises reserves the right to make such changes as required. Unless otherwise stated, all specifications are nominal. Pasternack Enterprises does not make any representation or warranty regarding the suitability of the part described herein for any particular purpose, and Pasternack Enterprises does not assume liability arising out of the use of any part or document.

PE3C0110LF-120 CAD Drawing

N Male to N Male Low Loss Cable 120 Inch Length Using LMR-600 Coax with Times Microwave Components, LF Solder



REVISION		DATE	CHANGED BY	APPROVED
ZONE	REV	DESCRIPTION	INITIAL RELEASE	
	A			AGANWANI

		INTERPRET ALL DIMENSIONS AND TOLERANCES PER ASME Y14.5 SCALE: NONE SHEET: 1 OF 1	
Website: www.Pasternack.com Phone: 1.866.727.8376 1.949.261.1920		DESCRIPTION: N MALE TO N MALE LOW LOSS CABLE USING LMR-600 COAX, LF SOLDER	
SIZE	A	CAGE CODE	DMAY
ITEM NO.	53919	ITEM NO.	PE3C0110LF
REV	1	REV	A

UNLESS OTHERWISE SPECIFIED, LEADING DIMENSIONS ARE IN INCHES. DIMENSIONS IN [] ARE MILLIMETERS.

TOLERANCES:
 .X = ±.2 [5]
 .XX = ±.02 [0.5]
 .XXX = ±.005 [0.13]

FRACTIONS:
 ± 1/32
 ANGLES ± 1°

CABLE LENGTH TOLERANCES:
 <12 [305] ≤ 60 [1524] = ±.1 [2.5] / -0
 >60 [1524] ≤ 120 [3048] = ±.4 [102] / -0
 >120 [3048] ≤ 300 [7620] = ±.6 [15.2] / -0
 >300 [7620] = ±.6 [15.2] / -0

ALL DIMENSIONS ARE FOR REFERENCE ONLY. UNDIMENSIONED/NON-CRITICAL FEATURES MAY VARY IN SIZE AND LOCATION. COLORS MAY VARY.

NOTES:

- CABLE ASSEMBLY LENGTH LABEL PLACEMENT: 36 INCHES OR LESS, ONE LABEL APPROXIMATELY CENTERED, LONGER THAN 36 INCHES, TWO LABELS APPROXIMATELY 6 INCHES FROM EACH CONNECTOR.
- CABLE ASSEMBLY SHALL BE TESTED FOR CONTINUITY.
- CABLE ASSEMBLY LENGTH DETERMINED BY ITEM PN AND DESCRIPTION.

THE INFORMATION CONTAINED IN THIS DRAWING IS THE SOLE PROPERTY OF INFINITE ELECTRONICS, INC. ANY REPRODUCTION IN PART OR WHOLE WITHOUT THE WRITTEN PERMISSION OF INFINITE ELECTRONICS, INC. IS PROHIBITED. THESE COMMODITIES, TECHNOLOGY OR SOFTWARE ARE EXPORTED FROM THE UNITED STATES IN ACCORDANCE WITH THE EXPORT ADMINISTRATION REGULATIONS. DIVERSION CONTRARY TO U.S. LAW PROHIBITED.

PE DS Rev-04 Add2