



N Female Low PIM Connector Clamp/Non-Solder Contact Attachment for PE-1/2FAC, 1/2 inch Flexible, 1/2 inch Annular, IP67 Rated

RF Connectors Technical Data Sheet

PE44737

Configuration

- N Female Connector
- IEC 60169-16
- 50 Ohms
- Straight Body Geometry
- PE-1/2FAC, 1/2 inch Flexible, 1/2 inch Annular Interface Type
- Clamp/Non-Solder Contact Attachment
- Low PIM Design

Features

- Max. Operating Frequency 3.6 GHz
- Excellent VSWR of 1.1:1
- PIM levels lower than -160 dBc
- Silver Plated Spring Copper Contact
- 5 µm minimum contact plating
- IP67 Rated

Applications

- General Purpose Test
- Custom Cable Assemblies
- Wireless Communications
- Low PIM Applications

Description

Pasternack's PE44737 type N female low PIM connector with clamp/non-solder contact attachment for PE-1/2FAC, 1/2 inch Flexible and 1/2 inch Annular is part of our full line of RF components available for same-day shipping. Our type N female connector operates up to a maximum frequency of 3.6 GHz and offers excellent VSWR of 1.1:1. The type N female connector also has low passive intermodulation of -160 dBc. The connector has an IP67 rating to protect against dust and temporary moisture protection under immersion conditions.

Our type N female connector PE44737 datasheet specifications and drawing with dimensions are shown below in this PDF. Pasternack's broad catalog of RF, microwave and millimeter wave connectors allows designers to configure and customize their signal connections however they like. Whether the need is to provide an I/O for a board design, or simply create a custom cable assembly configuration, Pasternack has the right connector for the job. Pasternack can also expertly build your custom cable assemblies for you and ship same-day.

Electrical Specifications

Description	Minimum	Typical	Maximum	Units
Frequency Range	DC		3.6	GHz
VSWR			1.1:1	
Passive Intermodulation using 2x20W tones			-160	dBc
Operating Voltage (DC)			1,700	Vdc
Dielectric Withstanding Voltage (DC)			2,500	Vdc
Inner Conductor DC Resistance			0.8	mOhms
Outer Conductor DC Resistance			0.4	mOhms
Insulation Resistance	5,000			MOhms

Click the following link (or enter part number in "SEARCH" on website) to obtain additional part information including price, inventory and certifications: [N Female Low PIM Connector Clamp/Non-Solder Contact Attachment for PE-1/2FAC, 1/2 inch Flexible, 1/2 inch Annular, IP67 Rated PE44737](#)



N Female Low PIM Connector Clamp/Non-Solder
Contact Attachment for PE-1/2FAC, 1/2 inch
Flexible, 1/2 inch Annular, IP67 Rated

RF Connectors Technical Data Sheet

PE44737

Performance by Frequency

Description	F1	F2	F3	F4	F5	Units
Frequency Range	DC to 3					GHz
Insertion Loss, Max	0.1					dB

Mechanical Specifications

Size

Length	2.38 in [60.45 mm]
Width/Dia.	0.85 in [21.59 mm]
Weight	0.225 lbs [102.06 g]
Mating Cycles	500 Cycles

Material Specifications

Description	Material	Plating
Contact	Spring Copper	Silver 5 µm minimum
Insulation	PTFE	
Outer Conductor	Brass	Nickel 5 µm minimum
Body	Brass	Tri-Metal 2 µm minimum

Environmental Specifications

Temperature

Operating Range	-40 to +85 deg C
Ingress Protection (IP) Rating	IP67 Rated
Shock	IEC 60068-2-27
Vibration	IEC 60068-2-6-Fc
Thermal Shock	IEC 60068-2-14-Na

Click the following link (or enter part number in "SEARCH" on website) to obtain additional part information including price, inventory and certifications: [N Female Low PIM Connector Clamp/Non-Solder Contact Attachment for PE-1/2FAC, 1/2 inch Flexible, 1/2 inch Annular, IP67 Rated PE44737](#)



N Female Low PIM Connector Clamp/Non-Solder
Contact Attachment for PE-1/2FAC, 1/2 inch
Flexible, 1/2 inch Annular, IP67 Rated

RF Connectors Technical Data Sheet

PE44737

Compliance Certifications (see [product page](#) for current document)

Plotted and Other Data

Notes:

N Female Low PIM Connector Clamp/Non-Solder Contact Attachment for PE-1/2FAC, 1/2 inch Flexible, 1/2 inch Annular, IP67 Rated from Pasternack Enterprises has same day shipment for domestic and International orders. Our RF, microwave and millimeter wave products maintain a 99% availability and are part of the broadest selection in the industry.

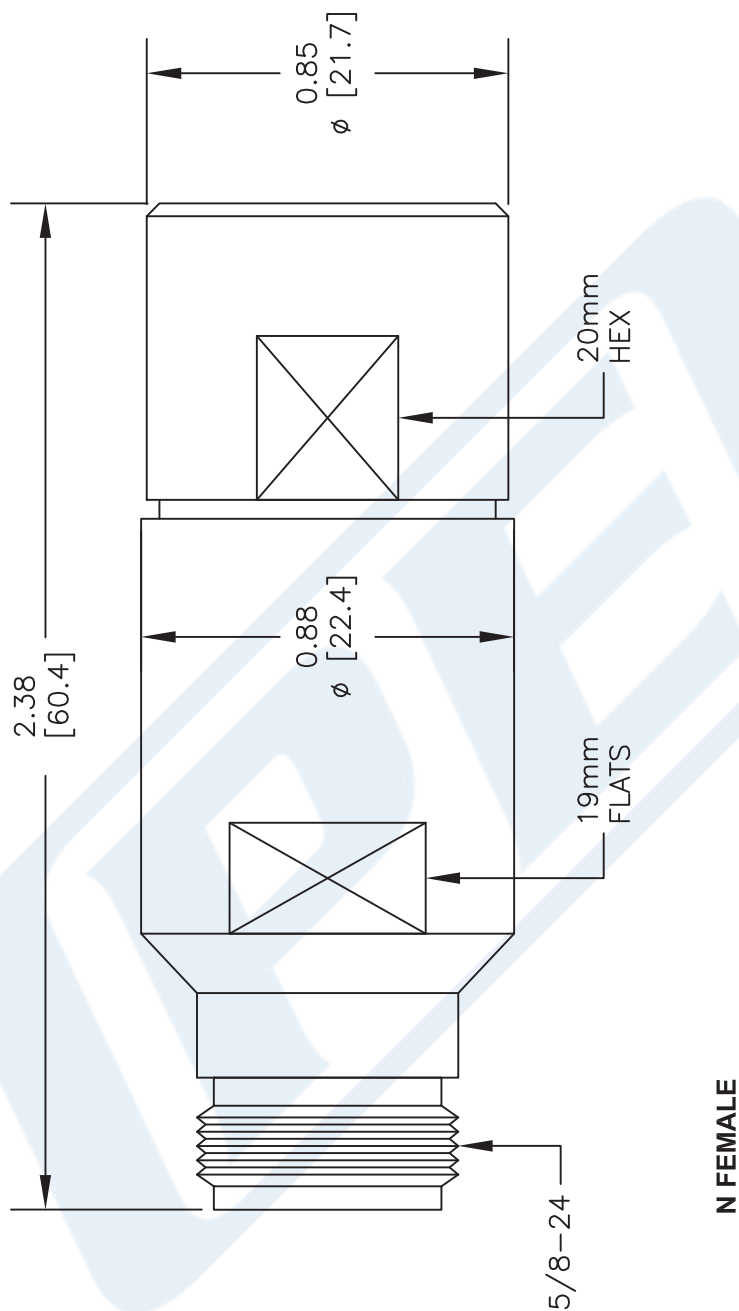
Click the following link (or enter part number in "SEARCH" on website) to obtain additional part information including price, inventory and certifications: [N Female Low PIM Connector Clamp/Non-Solder Contact Attachment for PE-1/2FAC, 1/2 inch Flexible, 1/2 inch Annular, IP67 Rated PE44737](#)

URL: <https://www.pasternack.com/n-female-standard-1-2-inch-flexible-pe-1-2sfhc-connector-pe44737-p.aspx>

The information contained in this document is accurate to the best of our knowledge and representative of the part described herein. It may be necessary to make modifications to the part and/or the documentation of the part, in order to implement improvements. Pasternack reserves the right to make such changes as required. Unless otherwise stated, all specifications are nominal. Pasternack does not make any representation or warranty regarding the suitability of the part described herein for any particular purpose, and Pasternack does not assume any liability arising out of the use of any part or documentation.

PE44737 CAD Drawing

N Female Low PIM Connector Clamp/Non-Solder Contact Attachment
for PE-1/2FAC, 1/2 inch Flexible, 1/2 inch Annular, IP67 Rated



DWG TITLE

PE44737

NOTES:
1. UNLESS OTHERWISE SPECIFIED ALL DIMENSIONS ARE NOMINAL.
2. ALL SPECIFICATIONS ARE SUBJECT TO CHANGE WITHOUT NOTICE AT ANY TIME.
3. DIMENSIONS ARE IN INCHES [mm].

PASTERNAK ENTERPRISES, INC.
P.O. BOX 16759, IRVINE, CA 92623
PHONE (949) 261-1920 FAX (949) 261-7451
WEB ADDRESS: www.pasternack.com
E-MAIL ADDRESS: sales@pasternack.com
COAXIAL & FIBER OPTICS



REV. -

FSCM NO. 53919

DATE 081412

SCALE N/A

SIZE A

2233



**N Male Low PIM Connector Clamp/Non-Solder
Contact Attachment for PE-1/2FAC, 1/2 inch
Flexible, 1/2 inch Annular, IP67 Rated**

RF Connectors Technical Data Sheet

PE44735

Configuration

- N Male Connector
- IEC 60169-16
- 50 Ohms
- Straight Body Geometry
- PE-1/2FAC, 1/2 inch Flexible, 1/2 inch Annular Inter-
- face Type
- Clamp/Non-Solder Contact Attachment
- 19 mm Hex
- Low PIM Design

Features

- Max. Operating Frequency 3 GHz
- Excellent VSWR of 1.1:1
- PIM levels lower than -160 dBc
- Silver Plated Spring Copper Contact
- 5 μ m minimum contact plating
- IP67 Rated

Applications

- General Purpose Test
- Wireless Communications
- Custom Cable Assemblies
- Low PIM Applications

Description

Pasternack's PE44735 type N male low PIM connector with clamp/non-solder contact attachment for PE-1/2FAC, 1/2 inch Flexible and 1/2 inch Annular is part of our full line of RF components available for same-day shipping. Our type N male connector operates up to a maximum frequency of 3 GHz and offers excellent VSWR of 1.1:1. The type N male connector also has low passive intermodulation of -160 dBc. The connector has an IP67 rating to protect against dust and temporary moisture protection under immersion conditions.

Our type N male connector PE44735 datasheet specifications and drawing with dimensions are shown below in this PDF. Pasternack's broad catalog of RF, microwave and millimeter wave connectors allows designers to configure and customize their signal connections however they like. Whether the need is to provide an I/O for a board design, or simply create a custom cable assembly configuration, Pasternack has the right connector for the job. Pasternack can also expertly build your custom cable assemblies for you and ship same-day.

Electrical Specifications

Description	Minimum	Typical	Maximum	Units
Frequency Range	DC		3	GHz
VSWR			1.1:1	
Insertion Loss			0.1	dB
Passive Intermodulation using 2x20W tones			-160	dBc
Operating Voltage (DC)			1,700	Vdc
Dielectric Withstanding Voltage (DC)			2,500	Vdc
Insulation Resistance	5,000			MOhms

Click the following link (or enter part number in "SEARCH" on website) to obtain additional part information including price, inventory and certifications: [N Male Low PIM Connector Clamp/Non-Solder Contact Attachment for PE-1/2FAC, 1/2 inch Flexible, 1/2 inch Annular, IP67 Rated PE44735](#)



N Male Low PIM Connector Clamp/Non-Solder
Contact Attachment for PE-1/2FAC, 1/2 inch
Flexible, 1/2 inch Annular, IP67 Rated

RF Connectors Technical Data Sheet

PE44735

Mechanical Specifications

Size

Length	2.41 in [61.21 mm]
Width/Dia.	0.85 in [21.59 mm]
Weight	0.223 lbs [101.15 g]

Material Specifications

Description	Material	Plating
Contact	Spring Copper	Silver 5 µm minimum
Insulation	PTFE	
Outer Conductor	Brass	Nickel 5 µm minimum
Body	Brass	Tri-Metal 2 µm minimum
Coupling Nut	Brass	Nickel 5 µm minimum

Environmental Specifications

Temperature

Operating Range	-40 to +85 deg C
Ingress Protection (IP) Rating	IP67 Rated
Shock	IEC 60068-2-27
Vibration	IEC 60068-2-6-Fc
Thermal Shock	IEC 60068-2-14-Na

Click the following link (or enter part number in "SEARCH" on website) to obtain additional part information including price, inventory and certifications: [N Male Low PIM Connector Clamp/Non-Solder Contact Attachment for PE-1/2FAC, 1/2 inch Flexible, 1/2 inch Annular, IP67 Rated PE44735](#)



**N Male Low PIM Connector Clamp/Non-Solder
Contact Attachment for PE-1/2FAC, 1/2 inch
Flexible, 1/2 inch Annular, IP67 Rated**

RF Connectors Technical Data Sheet

PE44735

Compliance Certifications (see [product page](#) for current document)

Plotted and Other Data

Notes:

N Male Low PIM Connector Clamp/Non-Solder Contact Attachment for PE-1/2FAC, 1/2 inch Flexible, 1/2 inch Annular, IP67 Rated from Pasternack Enterprises has same day shipment for domestic and International orders. Our RF, microwave and millimeter wave products maintain a 99% availability and are part of the broadest selection in the industry.

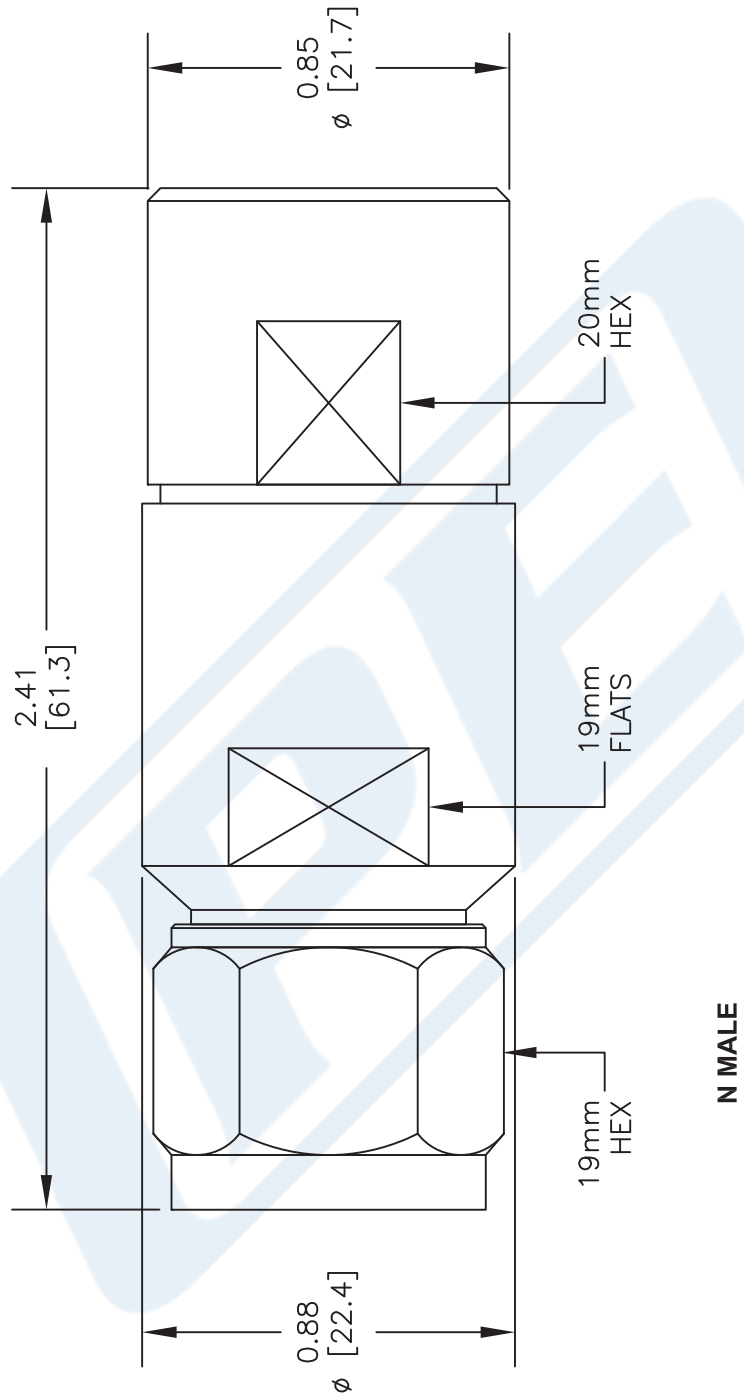
Click the following link (or enter part number in "SEARCH" on website) to obtain additional part information including price, inventory and certifications: [N Male Low PIM Connector Clamp/Non-Solder Contact Attachment for PE-1/2FAC, 1/2 inch Flexible, 1/2 inch Annular, IP67 Rated PE44735](#)

URL: <https://www.pasternack.com/n-male-standard-1-2-inch-flexible-pe-1-2sfhc-connector-pe44735-p.aspx>

The information contained in this document is accurate to the best of our knowledge and representative of the part described herein. It may be necessary to make modifications to the part and/or the documentation of the part, in order to implement improvements. Pasternack reserves the right to make such changes as required. Unless otherwise stated, all specifications are nominal. Pasternack does not make any representation or warranty regarding the suitability of the part described herein for any particular purpose, and Pasternack does not assume any liability arising out of the use of any part or documentation.

PE44735 CAD Drawing

N Male Low PIM Connector Clamp/Non-Solder Contact Attachment
for PE-1/2FAC, 1/2 inch Flexible, 1/2 inch Annular, IP67 Rated



NOTES:
1. UNLESS OTHERWISE SPECIFIED ALL DIMENSIONS ARE NOMINAL.
2. ALL SPECIFICATIONS ARE SUBJECT TO CHANGE WITHOUT NOTICE AT ANY TIME.
3. DIMENSIONS ARE IN INCHES [mm].

DWG TITLE
PE44735

PASTERNAK ENTERPRISES, INC.
P.O. BOX 16759, IRVINE, CA 92623
PHONE (949) 261-1920 FAX (949) 261-7451
WEB ADDRESS: www.pasternack.com
E-MAIL ADDRESS: sales@pasternack.com
COAXIAL & FIBER OPTICS



REV. -	FSCM NO. 53919	DATE 081412	SCALE N/A	SIZE A	2233
--------	----------------	-------------	-----------	--------	------



Low Loss 1/2 Flexible Annular Corrugated Coax Cable with Black PE Jacket

RF Cables Technical Data Sheet

PE-1/2FAC

Configuration

- Low Loss Corrugated Cable
- 1 Shield(s)

Features

- Low Passive Intermodulation
- Solid copper outer conductor provides the highest possible RF shielding
- Flexible annularly corrugated copper outer conductor
- enables a small bending radius
- Excellent return loss performance
- Highly Foamed dielectric provides low attenuation

Description

Our corrugated cables and Low PIM connector combinations result in cable assemblies with excellent Passive Intermodulation performance. Solid copper outer conductors provide the highest possible RF shielding. This Flexible cable features excellent return loss performance. The highly foamed dielectric and optimized dimensions of these cables result in excellent low attenuation values. The flexible annularly corrugated copper outer conductor allows for a small bending radius.

Electrical Specifications

Description	Minimum	Typical	Maximum	Units
Frequency Range	DC		8.8	GHz
Cutoff Frequency		10		GHz
Impedance		50		Ohms
Velocity of Propagation		88		%
Shielding Effectiveness	120			dB
Dielectric Withstanding Voltage (DC)			1,590	Vdc
Jacket Spark			2,000	Vrms
Inner Conductor DC Resistance			0.49	Ohms/1000ft
Outer Conductor DC Resistance			0.73	Ohms/1000ft
Nominal Capacitance		23.2 [76.12]		pF/ft [pF/m]

Click the following link (or enter part number in "SEARCH" on website) to obtain additional part information including price, inventory and certifications: [Low Loss 1/2 Flexible Annular Corrugated Coax Cable with Black PE Jacket PE-1/2FAC](#)



Low Loss 1/2 Flexible Annular Corrugated Coax Cable with Black PE Jacket

RF Cables Technical Data Sheet

PE-1/2FAC

Performance by Frequency Band

Description	F1	F2	F3	F4	F5	Units
Frequency	0.1	0.45	0.8	1	1.8	GHz
Attenuation, Typ	0.6	1.4	1.9	2.2	3	dB/100ft
	1.97	4.59	6.23	7.22	9.84	dB/100m
Input Power (CW), Max	3,920	1,760	1,280	1,120	810	Watts

Description	F6	F7	F8	F9	F10	Units
Frequency	2.2	2.5	2.7	3		GHz
Attenuation, Typ	3.4	3.7	3.8	4		dB/100ft
	11.15	12.14	12.47	13.12		dB/100m
Input Power (CW), Max	720	660	630	590		Watts

Mechanical Specifications

Diameter	0.629 in [15.98 mm]
Weight	0.154 lbs/ft [0.23 Kg/m]
Number of Bends, Min	15
Min. Bend Radius (Installation)	2.75 in [69.85 mm]
Min. Bend Radius (Repeated)	4.72 in [119.89 mm]
Tensile Strength	270 lbs [122.47 Kg]

Construction Specifications

Description	Material and Plating	Diameter
Inner Conductor	Copper Clad Aluminum, 1 Strands	0.189 in [4.8 mm]
Conductor Type	Solid	
Dielectric	PE (F)	0.476 in [12.09 mm]
First Shield	Annular Corrugated Copper Tube	
Jacket	PE, Black	0.629 in [15.98 mm]

Click the following link (or enter part number in "SEARCH" on website) to obtain additional part information including price, inventory and certifications: [Low Loss 1/2 Flexible Annular Corrugated Coax Cable with Black PE Jacket PE-1/2FAC](#)



Low Loss 1/2 Flexible Annular Corrugated Coax Cable with Black PE Jacket

RF Cables Technical Data Sheet

PE-1/2FAC

Environmental Specifications

Temperature

Operating Range

-55 to +85 deg C

Compliance Certifications (see [product page](#) for current document)

Plotted and Other Data

Notes:

Low Loss 1/2 Flexible Annular Corrugated Coax Cable with Black PE Jacket from Pasternack Enterprises has same day shipment for domestic and International orders. Our RF, microwave and millimeter wave products maintain a 99.4% availability and are part of the broadest selection in the industry.

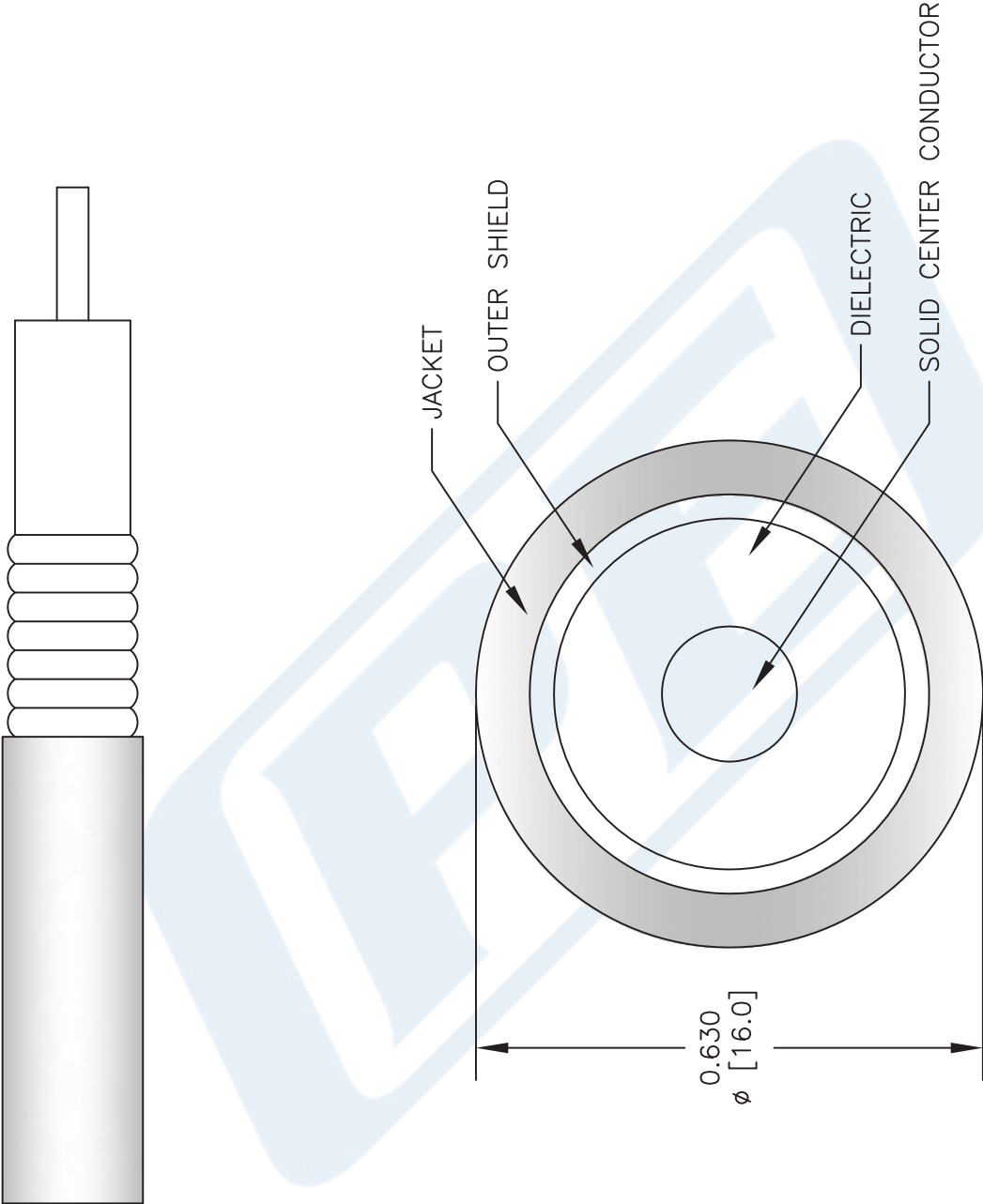
Click the following link (or enter part number in "SEARCH" on website) to obtain additional part information including price, inventory and certifications: [Low Loss 1/2 Flexible Annular Corrugated Coax Cable with Black PE Jacket PE-1/2FAC](#)

URL: <https://www.pasternack.com/50-ohm-low-loss-corrugated-1-2-flexible-annular-coax-pe-1-2fac-p.aspx>

The information contained in this document is accurate to the best of our knowledge and representative of the part described herein. It may be necessary to make modifications to the part and/or the documentation of the part, in order to implement improvements. Pasternack reserves the right to make such changes as required. Unless otherwise stated, all specifications are nominal. Pasternack does not make any representation or warranty regarding the suitability of the part described herein for any particular purpose, and Pasternack does not assume any liability arising out of the use of any part or documentation.

PE-1/2FAC CAD Drawing

Low Loss 1/2 Flexible Annular Corrugated Coax Cable with Black PE Jacket



NOTES:
1. UNLESS OTHERWISE SPECIFIED ALL DIMENSIONS ARE NOMINAL.
2. ALL SPECIFICATIONS ARE SUBJECT TO CHANGE WITHOUT NOTICE AT ANY TIME.
3. DIMENSIONS ARE IN INCHES [mm].

DWG TITLE
PE-1/2FAC

FSCM NO. 53919

CAD FILE 092112

SCALE N/A

SIZE A

2233



Pasternack Enterprises, Inc.
P.O. Box 16759 | Irvine | CA | 92623
Phone: (949) 261-1920 | Fax: (949) 261-7451
Website: www.pasternack.com | E-Mail: sales@pasternack.com