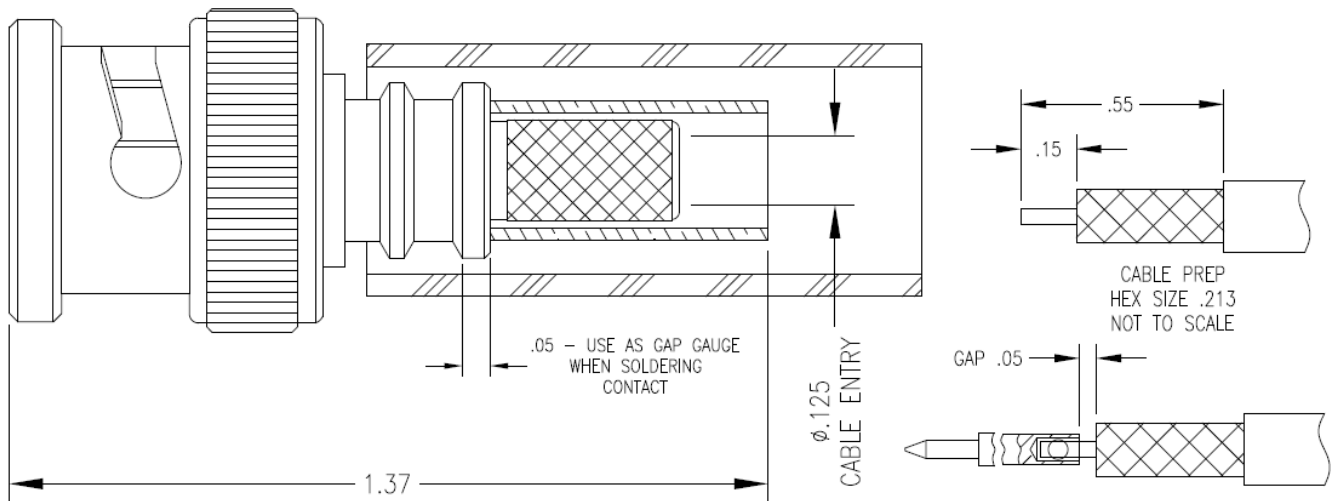


NOTICE OF PROPRIETARY RIGHTS THIS DOCUMENT CONTAINS CONFIDENTIAL TECHNICAL DATA, INCLUDING TRADE SECRETS, PROPRIETARY TO TIMES MICROWAVE SYSTEMS. DISCLOSURE OF THIS DATA IS EXPRESSLY CONDITIONED UPON YOUR ASSENT THAT ITS USE IS LIMITED TO USE WITHIN YOUR COMPANY ONLY. ANY OTHER USE IS STRICTLY PROHIBITED WITHOUT THE PRIOR WRITTEN CONSENT OF TIMES MICROWAVE SYSTEMS.

SYM	REVISION DESCRIPTION	DFTM	DATE	APPD	DATE
A	RELEASED FOR PRODUCTION	N.N.N	11/7/13	J.D.B.	11/7/13



BODY	CONTACT
ALBALOY	GOLD/NI

- |  |  |                               |
|--|--|-------------------------------|
| 1.0 PERFORMANCE                        | 2.0 MATERIALS                          | 3.0 FINISHES: SEE TABLE       |
| 1.1 FREQUENCY RANGE: DC-4 GHz          | 2.1 DIELECTRIC: PTFE                   | 4.0 MECHANICAL                |
| 1.2 NOMINAL IMPEDANCE: 50 OHMS         | 2.2 CONTACT: BRASS                     | 4.1 INTERFACE PER MIL-STD-348 |
| 1.3 DWV: 500 VRMS @ 60 Hz (SEA LEVEL)  | 2.3 SPRING WASHER: BERYLLIUM COPPER    |                               |
| 1.4 TEMPERATURE RANGE: -65°C TO +165°C | 2.4 CRIMP FERRULE: SOFT COPPER         |                               |
|  | 2.5 OTHER METAL PARTS: BRASS           |                               |
|  | 2.6 GASKET: SILICONE RUBBER            |                               |
|  | 2.7 HEAT SHRINK: POLYOLEFIN THICK WALL |                               |

MATL:		UNLESS OTHERWISE SPECIFIED  ALL DIMENSIONS ARE IN INCHES MACHINED SURFACES FINISH N/A RMS MAX. REMOVE ALL BURRS .005 MAX. BREAK MACHINE CORNERS .005 MAX. FILLET R. TOLERANCES ON DECIMALS .XX ± .03                      .XXX ± .005 ANGLES ± 1°                      FRACTIONS ± 1/32		DFTM. N, N, N	TIMES MICROWAVE SYSTEMS						
				DATE 11/7/13							
USED ON: A				CHKD. J, D, B,	TC-200-BM-X BNCM FOR LMR-200 CABLE						
				DATE 11/7/13							
SCALE: N/A		DWG. SIZE A		DO NOT SCALE DRAWING		CODE IDENT 68999		DATE 11/7/13	SHT 1 of 1	SD3190-2883	REV A



## BNC Male Right Angle Connector Crimp/Solder Attachment For PE-C200, LMR-200

### TECHNICAL DATA SHEET

PE44843

#### BNC Male Right Angle Connector Crimp/Solder Attachment For PE-C200, LMR-200

##### Configuration

Connector	BNC Male
Connector Specification	MIL-C-39012
Connector Interface Type	PE-C200, LMR-200
Cable Attachment Method (Shield/Contact)	Crimp/Solder
Body Style	Right Angle

##### Electrical Specifications

Frequency Range, GHz	DC to 4
Impedance, Ohms	50
Maximum VSWR	1.35:1
Dielectric Withstanding Voltage, Vrms	1,500

##### Mechanical Specifications

###### Temperature

Operating Range, deg C	-65 to +165
------------------------	-------------

###### Size

Length, in [mm]	0.863 [21.92]
Width/Dia., in [mm]	1.076 [27.33]

##### Connector

Type	BNC Male
Contact Material and Plating	Brass, Gold
Contact Plating Specification	30µ In. Minimum
Coupling Nut Material and Plating	Brass, Nickel
Body Material and Plating	Brass, Nickel
Dielectric Type	PTFE

##### Compliance Certifications (visit [www.Pasternack.com](http://www.Pasternack.com) for current document)

RoHS Compliant	Yes
----------------	-----

Click the following link (or enter part number in "SEARCH" on website) to obtain additional part information including price, inventory and certifications: [BNC Male Right Angle Connector Crimp/Solder Attachment For PE-C200, LMR-200 PE44843](#)

The information contained in this document is accurate to the best of our knowledge and representative of the part described herein. It may be necessary to make modifications to the part and/or the documentation of the part, in order to implement improvements. Pasternack reserves the right to make such changes as required. Unless otherwise stated, all specifications are nominal.



BNC Male Right Angle Connector Crimp/Solder  
Attachment For PE-C200, LMR-200

TECHNICAL DATA SHEET

PE44843

**Plotted and Other Data**

Notes:

Values at 25 °C, sea level

BNC Male Right Angle Connector Crimp/Solder Attachment For PE-C200, LMR-200 from Pasternack Enterprises has same day shipment for domestic and International orders. Our RF, microwave and fiber optic products maintain a 99% availability and are part of the broadest selection in the industry.

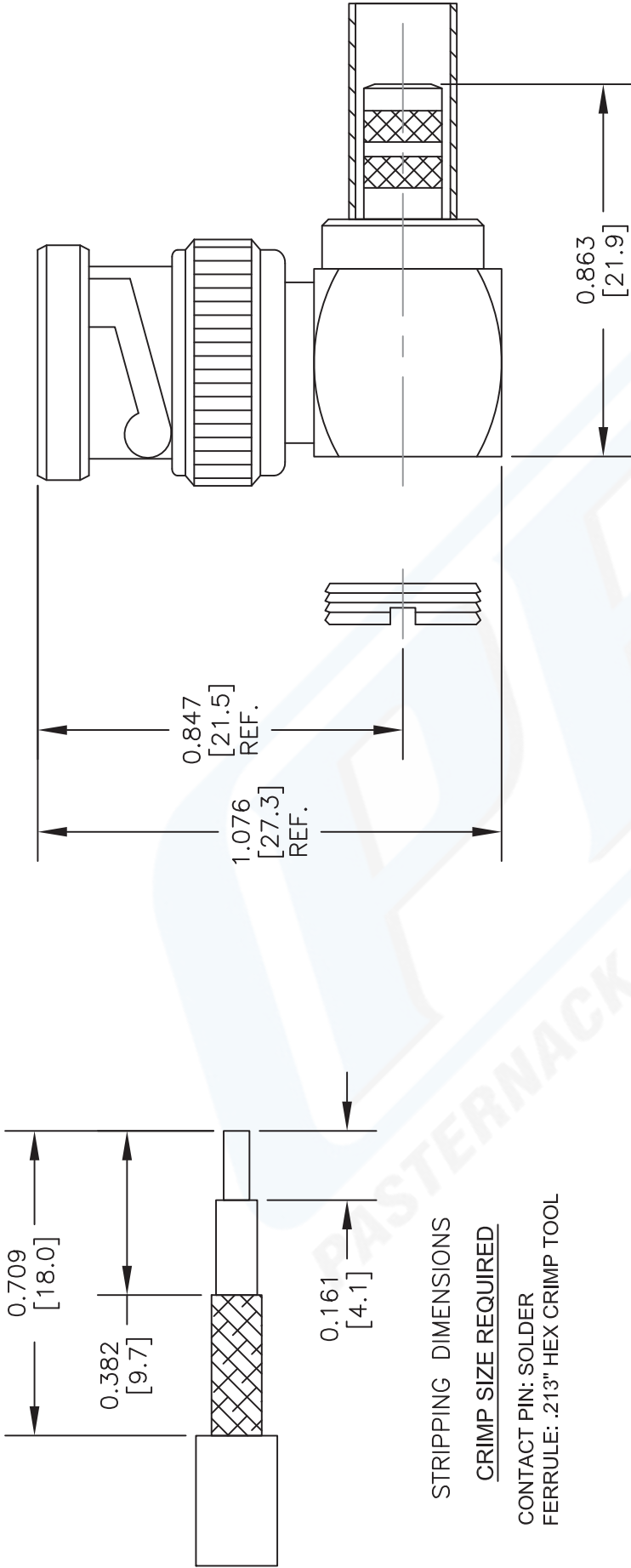
Click the following link (or enter part number in "SEARCH" on website) to obtain additional part information including price, inventory and certifications: [BNC Male Right Angle Connector Crimp/Solder Attachment For PE-C200, LMR-200 PE44843](http://www.pasternack.com/bnc-male-standard-pe-c200-lmr-200-connector-pe44843-p.aspx)

URL: <http://www.pasternack.com/bnc-male-standard-pe-c200-lmr-200-connector-pe44843-p.aspx>

The information contained in this document is accurate to the best of our knowledge and representative of the part described herein. It may be necessary to make modifications to the part and/or the documentation of the part, in order to implement improvements. Pasternack reserves the right to make such changes as required. Unless otherwise stated, all specifications are nominal.

# PE44843 CAD Drawing

BNC Male Right Angle Connector Crimp/Solder Attachment For PE-C200, LMR-200



NOTES:  
1. UNLESS OTHERWISE SPECIFIED ALL DIMENSIONS ARE NOMINAL.  
2. ALL SPECIFICATIONS ARE SUBJECT TO CHANGE WITHOUT NOTICE AT ANY TIME.  
3. DIMENSIONS ARE IN INCHES [mm].  
4. FITS MIL-C-17 AND EQUIVALENT CABLES.

DWG TITLE  
**PE44843**

FSCM NO. 53919

CAD FILE 112213

SCALE N/A

SIZE A

2233

**PE PASTERNAK®**  
Pasternack Enterprises, Inc.  
P.O. Box 16759 | Irvine | CA | 92623  
Phone: (949) 261-1920 | Fax: (949) 261-7451  
Website: [www.pasternack.com](http://www.pasternack.com) | E-Mail: [sales@pasternack.com](mailto:sales@pasternack.com)

## Low Loss Flexible .200 inch Foam Dielectric Type Coax Cable Double Shielded with Black PE Jacket

### TECHNICAL DATA SHEET

PE-C200

Low Loss Flexible .200 inch Foam Dielectric Type Coax Cable Double Shielded with Black PE Jacket

#### Configuration

Cable Design	Low Loss
Inner Conductor Material and Plating	Copper
Dielectric Type	PE (F)
Shield Materials	Aluminum Tape, Tinned Copper Braid
Jacket Material and Color	PE, Black

#### Electrical Specifications

Impedance, Ohms	50
Velocity of Propagation, %	83
Maximum Operating Frequency, GHz	5.8
RF Shielding, dB	90
Capacitance, pF/ft [pF/m]	24.5 [80.38]
Maximum Operating Voltage, Volts	1,000
Dielectric Withstanding Voltage, Vdc	1,000
Jacket Spark, Vrms	3,000
Peak Power, KWatts	2.5

#### Electrical Specifications by Frequency

##### Frequency 1

Frequency, MHz	50
Attenuation, dB/100ft [dB/100m]	2.3 [7.55]
Power Handling, Watts	790

##### Frequency 2

Frequency, MHz	150
Attenuation, dB/100ft [dB/100m]	4 [13.12]
Power Handling, Watts	450

##### Frequency 3

Frequency, GHz	1.5
Attenuation, dB/100ft [dB/100m]	12.9 [42.32]
Power Handling, Watts	140

##### Frequency 4

Frequency, GHz	2.5
Attenuation, dB/100ft [dB/100m]	16.9 [55.45]
Power Handling, Watts	110

Click the following link (or enter part number in "SEARCH" on website) to obtain additional part information including price, inventory and certifications: [Low Loss Flexible .200 inch Foam Dielectric Type Coax Cable Double Shielded with Black PE Jacket PE-C200](#)

The information contained in this document is accurate to the best of our knowledge and representative of the part described herein. It may be necessary to make modifications to the part and/or the documentation of the part, in order to implement improvements. Pasternack reserves the right to make such changes as required. Unless otherwise stated, all specifications are nominal.

Low Loss Flexible .200 inch Foam Dielectric Type Coax  
Cable Double Shielded with Black PE Jacket

TECHNICAL DATA SHEET

PE-C200

**Frequency 5**

Frequency, GHz	5.8
Attenuation, dB/100ft [dB/100m]	26.4 [86.61]
Power Handling, Watts	70

**Mechanical Specifications**

**Temperature**

Operating Range, deg C	-40 to +85
Storage Range, deg C	-70 to +85

**Inner Conductor**

Number of Strands	1
Material	Copper
Diameter, in [mm]	0.044 [1.12]

**Dielectric:**

Type	PE (F)
Diameter, in [mm]	0.116 [2.95]

**Shield:**

Number of	2
Material 1	Aluminum Tape
Material 2	Tinned Copper Braid
Diameter, in [mm]	0.144 [3.66]

**Jacket:**

Material	PE
Diameter, in [mm]	0.195 [4.95]
Color	Black
Weight, lbs/ft [Kg/m]	0.022 [0.03]

**Compliance Certifications** (visit [www.Pasternack.com](http://www.Pasternack.com) for current document)

RoHS Compliant	Yes
----------------	-----

Click the following link (or enter part number in "SEARCH" on website) to obtain additional part information including price, inventory and certifications: [Low Loss Flexible .200 inch Foam Dielectric Type Coax Cable Double Shielded with Black PE Jacket PE-C200](#)

The information contained in this document is accurate to the best of our knowledge and representative of the part described herein. It may be necessary to make modifications to the part and/or the documentation of the part, in order to implement improvements. Pasternack reserves the right to make such changes as required. Unless otherwise stated, all specifications are nominal.



Low Loss Flexible .200 inch Foam Dielectric Type Coax  
Cable Double Shielded with Black PE Jacket

TECHNICAL DATA SHEET

PE-C200

**Plotted and Other Data**

Notes:

Values at 25 °C, sea level

Low Loss Flexible .200 inch Foam Dielectric Type Coax Cable Double Shielded with Black PE Jacket from Pasternack Enterprises has same day shipment for domestic and International orders. Our RF, microwave and fiber optic products maintain a 99% availability and are part of the broadest selection in the industry.

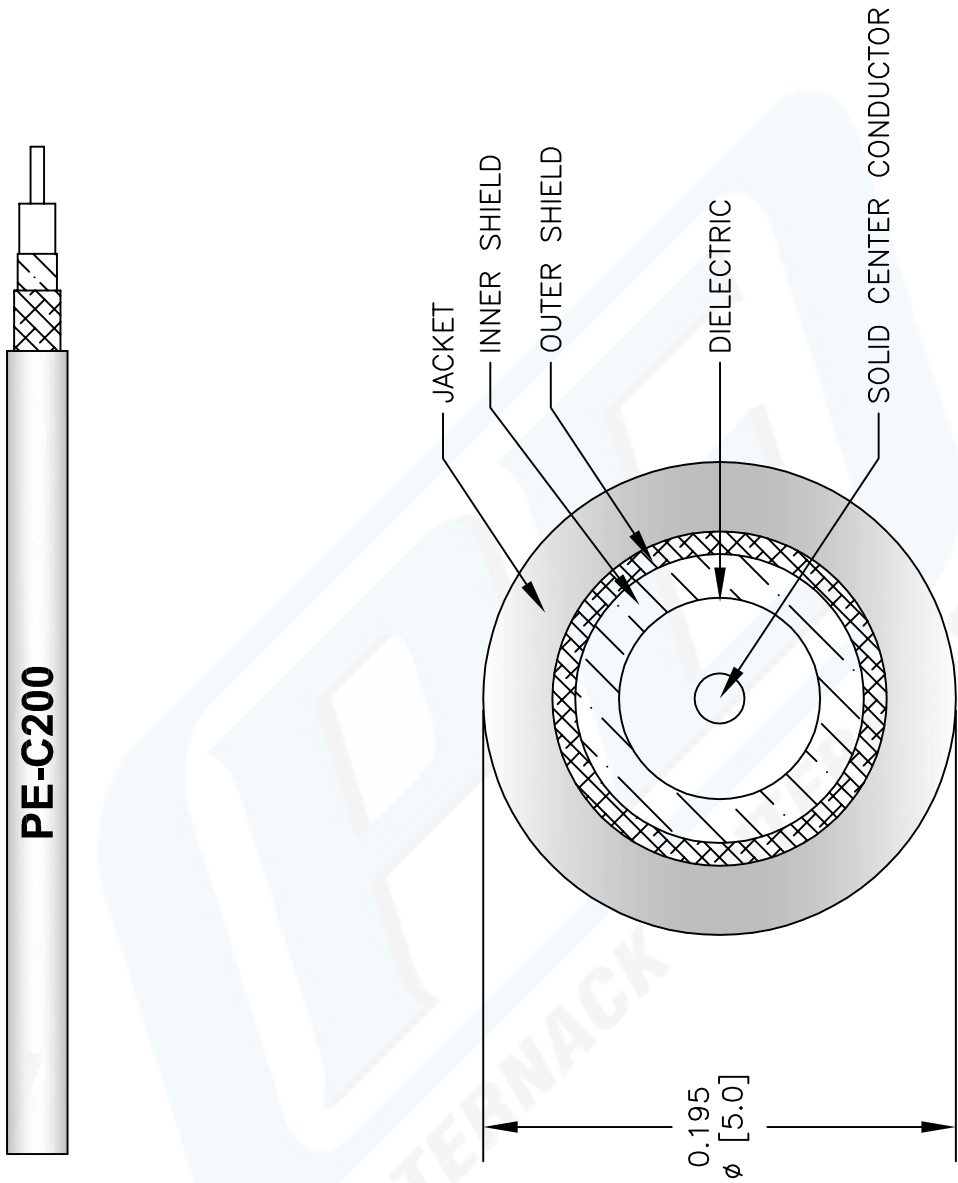
Click the following link (or enter part number in "SEARCH" on website) to obtain additional part information including price, inventory and certifications: [Low Loss Flexible .200 inch Foam Dielectric Type Coax Cable Double Shielded with Black PE Jacket PE-C200](#)

URL: <http://www.pasternack.com/flexible-0.195-50-ohm-coax-cable-pe-jacket-pe-c200-p.aspx>

The information contained in this document is accurate to the best of our knowledge and representative of the part described herein. It may be necessary to make modifications to the part and/or the documentation of the part, in order to implement improvements. Pasternack reserves the right to make such changes as required. Unless otherwise stated, all specifications are nominal.

# PE-C200 CAD Drawing

Low Loss Flexible .200 inch Foam Dielectric Type Coax  
Cable Double Shielded with Black PE Jacket



NOTES:  
1. UNLESS OTHERWISE SPECIFIED ALL DIMENSIONS ARE NOMINAL.  
2. ALL SPECIFICATIONS ARE SUBJECT TO CHANGE WITHOUT NOTICE AT ANY TIME.  
3. DIMENSIONS ARE IN INCHES [mm].

DWG TITLE	FSCM NO. 53919
PE-C200	

**PASTERNAK®**  
Pasternack Enterprises, Inc.  
P.O. Box 16759 | Irvine | CA | 92623  
Phone: (949) 261-1920 | Fax: (949) 261-7451  
Website: [www.pasternack.com](http://www.pasternack.com) | E-Mail: [sales@pasternack.com](mailto:sales@pasternack.com)