



SMP Male Bulkhead Mount Full Detent Connector Solder
Attachment for RG405, PE-SR405FL Catchers Mitt

TECHNICAL DATA SHEET

PE44962

Configuration

Connector	SMP Male, Full Detent
Connector Specification	MIL-STD-348
Connector Interface Type	RG405, PE-SR405FL
Attachment Method (Shield/Contact)	Solder
Body Style	Straight
Mount Method	Bulkhead

Electrical Specifications

Impedance	50 Ohms
-----------	---------

Mechanical Specifications

Size

Length	0.51 in [12.95 mm]
Width/Dia.	0.235 in [5.97 mm]
Weight	0.006 lbs [2.72 g]

Connector

Type	SMP Male
Contact Material and Plating	Beryllium Copper, Gold
Contact Plating Specification	MIL-G-45204
Coupling Nut Material and Plating	Passivated Stainless Steel
Coupling Nut Plating Specification	AMS-QQ-P-35
Body Material and Plating	Beryllium Copper, Gold
Body Plating Specification	MIL-G-45204
Dielectric Type	PTFE

Compliance Certifications (visit www.Pasternack.com for current document)

RoHS Compliant

Click the following link (or enter part number in "SEARCH" on website) to obtain additional part information including price, inventory and certifications: [SMP Male Bulkhead Mount Full Detent Connector Solder Attachment for RG405, PE-SR-405FL Catchers Mitt PE44962](#)



SMP Male Bulkhead Mount Full Detent Connector Solder Attachment for RG405, PE-SR405FL Catchers Mitt

TECHNICAL DATA SHEET

PE44962

Plotted and Other Data

Notes:

- Values at +25 °C, sea level

SMP Male Bulkhead Mount Full Detent Connector Solder Attachment for RG405, PE-SR405FL Catchers Mitt from Pasternack Enterprises has same day shipment for domestic and International orders. Our RF, microwave and millimeter wave products maintain a 99% availability and are part of the broadest selection in the industry.

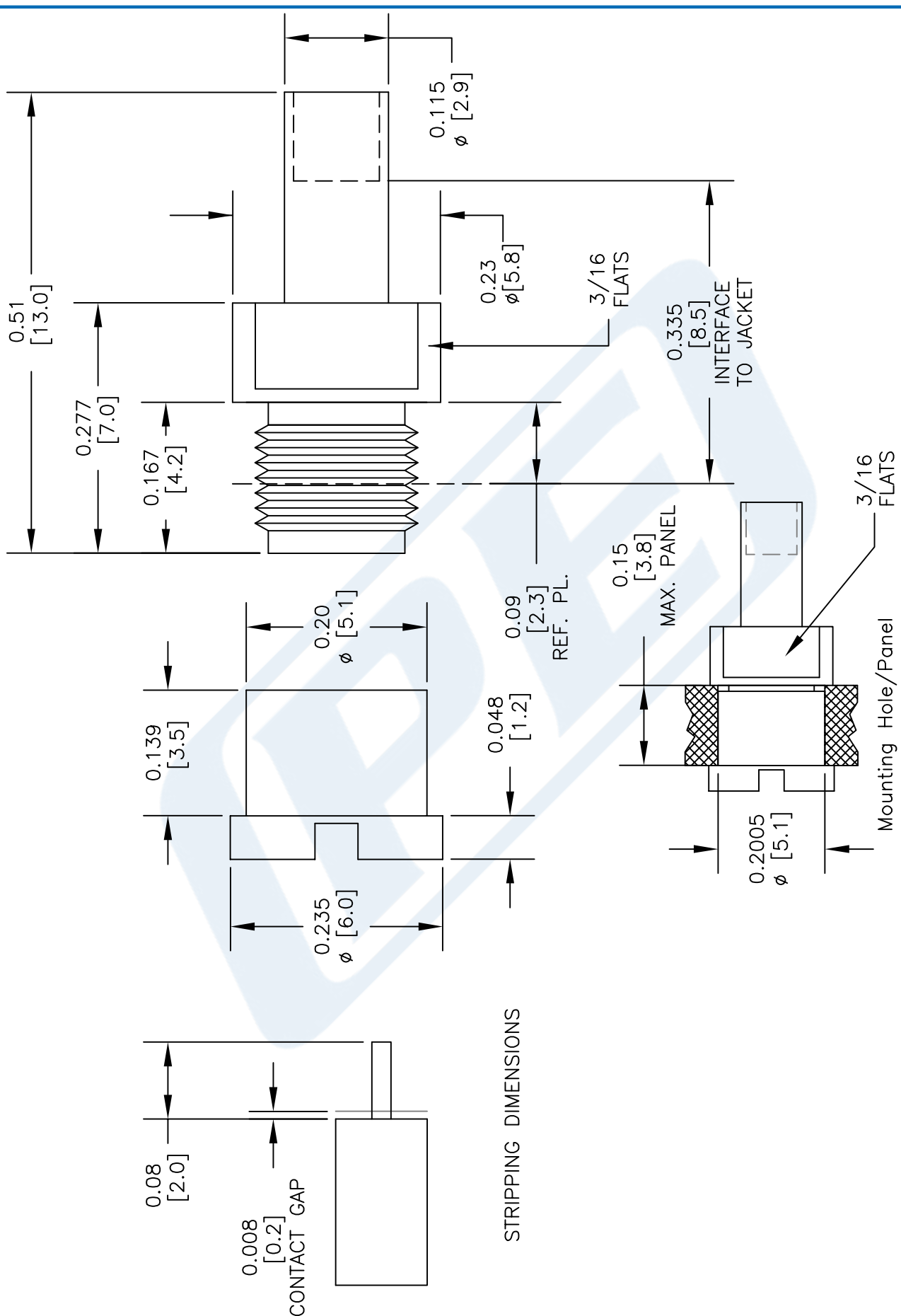
Click the following link (or enter part number in "SEARCH" on website) to obtain additional part information including price, inventory and certifications: [SMP Male Bulkhead Mount Full Detent Connector Solder Attachment for RG405, PE-SR405FL Catchers Mitt PE44962](http://www.pasternack.com/smp-male-standard-rg405-pe-sr405fl-connector-pe44962-p.aspx)

URL: <http://www.pasternack.com/smp-male-standard-rg405-pe-sr405fl-connector-pe44962-p.aspx>

The information contained in this document is accurate to the best of our knowledge and representative of the part described herein. It may be necessary to make modifications to the part and/or the documentation of the part, in order to implement improvements. Pasternack reserves the right to make such changes as required. Unless otherwise stated, all specifications are nominal. Pasternack does not make any representation or warranty regarding the suitability of the part described herein for any particular purpose, and Pasternack does not assume any liability arising out of the use of any part or documentation.

PE44962 CAD Drawing

SMP Male Bulkhead Mount Full Detent Connector Solder
Attachment for RG405, PE-SR405FL Catchers Mitt



NOTES:
1. UNLESS OTHERWISE SPECIFIED ALL DIMENSIONS ARE NOMINAL.
2. ALL SPECIFICATIONS ARE SUBJECT TO CHANGE WITHOUT NOTICE AT ANY TIME.
3. DIMENSIONS ARE IN INCHES [mm].
4. FITS MIL-C-17 AND EQUIVALENT CABLES.

DWG TITLE
PE44962

PE PASTERNAK
THE ENGINEER'S RF SOURCE
Pasternack Enterprises, Inc.
P.O. Box 16759 | Irvine | CA | 92623
Phone: (949) 261-1920 | Fax: (949) 261-7451
Website: www.pasternack.com | E-Mail: sales@pasternack.com

FSCM NO. 53919
CAD FILE 032614
SCALE N/A
SIZE A
150



SMP Male Bulkhead Mount Full Detent Connector Solder
Attachment for RG405, PE-SR405FL Catchers Mitt

TECHNICAL DATA SHEET

PE44962

Configuration

Connector	SMP Male, Full Detent
Connector Specification	MIL-STD-348
Connector Interface Type	RG405, PE-SR405FL
Attachment Method (Shield/Contact)	Solder
Body Style	Straight
Mount Method	Bulkhead

Electrical Specifications

Impedance	50 Ohms
-----------	---------

Mechanical Specifications

Size

Length	0.51 in [12.95 mm]
Width/Dia.	0.235 in [5.97 mm]
Weight	0.006 lbs [2.72 g]

Connector

Type	SMP Male
Contact Material and Plating	Beryllium Copper, Gold
Contact Plating Specification	MIL-G-45204
Coupling Nut Material and Plating	Passivated Stainless Steel
Coupling Nut Plating Specification	AMS-QQ-P-35
Body Material and Plating	Beryllium Copper, Gold
Body Plating Specification	MIL-G-45204
Dielectric Type	PTFE

Compliance Certifications (visit www.Pasternack.com for current document)

RoHS Compliant

Click the following link (or enter part number in "SEARCH" on website) to obtain additional part information including price, inventory and certifications: [SMP Male Bulkhead Mount Full Detent Connector Solder Attachment for RG405, PE-SR-405FL Catchers Mitt PE44962](#)



SMP Male Bulkhead Mount Full Detent Connector Solder Attachment for RG405, PE-SR405FL Catchers Mitt

TECHNICAL DATA SHEET

PE44962

Plotted and Other Data

Notes:

- Values at +25 °C, sea level

SMP Male Bulkhead Mount Full Detent Connector Solder Attachment for RG405, PE-SR405FL Catchers Mitt from Pasternack Enterprises has same day shipment for domestic and International orders. Our RF, microwave and millimeter wave products maintain a 99% availability and are part of the broadest selection in the industry.

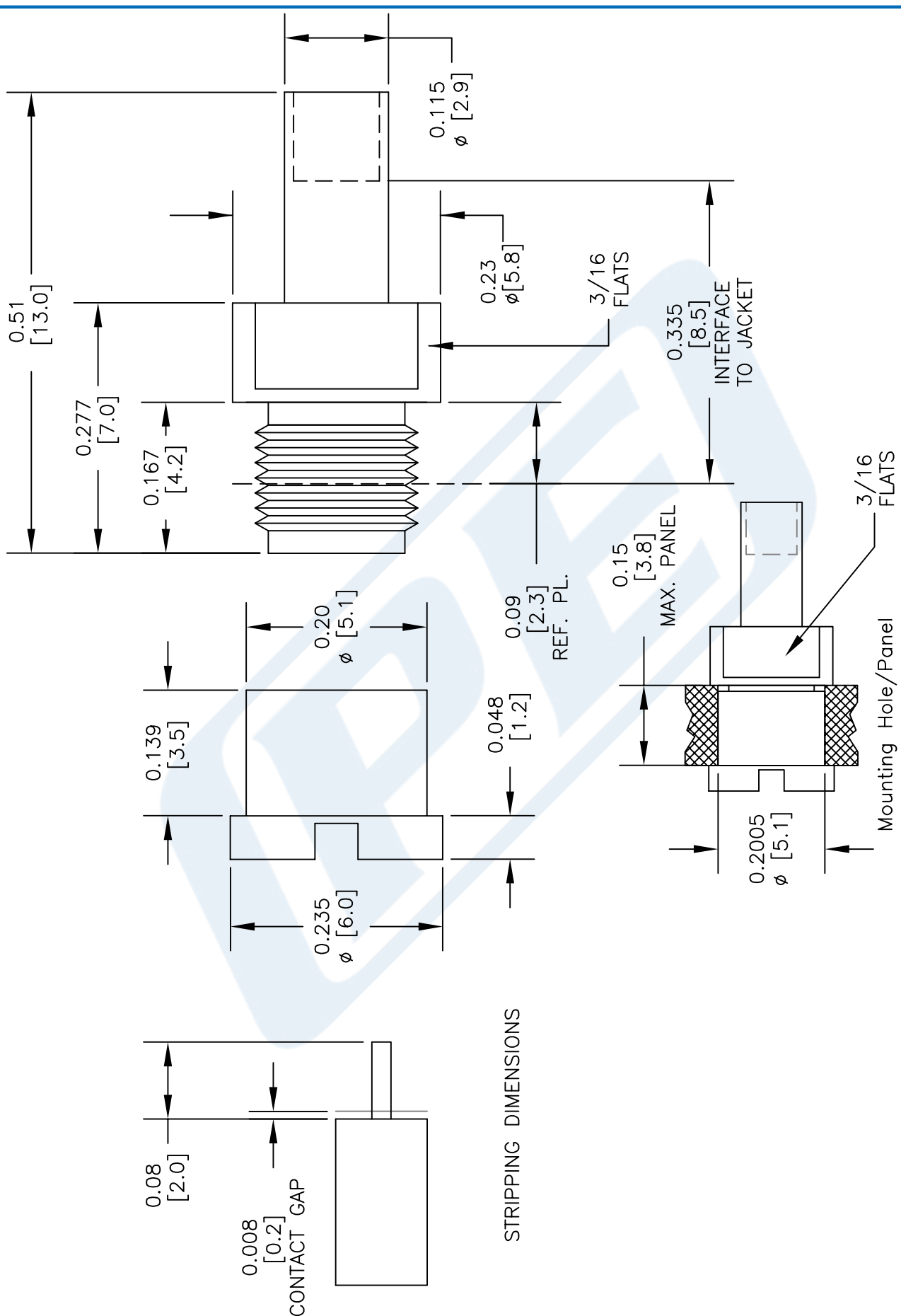
Click the following link (or enter part number in "SEARCH" on website) to obtain additional part information including price, inventory and certifications: [SMP Male Bulkhead Mount Full Detent Connector Solder Attachment for RG405, PE-SR405FL Catchers Mitt PE44962](http://www.pasternack.com/smp-male-standard-rg405-pe-sr405fl-connector-pe44962-p.aspx)

URL: <http://www.pasternack.com/smp-male-standard-rg405-pe-sr405fl-connector-pe44962-p.aspx>

The information contained in this document is accurate to the best of our knowledge and representative of the part described herein. It may be necessary to make modifications to the part and/or the documentation of the part, in order to implement improvements. Pasternack reserves the right to make such changes as required. Unless otherwise stated, all specifications are nominal. Pasternack does not make any representation or warranty regarding the suitability of the part described herein for any particular purpose, and Pasternack does not assume any liability arising out of the use of any part or documentation.

PE44962 CAD Drawing

SMP Male Bulkhead Mount Full Detent Connector Solder
Attachment for RG405, PE-SR405FL Catchers Mitt



NOTES:
1. UNLESS OTHERWISE SPECIFIED ALL DIMENSIONS ARE NOMINAL.
2. ALL SPECIFICATIONS ARE SUBJECT TO CHANGE WITHOUT NOTICE AT ANY TIME.
3. DIMENSIONS ARE IN INCHES [mm].
4. FITS MIL-C-17 AND EQUIVALENT CABLES.

DWG TITLE
PE44962

PE PASTERNAK
THE ENGINEER'S RF SOURCE
Pasternack Enterprises, Inc.
P.O. Box 16759 | Irvine | CA | 92623
Phone: (949) 261-1920 | Fax: (949) 261-7451
Website: www.pasternack.com | E-Mail: sales@pasternack.com

FSCM NO. 53919
CAD FILE 032614
SCALE N/A
SIZE A
150



Formable 086 Semirigid Coax Cable with Tinned Braid Outer Conductor and Black FEP Jacket

RF Cables Technical Data Sheet

PE-SR405FLJ

Configuration

- Formable Cable
- 1 Shield(s)

Features

- Dimensionally the same as standard solid outer conductor semi-rigid coax
- Standard semi-rigid connectors can be used
- Cable is hand formable and does not require special tools to bend
- Connectors are easily soldered to Tin soaked outer conductor
- Cable can be formed more than once without damage to outer conductor
- High RF Shielding >100 dB

Description

Formable semi-rigid coax is a hand formable version of standard semi-rigid that does not require complicated and costly pre-formed cable assemblies. Because the dimensions and electrical characteristics are so closely matched to semi-rigid coax, standard semi-rigid connectors can be used. The tin soaked copper braid outer shield provides excellent RF shielding. FEP Jacket reduces the chance of shorting exposed contacts or circuit conductors.

Electrical Specifications

Description	Minimum	Typical	Maximum	Units
Frequency Range	DC		61	GHz
Impedance		50		Ohms
Velocity of Propagation		69.5		%
Time Delay		1.43 [4.69]		ns/ft [ns/m]
Shielding Effectiveness	100			dB
Operating Voltage (AC)			1,500	Vrms
Inner Conductor DC Resistance			65.7	Ohms/1000ft
Outer Conductor DC Resistance			10.2	Ohms/1000ft
Nominal Capacitance		29 [95.14]		pF/ft [pF/m]

Performance by Frequency Band

Description	F1	F2	F3	F4	F5	Units
Frequency	0.5	1	5	10	20	GHz
Attenuation, Typ	15	22.5	54.9	81.2	120	dB/100ft
	49.21	73.82	180.12	266.4	393.7	dB/100m
Input Power (CW), Max	173.5	121.5	52.2	35.8	24.3	Watts

Click the following link (or enter part number in "SEARCH" on website) to obtain additional part information including price, inventory and certifications: [Formable PE-SR405FLJ Coax Cable with Outer Conductor and Black FEP Jacket PE-SR-405FLJ](#)



Formable 086 Semirigid Coax Cable with Tinned Braid Outer Conductor and Black FEP Jacket

RF Cables Technical Data Sheet

PE-SR405FLJ

Mechanical Specifications

Diameter	0.105 in [2.67 mm]
Weight	0.015 lbs/ft [0.02 Kg/m]
Min. Bend Radius (Installation)	0.5 in [12.7 mm]
Min. Bend Radius (Repeated)	0.787 in [19.99 mm]

Construction Specifications

Description	Material and Plating	Diameter
Inner Conductor	Copper Clad Steel, Silver, 1 Strands	0.02 in [0.51 mm]
Conductor Type	Solid	
Dielectric	PTFE	0.062 in [1.57 mm]
Outer Conductor	Tinned Copper Composite Braid	0.085 in [2.16 mm]
Jacket	FEP, Black	0.105 in [2.67 mm]

Environmental Specifications

Temperature	
Operating Range	-55 to +125 deg C

Compliance Certifications (see [product page](#) for current document)

Plotted and Other Data

Notes:

Formable 086 Semirigid Coax Cable with Tinned Braid Outer Conductor and Black FEP Jacket from Pasternack Enterprises has same day shipment for domestic and International orders. Our RF, microwave and millimeter wave products maintain a 99.4% availability and are part of the broadest selection in the industry.

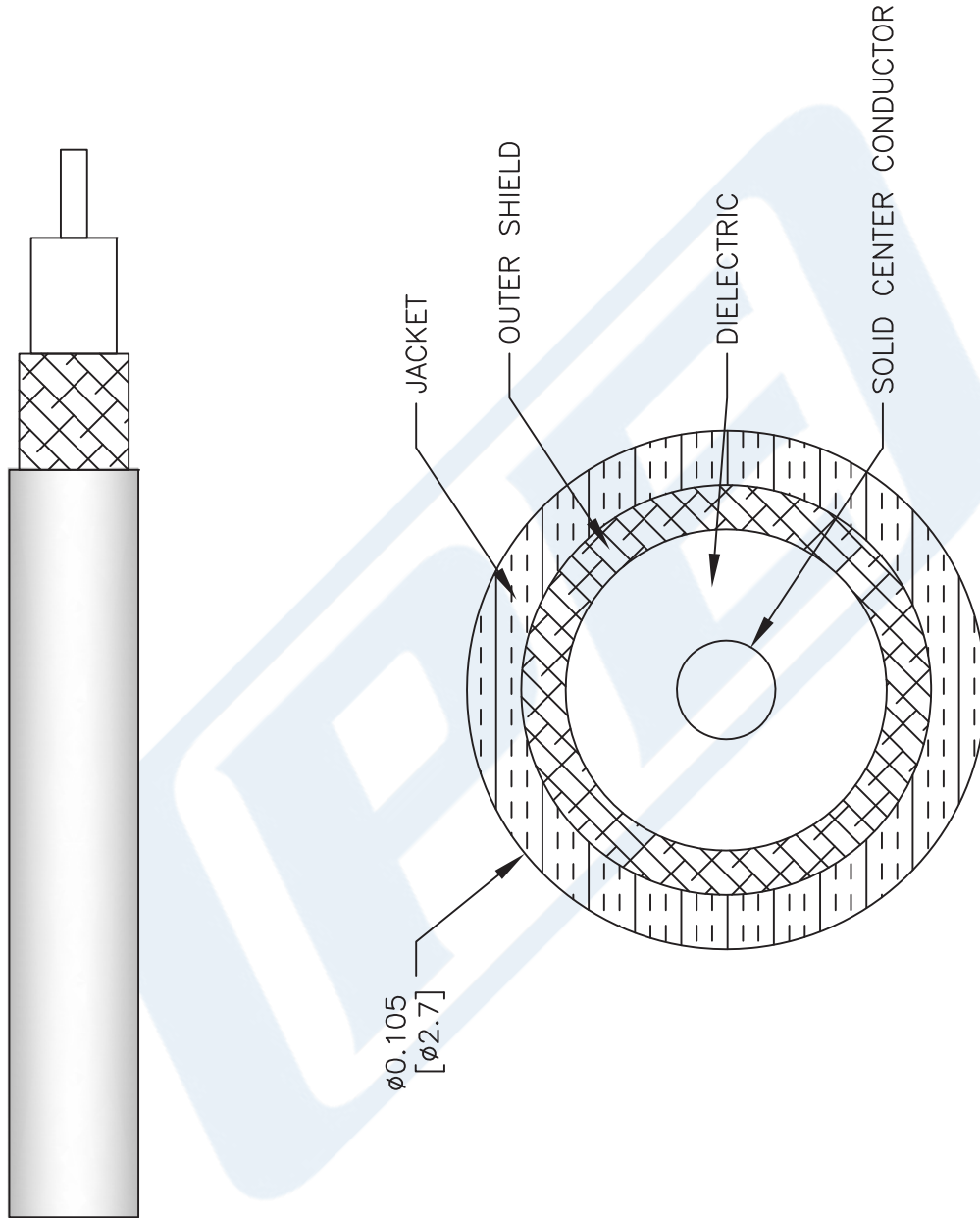
Click the following link (or enter part number in "SEARCH" on website) to obtain additional part information including price, inventory and certifications: [Formable PE-SR405FLJ Coax Cable with Outer Conductor and Black FEP Jacket PE-SR405FLJ](#)

URL: <https://www.pasternack.com/50-ohm-formable-086-semirigid-tinned-braid-outer-conductor-fep-jacket-black-pe-sr405flj-p.aspx>

The information contained in this document is accurate to the best of our knowledge and representative of the part described herein. It may be necessary to make modifications to the part and/or the documentation of the part, in order to implement improvements. Pasternack reserves the right to make such changes as required. Unless otherwise stated, all specifications are nominal. Pasternack does not make any representation or warranty regarding the suitability of the part described herein for any particular purpose, and Pasternack does not assume any liability arising out of the use of any part or documentation.

PE-SR405FLJ CAD Drawing

Formable 086 Semirigid Coax Cable with Tinned Braid
Outer Conductor and Black FEP Jacket



NOTES:

1. UNLESS OTHERWISE SPECIFIED ALL DIMENSIONS ARE NOMINAL.
2. ALL SPECIFICATIONS ARE SUBJECT TO CHANGE WITHOUT NOTICE AT ANY TIME.
3. DIMENSIONS ARE IN INCHES [mm].

DWG TITLE

PE-SR405FLJ

CAGE CODE 53919

2233

PE PASTERNAK®
THE ENGINEER'S RF SOURCE

Pasternack Enterprises, Inc.
P.O. Box 16759 | Irvine | CA | 92623
Phone: (949) 261-1920 | Fax: (949) 261-7451
Website: www.pasternack.com | E-Mail: sales@pasternack.com