



## SMA Male to SMA Male Cable Using RG316 Coax In 150 CM Length

### RF Cable Assemblies Technical Data Sheet

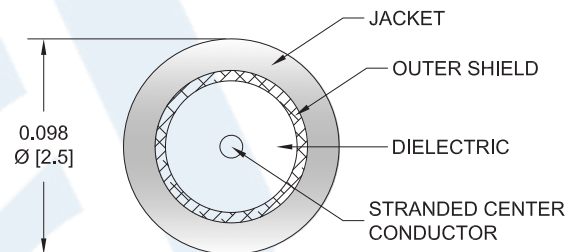
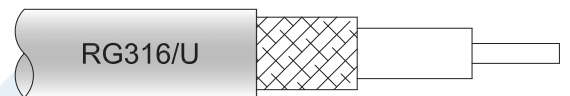
PE3C1820-150CM

#### Configuration

- Connector 1: SMA Male
- Connector 2: SMA Male
- Cable Type: RG316

#### Features

- Max Frequency 3 GHz
- 69% Phase Velocity
- FEP Jacket



#### Applications

- General Purpose
- Laboratory Use

#### Description

Pasternack's PE3C1820-150CM SMA male to SMA male 150 cm cable using RG316 coax is part of our full line of RF components available for same-day shipping. Pasternack's flexible RF cable assemblies are ideal for applications where tight bends and flexure are required. This Pasternack SMA to SMA cable assembly has a male to male gender configuration with 50 ohm flexible RG316 coax. The PE3C1820-150CM SMA male to SMA male cable assembly operates to 3 GHz.

Custom versions of most RF cable assemblies can be built and shipped same day. Custom cable assembly lengths can be obtained by specifying the desired length on the web site at time of order or by contacting a sales representative. Other available RF cable assembly value added services include connector orientation or clocking, heat shrink booting and custom labeling. RF testing can also be performed to document the electrical performance of your cable assembly.

Click the following link (or enter part number in "SEARCH" on website) to obtain additional part information including price, inventory and certifications: [SMA Male to SMA Male Cable Using RG316 Coax In 150 CM Length PE3C1820-150CM](#)



## SMA Male to SMA Male Cable Using RG316 Coax In 150 CM Length

### RF Cable Assemblies Technical Data Sheet

PE3C1820-150CM

#### Electrical Specifications

Description	Minimum	Typical	Maximum	Units
Frequency Range	DC		3	GHz
Velocity of Propagation		69		%
Operating Voltage (AC)			375	Vrms
Jacket Spark			2,000	Vrms

#### Specifications by Frequency

Description	F1	F2	F3	F4	F5	Units
Frequency	0.1	0.25	0.5	1	3	GHz
Insertion Loss (Typ.)	0.47	0.73	1.1	1.63	2.98	dB

#### Electrical Specification Notes:

The Insertion Loss data above is based on the performance specifications of the coax and connectors used in this assembly. The Insertion Loss includes an estimated insertion loss of  $0.1 \cdot \sqrt{\text{FGHz}}$  dB per connector.

#### Mechanical Specifications

##### Cable Assembly

Length*	59.06 in [150.01 cm]
Weight	0.03 lbs [13.61 g]

##### Cable

Cable Type	RG316
Impedance	50 Ohms
Inner Conductor Type	Stranded
Inner Conductor Material and Plating	Copper Clad Steel, Silver
Dielectric Type	PTFE
Number of Shields	1
Shield Layer 1	Silver Plated Copper Braid
Jacket Material	FEP, Tan
Jacket Diameter	0.102 in [2.59 mm]

Click the following link (or enter part number in "SEARCH" on website) to obtain additional part information including price, inventory and certifications: [SMA Male to SMA Male Cable Using RG316 Coax In 150 CM Length PE3C1820-150CM](#)



## SMA Male to SMA Male Cable Using RG316 Coax In 150 CM Length

### RF Cable Assemblies Technical Data Sheet

PE3C1820-150CM

#### Connectors

Description	Connector 1	Connector 2
Type	SMA Male	SMA Male
Impedance	50 Ohms	50 Ohms
Contact Material and Plating	Brass, Gold	Brass, Gold
Dielectric Type	Teflon	Teflon
Body Material and Plating	Stainless Steel	Stainless Steel
Coupling Nut Material and Plating	Stainless Steel	Stainless Steel

**Compliance Certifications** (see [product page](#) for current document)

#### Plotted and Other Data

Notes:

#### How to Order

Part Number Configuration:

**PE3C1820**    - **xx**    **uu**

\_\_\_\_\_ Unit of Measure:  
                   cm = Centimeters  
                   <blank> = Inches  
 \_\_\_\_\_ Length  
 \_\_\_\_\_ Base Number

Example: PE3C1820-12 = 12 inches long cable  
 PE3C1820-100cm = 100 cm long cable

SMA Male to SMA Male Cable Using RG316 Coax In 150 CM Length from Pasternack Enterprises has same day shipment for domestic and International orders. Our RF, microwave and millimeter wave products maintain a 99.4% availability and are part of the broadest selection in the industry.

Click the following link (or enter part number in "SEARCH" on website) to obtain additional part information including price, inventory and certifications: [SMA Male to SMA Male Cable Using RG316 Coax In 150 CM Length PE3C1820-150CM](#)

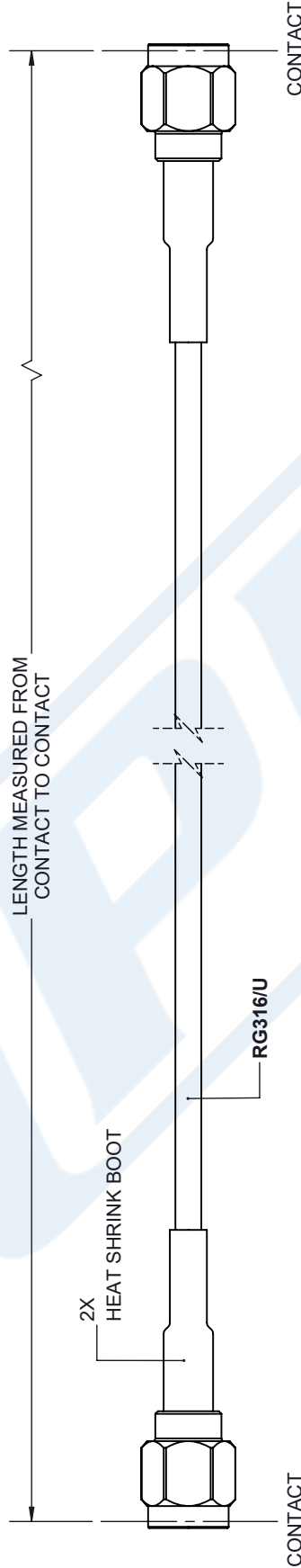
URL: <https://www.pasternack.com/sma-male-to-sma-male-cable-150-cm-length-using-rg316-pe3c1820-150cm-p.aspx>

The information contained in this document is accurate to the best of our knowledge and representative of the part described herein. It may be necessary to make modifications to the part and/or the documentation of the part, in order to implement improvements. Pasternack reserves the right to make such changes as required. Unless otherwise stated, all specifications are nominal. Pasternack does not make any representation or warranty regarding the suitability of the part described herein for any particular purpose, and Pasternack does not assume any liability arising out of the use of any part or documentation.

# PE3C1820-150CM CAD Drawing

SMA Male to SMA Male Cable Using RG316 Coax In 150 CM Length

REVISIONS		
REV.	DESCRIPTION	DATE
A	INITIAL RELEASE	11/5/2021
		APPROVED A. GANWANI



SMA MALE

SMA MALE

<p>UNLESS OTHERWISE SPECIFIED LEADING DIMENSIONS ARE INCHES DIMENSIONS IN [ ] ARE MILLIMETERS</p> <p><b>TOLERANCES:</b></p> <p>.X = ±.2 [ .008 ]     FRACTIONS ± 1/32          .XX = ±.02 [ .51 ]     ANGLES ± 1°          .XXX = ±.005 [ .13 ]</p> <p><b>CABLE LENGTH (L), TOLERANCES:</b></p> <p>L ≤ 12 [305] = +1 [25] / -0          12 [305] &lt; L ≤ 60 [1524] = +2 [51] / -0          60 [1524] &lt; L ≤ 120 [3048] = +4 [102] / -0          120 [3048] &lt; L ≤ 300 [7620] = +6 [152] / -0          300 [7620] &lt; L = +5% / -0</p> <p>ALL DIMENSIONS SHOWN ARE FOR REFERENCE ONLY.</p>	 <p>Pasternack Enterprises, Inc.          P. O. Box 16759, Irvine, CA 92623.          Phone: 1.949.261.1920   1.866.727.8376          Fax: 1.949.261.7451          Website: www.pasternack.com          E-mail: sales@pasternack.com</p>	<p>THIRD-ANGLE PROJECTION</p>  <p>THE INFORMATION AND DESIGN IN THIS DOCUMENT IS THE PROPERTY OF PASTERNAK CORPORATION ALL RIGHTS RESERVED.</p> <p>SHEET 1 OF 1</p> <p>SCALE N/A</p>	<p>REV A</p> <p>ITEM NO. PE3C1820</p> <p>DRAWN BY K.DANG</p> <p>SIZE A</p> <p>CAGE CODE 53919</p>
---	---	---	---

THESE COMMODITIES, TECHNOLOGY OR SOFTWARE WERE EXPORTED FROM THE UNITED STATES IN ACCORDANCE WITH THE EXPORT ADMINISTRATION REGULATIONS. DIVERSION CONTRARY TO U.S. LAW PROHIBITED.