



N Male to N Male Cable Using RG393 Coax

RF Cable Assemblies Technical Data Sheet

PE3C2877

Configuration

- Connector 1: N Male
- Connector 2: N Male
- Cable Type: RG393

Features

- Max Frequency 10 GHz
- Double Shielded
- FEP Jacket

Applications

- General Purpose
- Laboratory Use

Description

Pasternack's PE3C2877 type N male to type N male cable using RG393 coax is part of our full line of RF components available for same-day shipping. Pasternack's flexible RF cable assemblies are ideal for applications where tight bends and flexure are required. This Pasternack type N to type N cable assembly has a male to male gender configuration with 50 ohm flexible RG393 coax. The PE3C2877 type N male to type N male cable assembly operates to 10 GHz. The double shielding of this Pasternack cable assembly provides excellent shielding effectiveness.

Custom versions of most RF cable assemblies can be built and shipped same day. Custom cable assembly lengths can be obtained by specifying the desired length on the web site at time of order or by contacting a sales representative. Other available RF cable assembly value added services include connector orientation or clocking, heat shrink booting and custom labeling. RF testing can also be performed to document the electrical performance of your cable assembly.

Click the following link (or enter part number in "SEARCH" on website) to obtain additional part information including price, inventory and certifications: [N Male to N Male Cable Using RG393 Coax PE3C2877](#)



N Male to N Male Cable Using RG393 Coax

RF Cable Assemblies Technical Data Sheet

PE3C2877

Electrical Specifications

Description	Minimum	Typical	Maximum	Units
Frequency Range	DC		10	GHz
VSWR			1.4:1	
Capacitance		29.4 [96.46]		pF/ft [pF/m]

Specifications by Frequency

Description	F1	F2	F3	F4	F5	Units
Frequency	0.5	1	2.5	5	10	GHz
Insertion Loss (Typ.)	0.045	0.075	0.125	0.21	0.35	dB/ft
	0.15	0.25	0.41	0.69	1.15	dB/m

Electrical Specification Notes:

Insertion Loss does not include the loss of the connectors. Insertion Loss is estimated as 0.1 dB per connector.

Mechanical Specifications

Cable Assembly

Weight 0.246 lbs [111.58 g]

Cable

Cable Type RG393
 Impedance 50 Ohms
 Inner Conductor Type Stranded
 Inner Conductor Material and Plating Copper, Silver
 Dielectric Type PTFE
 Number of Shields 2
 Shield Layer 1 Silver Plated Copper Braid
 Shield Layer 2 Silver Plated Copper Braid
 Jacket Material FEP, Tan
 Jacket Diameter 0.39 in [9.91 mm]

One Time Minimum Bend Radius 3.9 in [99.06 mm]

Click the following link (or enter part number in "SEARCH" on website) to obtain additional part information including price, inventory and certifications: [N Male to N Male Cable Using RG393 Coax PE3C2877](#)



N Male to N Male Cable Using RG393 Coax

RF Cable Assemblies Technical Data Sheet

PE3C2877

Connectors

Description	Connector 1	Connector 2
Type	N Male	N Male
Impedance	50 Ohms	50 Ohms
Contact Material and Plating	Brass, Gold	Brass, Gold
Contact Plating Specification	30 µin minimum	30 µin minimum
Dielectric Type	PTFE	PTFE
Body Material and Plating	Brass, Nickel	Brass, Nickel
Body Plating Specification	100 µin minimum	100 µin minimum
Coupling Nut Material and Plating	Brass, Nickel	Brass, Nickel
Coupling Nut Plating Specification	100 µin minimum	100 µin minimum

Compliance Certifications (see [product page](#) for current document)

Plotted and Other Data

Notes:

Click the following link (or enter part number in "SEARCH" on website) to obtain additional part information including price, inventory and certifications: [N Male to N Male Cable Using RG393 Coax PE3C2877](#)



N Male to N Male Cable Using RG393 Coax

RF Cable Assemblies Technical Data Sheet

PE3C2877

How to Order

Part Number Configuration:

PE3C2877

- **xx**

uu

Unit of Measure:
cm = Centimeters
<blank> = Inches
Length
Base Number

Example: PE3C2877-12 = 12 inches long cable
PE3C2877-100cm = 100 cm long cable

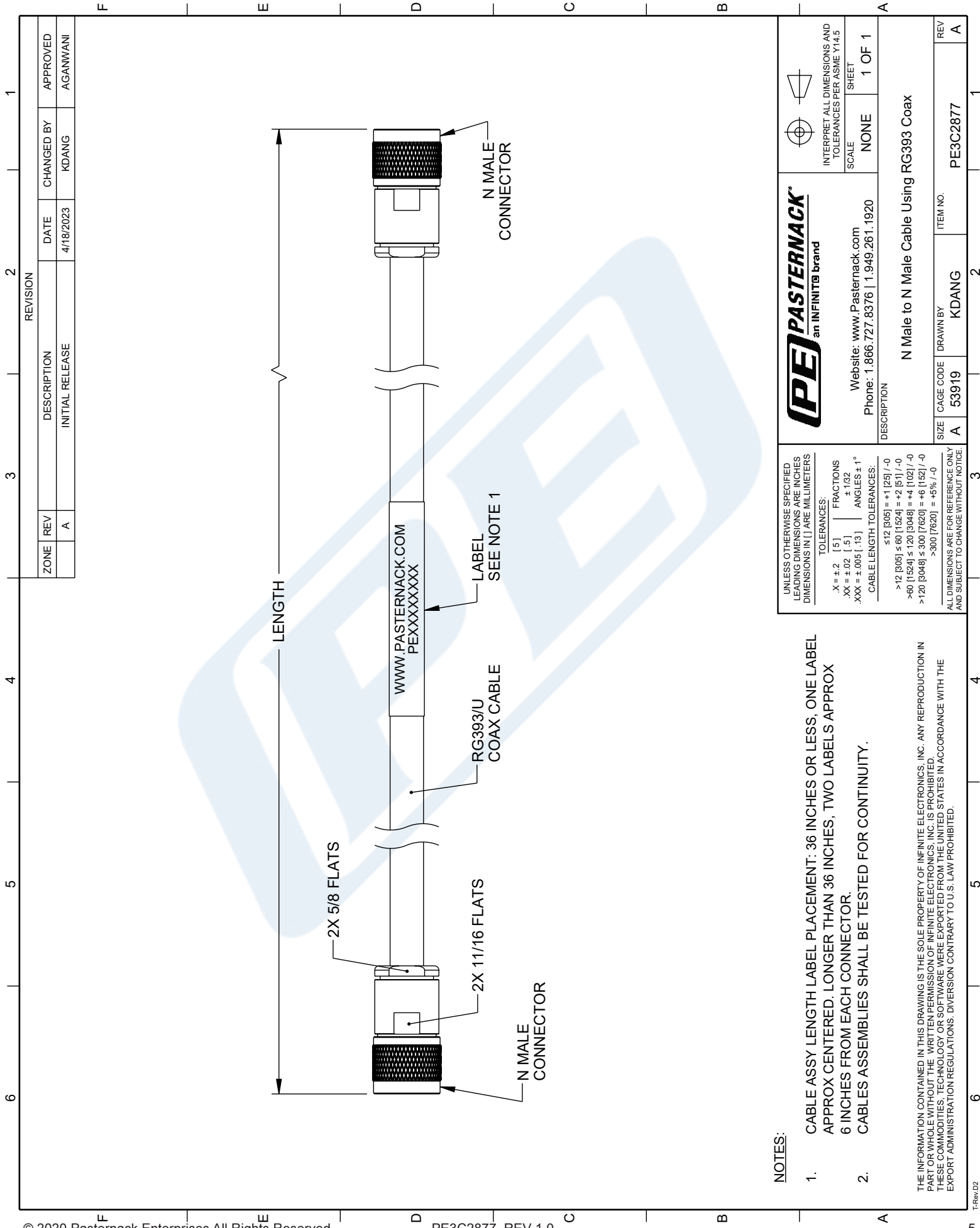
N Male to N Male Cable Using RG393 Coax from Pasternack Enterprises has same day shipment for domestic and International orders. Our RF, microwave and millimeter wave products maintain a 99.4% availability and are part of the broadest selection in the industry.

Click the following link (or enter part number in "SEARCH" on website) to obtain additional part information including price, inventory and certifications: [N Male to N Male Cable Using RG393 Coax PE3C2877](#)

URL: <https://www.pasternack.com/n-male-to-n-male-cable-using-rg393-pe3c2877-p.aspx>

The information contained in this document is accurate to the best of our knowledge and representative of the part described herein. It may be necessary to make modifications to the part and/or the documentation of the part, in order to implement improvements. Pasternack reserves the right to make such changes as required. Unless otherwise stated, all specifications are nominal. Pasternack does not make any representation or warranty regarding the suitability of the part described herein for any particular purpose, and Pasternack does not assume any liability arising out of the use of any part or documentation.



PE3C2877 CAD Drawing
N Male to N Male Cable Using RG393 Coax



NOTES:

- CABLE ASSY LENGTH LABEL PLACEMENT: 36 INCHES OR LESS, ONE LABEL APPROX CENTERED, LONGER THAN 36 INCHES, TWO LABELS APPROX 6 INCHES FROM EACH CONNECTOR.
- CABLES ASSEMBLIES SHALL BE TESTED FOR CONTINUITY.

THE INFORMATION CONTAINED IN THIS DRAWING IS THE SOLE PROPERTY OF INFINITE ELECTRONICS, INC. ANY REPRODUCTION IN PART OR WHOLE WITHOUT THE WRITTEN PERMISSION OF INFINITE ELECTRONICS, INC. IS PROHIBITED. THESE COMMODITIES, TECHNOLOGY OR SOFTWARE WERE EXPORTED FROM THE UNITED STATES IN ACCORDANCE WITH THE EXPORT ADMINISTRATION REGULATIONS. DIVERSION CONTRARY TO U.S. LAW PROHIBITED.

 PASTERNAK an INFINITO brand		 INTERPRET ALL DIMENSIONS AND TOLERANCES PER ASME Y14.5	
Website: www.Pasternack.com Phone: 1.866.727.8376 1.949.261.1920		SCALE	NONE
DESCRIPTION N Male to N Male Cable Using RG393 Coax		SHEET	1 OF 1
SIZE A	CAGE CODE 53919	DRAWN BY KDANG	ITEM NO. PE3C2877
REV		A	