

Slide-On BMA Jack 2 Hole Flange to Slide-On BMA Jack 2 Hole Flange Cable 6 Inch Length Using PE-SR405FLJ Coax

PE3C4845-6

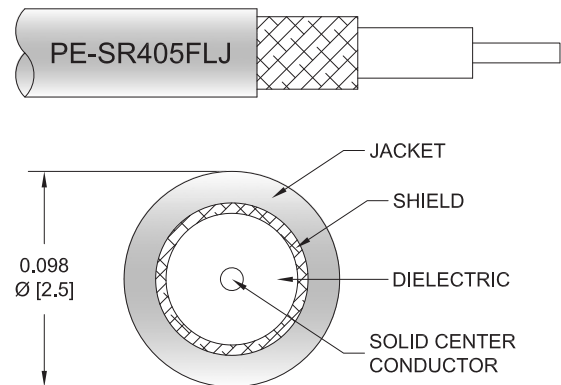


Configuration

- Connector 1: Slide-On BMA Jack 2 Hole Flange
- Connector 2: Slide-On BMA Jack 2 Hole Flange
- Cable Type: PE-SR405FLJ
- Coax Flex Type: Formable

Features

- Max Frequency 20 GHz
- Shielding Effectivity > 100 dB
- 69.5% Phase Velocity
- FEP Jacket
- Good VSWR of 1.5:1
- Gold Plated BMA Contacts
- Low Engagement Force BMA interface
- In stock and ready to ship



Applications

- General Purpose
- Laboratory Use
- BMA Cable RF Backplanes
- Blind Mate BMA Test
- Rack and Panel
- Phased Array Interconnects
- High Speed Switching Networks

Description

Pasternack's BMA cable assemblies using PE-SR405FLJ Coax are part of our full line of RF components available for same-day shipping. These BMA cable assemblies are designed to connect BMA system components, BMA racks, or BMA backplanes, delivering signal frequencies as high as 20 GHz. Our family of BMA cables can also be used to connect switching networks or phase-matched antenna arrays where low loss BMA interconnects are desired. If none of our standard options fit your application, you can specify your own custom BMA cable assembly using Pasternack's online Cable Creator.

Our BMA cable assembly datasheet specifications and drawing with dimensions are shown below in this PDF. Pasternack's broad catalog of RF, microwave and millimeter wave cable assemblies allow designers to configure and customize their signal connections however they like. Whether the need is to provide BMA cabling or blind mate rack connections, Pasternack has the right cable assemblies for the job. Pasternack can also expertly build your custom cable assemblies for you and ship same day.

Electrical Specifications

Description	Minimum	Typical	Maximum	Units
Frequency Range	DC		20	GHz
VSWR			1.5:1	
Return Loss			15.56	dB
Velocity of Propagation		69.5		%
RF Shielding	100			dB
Group Delay		1.43 [4.69]		ns/ft [ns/m]
Capacitance		29 [95.14]		pF/ft [pF/m]

Slide-On BMA Jack 2 Hole Flange to Slide-On BMA Jack 2 Hole Flange Cable 6 Inch Length Using PE-SR405FLJ Coax

PE3C4845-6



Electrical Specifications

Description	Minimum	Typical	Maximum	Units
Operating Voltage (AC)			350	Vrms

Specifications by Frequency

Description	F1	F2	F3	F4	F5	Units
Frequency	0.5	1	5	10	20	GHz
Insertion Loss (Typ.)	0.28	0.32	0.48	0.61	0.8	dB

Mechanical Specifications

Cable Assembly

Width/Diameter	0.75 in [19.05 mm]
Weight	0.041 lbs [18.6 g]

Cable

Cable Type	PE-SR405FLJ
Impedance	50 Ohms
Inner Conductor Type	Solid
Inner Conductor Material and Plating	Copper Clad Steel, Silver
Dielectric Type	PTFE
Number of Shields	1
Outer Conductor 1 Material and Plating	Tinned Copper Composite Braid
Jacket Material	FEP, Black
Jacket Diameter	0.105 in [2.67 mm]
One Time Minimum Bend Radius	0.5 in [12.7 mm]
Repeated Minimum Bend Radius	0.787 in [19.99 mm]

Connectors

Description	Connector 1	Connector 2
Type	BMA Jack 2 Hole Flange	BMA Jack 2 Hole Flange
Impedance	50 Ohms	50 Ohms
Configuration	Straight	Straight
Connection Method	Slide-On	Slide-On
Contact Material and Plating	Beryllium Copper, Gold	Beryllium Copper, Gold
Contact Plating Specification	51.18µ in. minimum	51.18µ in. minimum
Dielectric Type	PTFE	PTFE
Outer Conductor Material and Plating	Beryllium Copper, Gold	Beryllium Copper, Gold
Body Material and Plating	Stainless Steel, Gold	Stainless Steel, Gold
Body Plating Specification	19.68µ in. minimum	19.68µ in. minimum

Slide-On BMA Jack 2 Hole Flange to Slide-On BMA Jack
2 Hole Flange Cable 6 Inch Length Using PE-SR405FLJ Coax



PE3C4845-6

Environmental Specifications

Operating Range Temperature

-55 to +125 deg C

Compliance Certifications (see [product page](#) for current document)

Plotted and Other Data

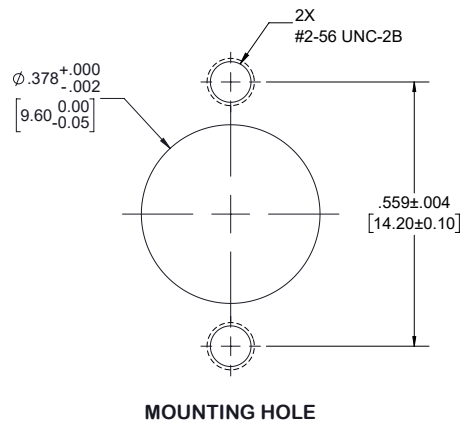
Notes:

Slide-On BMA Jack 2 Hole Flange to Slide-On BMA Jack
2 Hole Flange Cable 6 Inch Length Using PE-SR405FLJ Coax



PE3C4845-6

Typical Performance Data



Slide-On BMA Jack 2 Hole Flange to Slide-On BMA Jack 2 Hole Flange Cable 6 Inch Length Using PE-SR405FLJ Coax



PE3C4845-6

How to Order

Part Number Configuration:

PE3C4845

- xx

uu

Unit of Measure:
cm = Centimeters
<blank> = Inches
Length
Base Number

Example: PE3C4845-12 = 12 inches long cable
PE3C4845-100cm = 100 cm long cable

Slide-On BMA Jack 2 Hole Flange to Slide-On BMA Jack 2 Hole Flange Cable 6 Inch Length Using PE-SR405FLJ Coax from Pasternack Enterprises has same day shipment for domestic and International orders. Our RF, microwave and millimeter wave products maintain a 99.4% availability and are part of the broadest selection in the industry.

Click the following link (or enter part number in "SEARCH" on website) to obtain additional part information including price, inventory and certifications: [Slide-On BMA Jack 2 Hole Flange to Slide-On BMA Jack 2 Hole Flange Cable 6 Inch Length Using PE-SR405FLJ Coax PE3C4845-6](#)

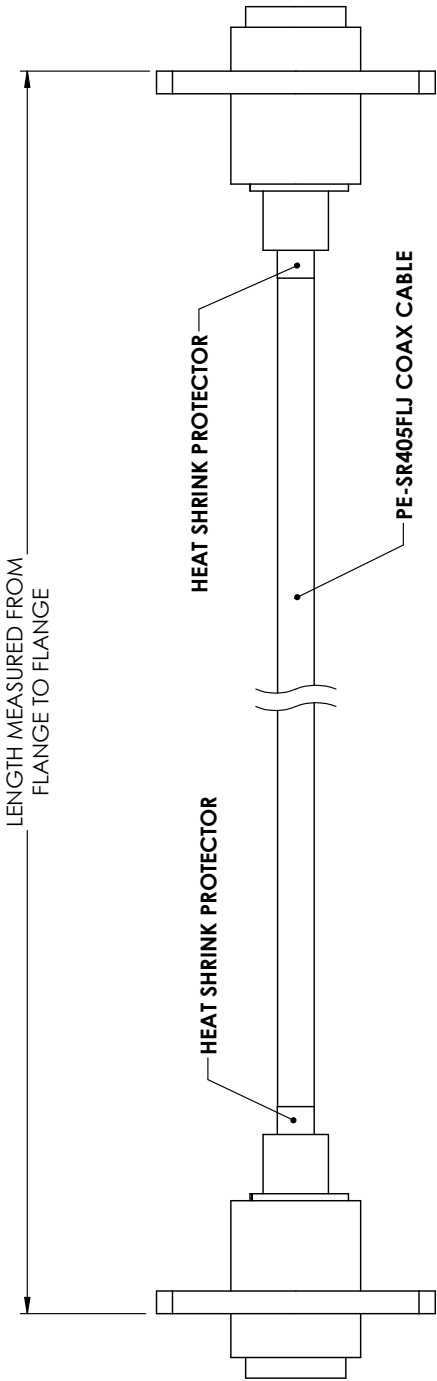
URL: <https://www.pasternack.com/bma-jack-bma-jack-pe-sr405flj-cable-assembly-pe3c4845-6-p.aspx>

The information contained within this document is accurate to the best of our knowledge and representative of the part described herein. It may be necessary to make modifications to the part and/or the documentation of the part in order to implement improvements. Pasternack Enterprises reserves the right to make such changes as required. Unless otherwise stated, all specifications are nominal. Pasternack Enterprises does not make any representation or warranty regarding the suitability of the part described herein for any particular purpose, and Pasternack Enterprises does not assume liability arising out of the use of any part or document.

PE3C4845-6 CAD Drawing

Slide-On BMA Jack 2 Hole Flange to Slide-On BMA Jack 2 Hole Flange

Cable 6 Inch Length Using PE-SR405FLJ Coax



STANDARD	TOLERANCES
.X	±0.2
.XX	±0.01
.XXX	±0.005

*STANDARD TOLERANCES APPLY ONLY TO DIMENSIONS IN INCHES



PASTERNAK®
THE ENGINEER'S RF SOURCE
Pasternack Enterprises, Inc.
P.O. Box 16759 | Irvine | CA | 92623
Phone: (949) 261-1920 | **Fax:** (949) 261-7451
Website: www.pasternack.com | **E-Mail:** sales@pasternack.com

DWG TITLE	PE3C4845
CAGE CODE	53919

NOTES: 1. UNLESS OTHERWISE SPECIFIED ALL DIMENSIONS ARE NOMINAL. 2. ALL SPECIFICATIONS ARE SUBJECT TO CHANGE WITHOUT NOTICE AT ANY TIME. 3. DIMENSIONS ARE IN INCHES [mm].	CAD FILE	12/07/17	SCALE	N/A	SIZE	A	CN2245
---	----------	----------	-------	-----	------	---	--------