



7/16 DIN Female Bulkhead Mount Connector Crimp/
Solder Attachment for PE-C600, LMR-600, LMR-
600-DB, 0.600 inch, 1.161 inch DD Hole

RF Connectors Technical Data Sheet

PE44551

Configuration

- 7/16 DIN Female Connector
- 50 Ohms
- Straight Body Geometry
- PE-C600, LMR-600, LMR-600-DB, 0.600 inch Inter-
- face Type
- Crimp/Solder Attachment
- Bulkhead

Features

- Max. Operating Frequency 7.5 GHz
- Silver Plated Brass Contact

Applications

- General Purpose Test
- Rack and Panel Mount Applications
- Custom Cable Assemblies

Description

Pasternack's PE44551 7/16 DIN female bulkhead connector with crimp/solder attachment for PE-C600, LMR-600, LMR-600-DB and 0.600 inch (1.161 inch DD hole) is part of our full line of RF components available for same-day shipping. Our 7/16 DIN female connector operates up to a maximum frequency of 7.5 GHz. This 7/16 DIN bulkhead connector allows designers to create external connections on their product enclosures, and can be used in a variety of other rack mount and panel mount applications.

Our 7/16 DIN female bulkhead connector PE44551 datasheet specifications and drawing with dimensions are shown below in this PDF. Pasternack's broad catalog of RF, microwave and millimeter wave connectors allows designers to configure and customize their signal connections however they like. Whether the need is to provide an I/O for a board design, or simply create a custom cable assembly configuration, Pasternack has the right connector for the job. Pasternack can also expertly build your custom cable assemblies for you and ship same-day.

Electrical Specifications

Description	Minimum	Typical	Maximum	Units
Frequency Range	DC		7.5	GHz

Mechanical Specifications

Size

Length	2.14 in [54.36 mm]
Width/Dia.	1.54 in [39.12 mm]
Weight	0.351 lbs [159.21 g]

Click the following link (or enter part number in "SEARCH" on website) to obtain additional part information including price, inventory and certifications: [7/16 DIN Female Bulkhead Mount Connector Crimp/Solder Attachment for PE-C600, LMR-600, LMR-600-DB, 0.600 inch, 1.161 inch DD Hole PE44551](#)



7/16 DIN Female Bulkhead Mount Connector Crimp/
Solder Attachment for PE-C600, LMR-600, LMR-
600-DB, 0.600 inch, 1.161 inch DD Hole

RF Connectors Technical Data Sheet

PE44551

Material Specifications

Description	Material	Plating
Contact	Brass	Silver
Insulation	PTFE	
Body	Brass	Tri-Metal

Environmental Specifications

Temperature

Operating Range -65 to +165 deg C

Compliance Certifications (see [product page](#) for current document)

Plotted and Other Data

Notes:

7/16 DIN Female Bulkhead Mount Connector Crimp/Solder Attachment for PE-C600, LMR-600, LMR-600-DB, 0.600 inch, 1.161 inch DD Hole from Pasternack Enterprises has same day shipment for domestic and International orders. Our RF, microwave and millimeter wave products maintain a 99% availability and are part of the broadest selection in the industry.

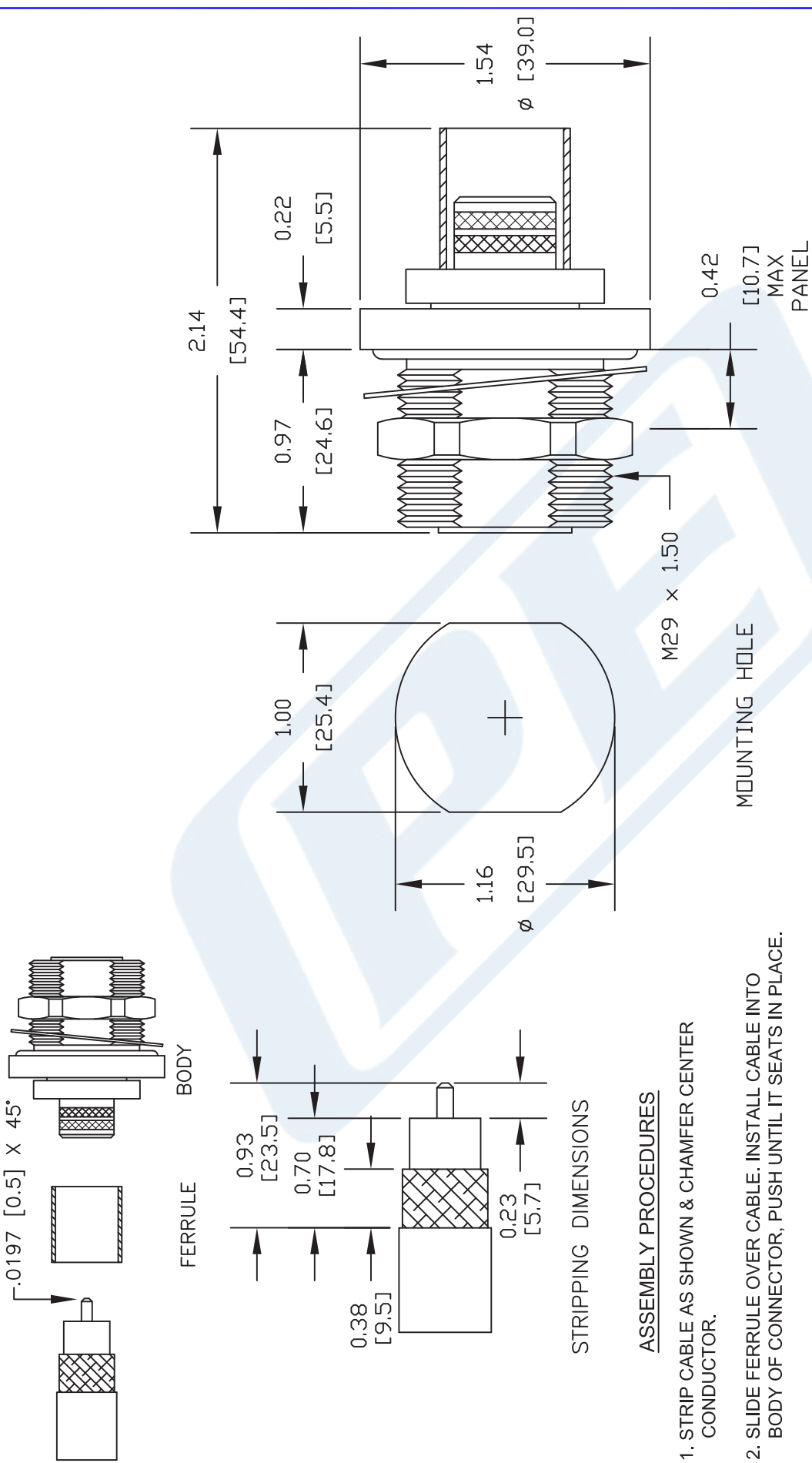
Click the following link (or enter part number in "SEARCH" on website) to obtain additional part information including price, inventory and certifications: [7/16 DIN Female Bulkhead Mount Connector Crimp/Solder Attachment for PE-C600, LMR-600, LMR-600-DB, 0.600 inch, 1.161 inch DD Hole PE44551](#)

URL: <https://www.pasternack.com/7-16-female-standard-pe-c600-0.600-connector-pe44551-p.aspx>

The information contained in this document is accurate to the best of our knowledge and representative of the part described herein. It may be necessary to make modifications to the part and/or the documentation of the part, in order to implement improvements. Pasternack reserves the right to make such changes as required. Unless otherwise stated, all specifications are nominal. Pasternack does not make any representation or warranty regarding the suitability of the part described herein for any particular purpose, and Pasternack does not assume any liability arising out of the use of any part or documentation.

PE44551 CAD Drawing

7/16 DIN Female Bulkhead Mount Connector Crimp/Solder Attachment for
PE-C600, LMR-600, LMR-600-DB, 0.600 inch, 1.161 inch DD Hole



NOTES:
1. UNLESS OTHERWISE SPECIFIED ALL DIMENSIONS ARE NOMINAL.
2. ALL SPECIFICATIONS ARE SUBJECT TO CHANGE WITHOUT NOTICE AT ANY TIME.
3. DIMENSIONS ARE IN INCHES [mm].
4. FITS MIL-C-17 AND EQUIVALENT CABLES.

DWG TITLE
PE44551

FSCM NO. 53919

CAD FILE 081911

SCALE N/A

SIZE A

2233

PASTERNACK®
Pasternack Enterprises, Inc.
P.O. Box 16759 | Irvine | CA | 92623
Phone: (949) 261-1920 | Fax: (949) 261-7451
Website: www.pasternack.com | E-Mail: sales@pasternack.com



7/16 DIN Female Bulkhead Mount Connector Crimp/
Solder Attachment for PE-C600, LMR-600, LMR-
600-DB, 0.600 inch, 1.161 inch DD Hole

RF Connectors Technical Data Sheet

PE44551

Configuration

- 7/16 DIN Female Connector
- 50 Ohms
- Straight Body Geometry
- PE-C600, LMR-600, LMR-600-DB, 0.600 inch Inter-
- face Type
- Crimp/Solder Attachment
- Bulkhead

Features

- Max. Operating Frequency 7.5 GHz
- Silver Plated Brass Contact

Applications

- General Purpose Test
- Rack and Panel Mount Applications
- Custom Cable Assemblies

Description

Pasternack's PE44551 7/16 DIN female bulkhead connector with crimp/solder attachment for PE-C600, LMR-600, LMR-600-DB and 0.600 inch (1.161 inch DD hole) is part of our full line of RF components available for same-day shipping. Our 7/16 DIN female connector operates up to a maximum frequency of 7.5 GHz. This 7/16 DIN bulkhead connector allows designers to create external connections on their product enclosures, and can be used in a variety of other rack mount and panel mount applications.

Our 7/16 DIN female bulkhead connector PE44551 datasheet specifications and drawing with dimensions are shown below in this PDF. Pasternack's broad catalog of RF, microwave and millimeter wave connectors allows designers to configure and customize their signal connections however they like. Whether the need is to provide an I/O for a board design, or simply create a custom cable assembly configuration, Pasternack has the right connector for the job. Pasternack can also expertly build your custom cable assemblies for you and ship same-day.

Electrical Specifications

Description	Minimum	Typical	Maximum	Units
Frequency Range	DC		7.5	GHz

Mechanical Specifications

Size

Length	2.14 in [54.36 mm]
Width/Dia.	1.54 in [39.12 mm]
Weight	0.351 lbs [159.21 g]

Click the following link (or enter part number in "SEARCH" on website) to obtain additional part information including price, inventory and certifications: [7/16 DIN Female Bulkhead Mount Connector Crimp/Solder Attachment for PE-C600, LMR-600, LMR-600-DB, 0.600 inch, 1.161 inch DD Hole PE44551](#)



7/16 DIN Female Bulkhead Mount Connector Crimp/
Solder Attachment for PE-C600, LMR-600, LMR-
600-DB, 0.600 inch, 1.161 inch DD Hole

RF Connectors Technical Data Sheet

PE44551

Material Specifications

Description	Material	Plating
Contact	Brass	Silver
Insulation	PTFE	
Body	Brass	Tri-Metal

Environmental Specifications

Temperature

Operating Range -65 to +165 deg C

Compliance Certifications (see [product page](#) for current document)

Plotted and Other Data

Notes:

7/16 DIN Female Bulkhead Mount Connector Crimp/Solder Attachment for PE-C600, LMR-600, LMR-600-DB, 0.600 inch, 1.161 inch DD Hole from Pasternack Enterprises has same day shipment for domestic and International orders. Our RF, microwave and millimeter wave products maintain a 99% availability and are part of the broadest selection in the industry.

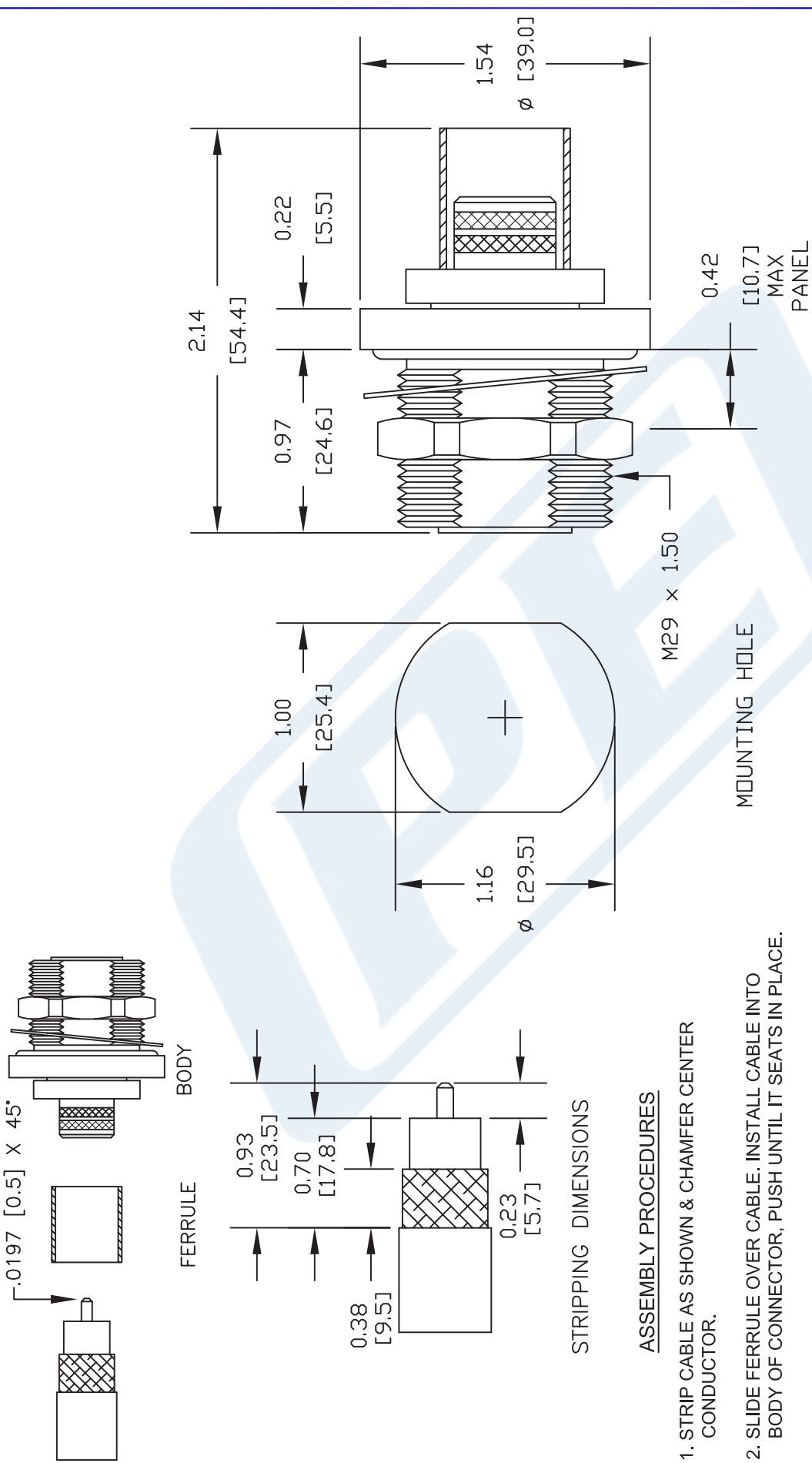
Click the following link (or enter part number in "SEARCH" on website) to obtain additional part information including price, inventory and certifications: [7/16 DIN Female Bulkhead Mount Connector Crimp/Solder Attachment for PE-C600, LMR-600, LMR-600-DB, 0.600 inch, 1.161 inch DD Hole PE44551](#)

URL: <https://www.pasternack.com/7-16-female-standard-pe-c600-0.600-connector-pe44551-p.aspx>

The information contained in this document is accurate to the best of our knowledge and representative of the part described herein. It may be necessary to make modifications to the part and/or the documentation of the part, in order to implement improvements. Pasternack reserves the right to make such changes as required. Unless otherwise stated, all specifications are nominal. Pasternack does not make any representation or warranty regarding the suitability of the part described herein for any particular purpose, and Pasternack does not assume any liability arising out of the use of any part or documentation.

PE44551 CAD Drawing

7/16 DIN Female Bulkhead Mount Connector Crimp/Solder Attachment for
PE-C600, LMR-600, LMR-600-DB, 0.600 inch, 1.161 inch DD Hole



NOTES:
1. UNLESS OTHERWISE SPECIFIED ALL DIMENSIONS ARE NOMINAL.
2. ALL SPECIFICATIONS ARE SUBJECT TO CHANGE WITHOUT NOTICE AT ANY TIME.
3. DIMENSIONS ARE IN INCHES [mm].
4. FITS MIL-C-17 AND EQUIVALENT CABLES.

DWG TITLE
PE44551

FSCM NO. 53919

CAD FILE 081911

SCALE N/A

SIZE A

2233

PASTERNACK®

Pasternack Enterprises, Inc.
P.O. Box 16759 | Irvine | CA | 92623
Phone: (949) 261-1920 | Fax: (949) 261-7451
Website: www.pasternack.com | E-Mail: sales@pasternack.com



Low Loss Flexible .600 inch Foam Dielectric Type Coax Cable Double Shielded with Black PE Jacket

TECHNICAL DATA SHEET

PE-C600

Low Loss Flexible .600 inch Foam Dielectric Type Coax Cable Double Shielded with Black PE Jacket

Configuration

Cable Design	Low Loss
Inner Conductor Material and Plating	Copper Clad Aluminum
Dielectric Type	PE (F)
Shield Materials	Aluminum Tape, Tinned Copper Braid
Jacket Material and Color	PE, Black

Electrical Specifications

Impedance, Ohms	50
Velocity of Propagation, %	87
Maximum Operating Frequency, GHz	5.8
RF Shielding, dB	90
Capacitance, pF/ft [pF/m]	23.4 [76.77]
Jacket Spark, Vrms	5,000
Peak Power, KWatts	40

Electrical Specifications by Frequency

Frequency 1

Frequency, MHz	150
Attenuation, dB/100ft [dB/100m]	1 [3.28]
Power Handling, KWatts	2.16

Frequency 2

Frequency, MHz	450
Attenuation, dB/100ft [dB/100m]	1.7 [5.58]
Power Handling, KWatts	1.23

Frequency 3

Frequency, MHz	900
Attenuation, dB/100ft [dB/100m]	2.5 [8.2]
Power Handling, Watts	840

Frequency 4

Frequency, GHz	1.5
Attenuation, dB/100ft [dB/100m]	3.3 [10.83]
Power Handling, Watts	630

Frequency 5

Frequency, GHz	1.8
Attenuation, dB/100ft [dB/100m]	3.7 [12.14]
Power Handling, Watts	570

Click the following link (or enter part number in "SEARCH" on website) to obtain additional part information including price, inventory and certifications: [Low Loss Flexible .600 inch Foam Dielectric Type Coax Cable Double Shielded with Black PE Jacket PE-C600](#)

The information contained in this document is accurate to the best of our knowledge and representative of the part described herein. It may be necessary to make modifications to the part and/or the documentation of the part, in order to implement improvements. Pasternack reserves the right to make such changes as required. Unless otherwise stated, all specifications are nominal.



Low Loss Flexible .600 inch Foam Dielectric Type Coax Cable Double Shielded with Black PE Jacket

TECHNICAL DATA SHEET

PE-C600

Frequency 6

Frequency, GHz	2
Attenuation, dB/100ft [dB/100m]	3.9 [12.8]
Power Handling, Watts	540

Frequency 7

Frequency, GHz	2.5
Attenuation, dB/100ft [dB/100m]	4.4 [14.44]
Power Handling, Watts	480

Frequency 8

Frequency, GHz	5.8
Attenuation, dB/100ft [dB/100m]	7.3 [23.95]
Power Handling, Watts	290

Mechanical Specifications

Temperature

Operating Range, deg C	-40 to +85
Storage Range, deg C	-40 to +85

Inner Conductor

Number of Strands	1
Material	Copper Clad Aluminum
Diameter, in [mm]	0.176 [4.47]

Dielectric:

Type	PE (F)
Diameter, in [mm]	0.455 [11.56]

Shield:

Number of	2
Material 1	Aluminum Tape
Material 2	Tinned Copper Braid
Diameter, in [mm]	0.49 [12.45]

Jacket:

Material	PE
Diameter, in [mm]	0.59 [14.99]
Color	Black
Repeated Minimum Bend Radius, in [mm]	6 [152.4]
Weight, lbs/ft [Kg/m]	0.131 [0.19]

Compliance Certifications (visit www.Pasternack.com for current document)

RoHS Compliant	Yes
----------------	-----

Click the following link (or enter part number in "SEARCH" on website) to obtain additional part information including price, inventory and certifications: [Low Loss Flexible .600 inch Foam Dielectric Type Coax Cable Double Shielded with Black PE Jacket PE-C600](#)

The information contained in this document is accurate to the best of our knowledge and representative of the part described herein. It may be necessary to make modifications to the part and/or the documentation of the part, in order to implement improvements. Pasternack reserves the right to make such changes as required. Unless otherwise stated, all specifications are nominal.



Low Loss Flexible .600 inch Foam Dielectric Type Coax
Cable Double Shielded with Black PE Jacket

TECHNICAL DATA SHEET

PE-C600

Plotted and Other Data

Notes:

Values at 25 °C, sea level

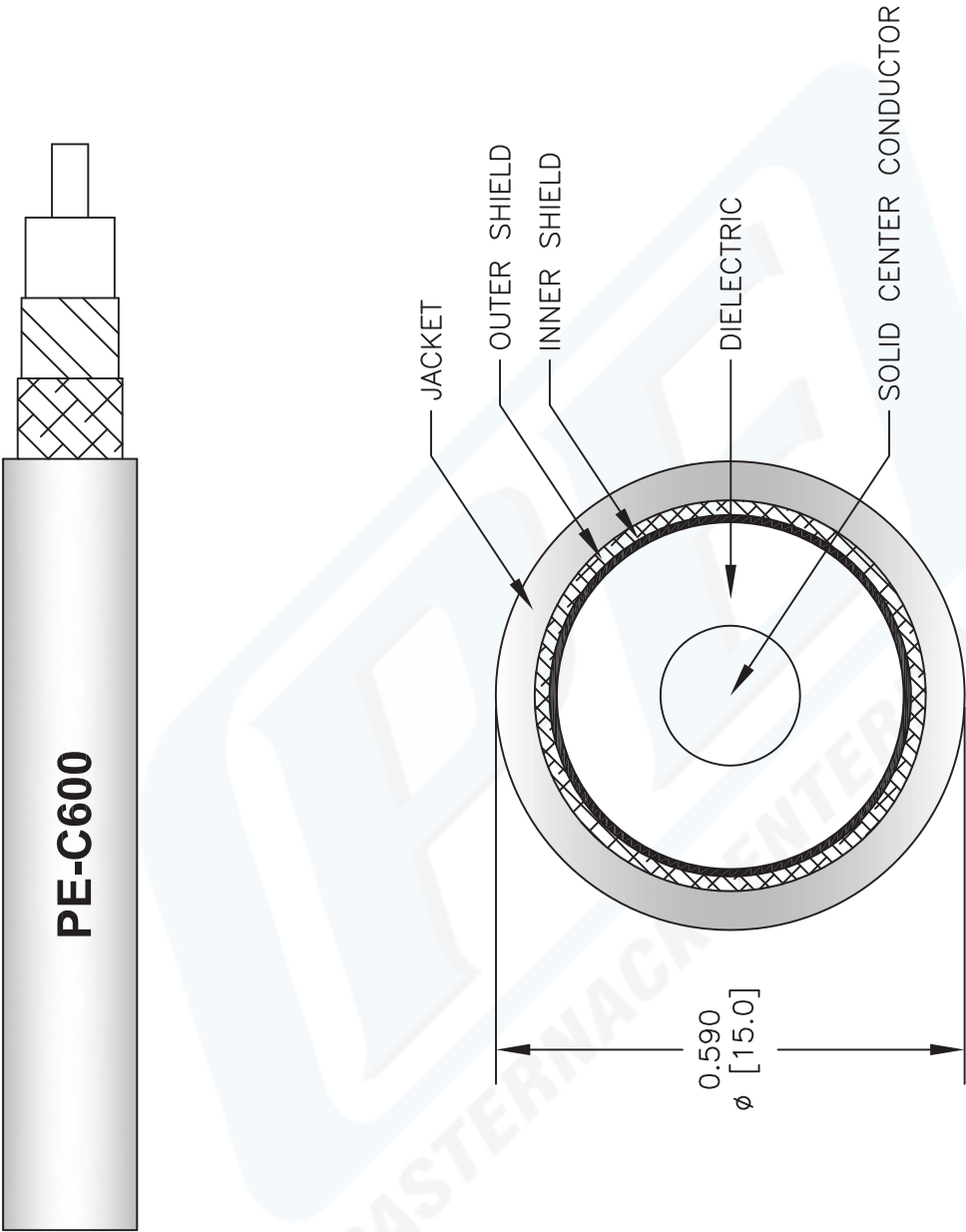
URL: <http://www.pasternack.com/flexible-0.590-50-ohm-coax-cable-pe-jacket-pe-c600-p.aspx>

Low Loss Flexible .600 inch Foam Dielectric Type Coax Cable Double Shielded with Black PE Jacket from Pasternack Enterprises has same day shipment for domestic and International orders. Our RF, microwave and fiber optic products maintain a 99% availability and are part of the broadest selection in the industry.

The information contained in this document is accurate to the best of our knowledge and representative of the part described herein. It may be necessary to make modifications to the part and/or the documentation of the part, in order to implement improvements. Pasternack reserves the right to make such changes as required. Unless otherwise stated, all specifications are nominal.

PE-C600 CAD Drawing

Low Loss Flexible .600 inch Foam Dielectric Type Coax
Cable Double Shielded with Black PE Jacket



NOTES:
1. UNLESS OTHERWISE SPECIFIED ALL DIMENSIONS ARE NOMINAL.
2. ALL SPECIFICATIONS ARE SUBJECT TO CHANGE WITHOUT NOTICE AT ANY TIME.
3. DIMENSIONS ARE IN INCHES [mm].

DWG TITLE
PE-C600

FSCM NO. 53919

2233

SIZE A

SCALE N/A

CAD FILE 042809

Pasternack Enterprises, Inc.
P.O. Box 16759 | Irvine | CA | 92623
Phone: (949) 261-1920 | **Fax:** (949) 261-7451
Website: www.pasternack.com | **E-Mail:** sales@pasternack.com