

TNC Male Right Angle to TNC Female Bulkhead Low Loss Cable 24 Inch Length Using PE-P160LL Coax

PE3C5254-24

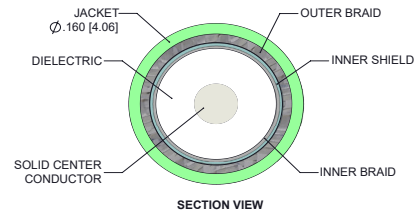



Configuration

- Connector 1: TNC Male Right Angle
- Connector 2: TNC Female Bulkhead
- Cable Type: PE-P160LL
- Coax Flex Type: Flexible

Features

- Max Frequency 18 GHz
- Shielding Effectivity > 90 dB
- 82.5% Phase Velocity
- Triple Shielded
- FEP Jacket
- 0.8 inch Minimum Bend Radius
- Max VSWR of 1.5:1 to 18 GHz
- Same Day Shipment of Custom Lengths



Applications

- General Purpose
- Laboratory Use
- Automated Test Systems
- Airborne Systems
- Phased Arrays
- EW and Countermeasures

Description

The PE3C5254-24 TNC Male Right Angle to TNC Female Bulkhead Low Loss cable assembly is part of a series of cable assemblies that use our PE-P160LL double shielded coax. The PE-P160LL based cable assemblies are available in a variety of connector configurations operating to a maximum frequency for this cable series of 18 GHz. The PE3C5254-24 high performance cable assembly with a 82.5% phase velocity offers very low loss performance in a 0.16 inch coax up to 18 GHz. The shielding effectiveness of the PE-P160LL double shielded coax is greater than 95 dB. The durable stainless steel connectors and FEP cable jacket provide a cost effective design ideal for test environments where a rugged cable assembly is required. A heavy duty heat shrink booting provides improved strain relief and adds to the durability of the cable assembly.

Custom versions of most RF cable assemblies can be built and shipped same day. Custom cable assembly lengths can be obtained by specifying the desired length on the web site at time of order or by contacting a sales representative. Other available RF cable assembly value added services include connector orientation or clocking, heat shrink booting and custom labeling. RF testing can also be performed to document the electrical performance of your cable assembly.

Electrical Specifications

Description	Minimum	Typical	Maximum	Units
Frequency Range	DC		18	GHz
VSWR			1.5:1	
Velocity of Propagation		82.5		%
RF Shielding	90			dB

TNC Male Right Angle to TNC Female Bulkhead Low Loss Cable 24 Inch Length Using PE-P160LL Coax



PE3C5254-24

Electrical Specifications

Description	Minimum	Typical	Maximum	Units
Capacitance		25 [82.02]		pF/ft [pF/m]

Specifications by Frequency

Description	F1	F2	F3	F4	F5	Units
Frequency	1	2	4.5	9	18	GHz
Insertion Loss (Typ.)	0.34	0.48	0.73	1.05	1.51	dB

Electrical Specification Notes:

The Insertion Loss data above is based on the performance specifications of the coax cable used in this assembly. The Insertion Loss includes an estimated insertion loss of $0.04 \cdot \sqrt{F(\text{GHz})}$ dB maximum for the straight connector and $0.10 \cdot \sqrt{F(\text{GHz})}$ dB maximum for the right angle connector.

Mechanical Specifications

Cable Assembly

Weight 0.17 lbs [77.11 g]

Cable

Cable Type PE-P160LL
 Impedance 50 Ohms
 Inner Conductor Type Solid
 Inner Conductor Material and Plating Copper, Silver
 Dielectric Type Expanded PTFE Tape
 Number of Shields 3
 Shield Layer 1 Silver Plated Copper
 Shield Layer 2 Aluminum Polyester
 Shield Layer 3 Silver Plated Copper
 Jacket Material FEP
 Jacket Diameter 0.16 in [4.06 mm]
 Repeated Minimum Bend Radius 0.8 in [20.32 mm]

TNC Male Right Angle to TNC Female Bulkhead Low Loss Cable 24 Inch Length Using PE-P160LL Coax



PE3C5254-24

Connectors

Description	Connector 1	Connector 2
Type	TNC Male Right Angle	TNC Female Bulkhead
Impedance	50 Ohms	50 Ohms
Configuration	Right Angle	Straight
Contact Material and Plating	Beryllium Copper, Gold	Beryllium Copper, Gold
Contact Plating Specification	ASTM-B488	ASTM-B488
Dielectric Type	PTFE	PTFE
Outer Conductor Material and Plating		Passivated Stainless Steel
Body Material and Plating	Passivated Stainless Steel	Passivated Stainless Steel
Coupling Nut Material and Plating	Passivated Stainless Steel	

Environmental Specifications

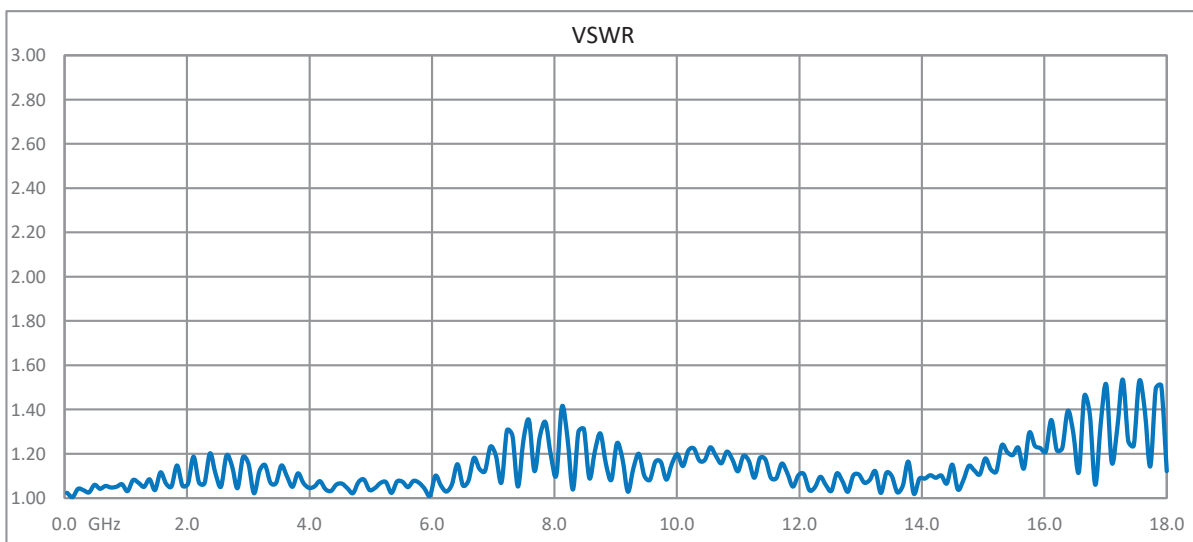
Operating Range Temperature -55 to +165 deg C

Compliance Certifications (see [product page](#) for current document)

Plotted and Other Data

Notes:

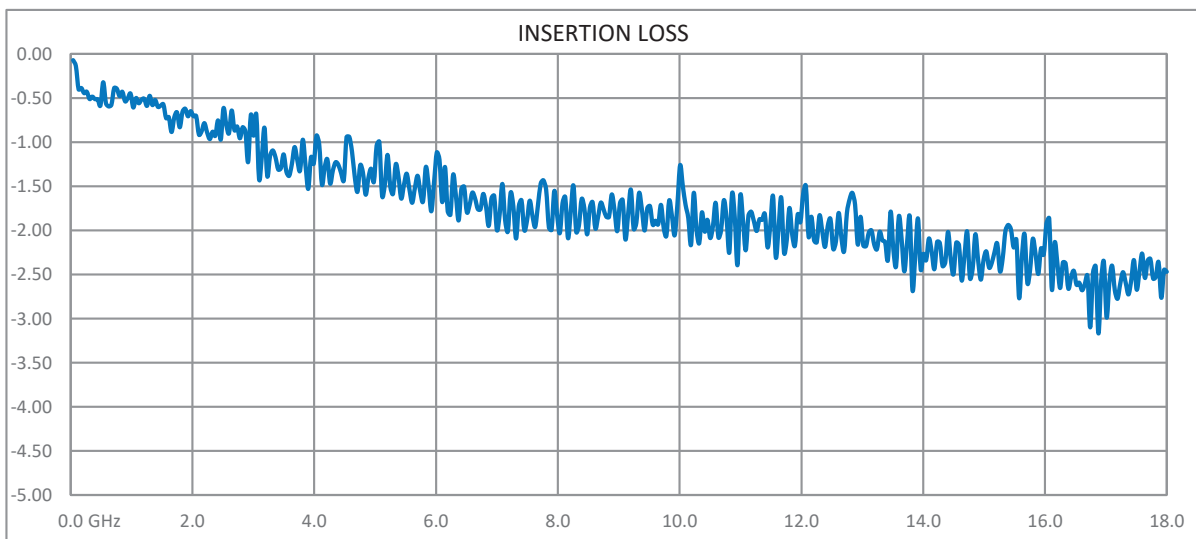
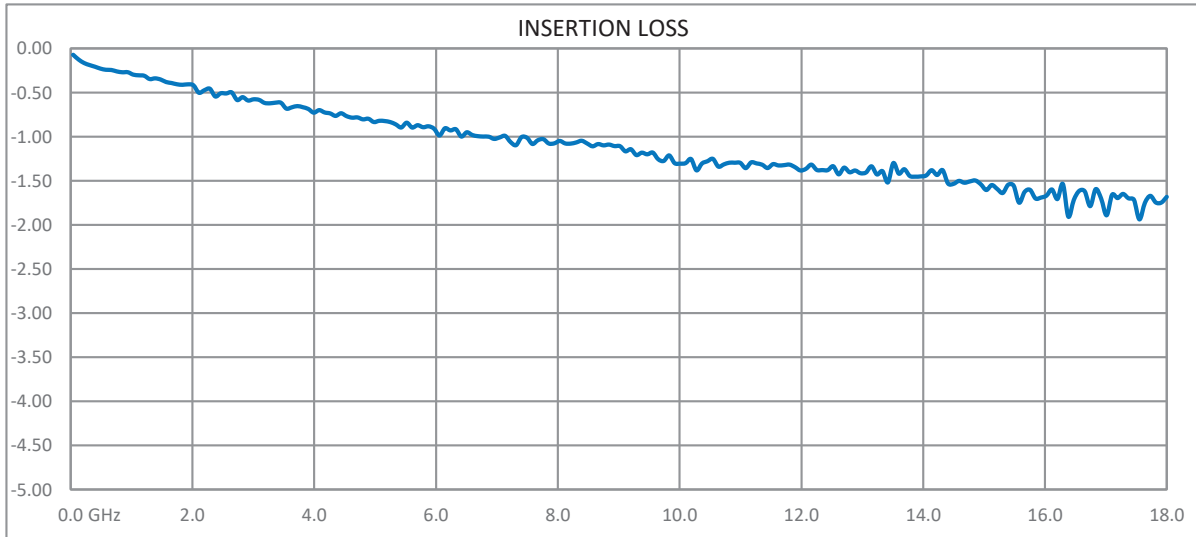
Typical Performance Data



TNC Male Right Angle to TNC Female Bulkhead Low Loss Cable 24 Inch Length Using PE-P160LL Coax



PE3C5254-24



PE3C5254-24 CAD Drawing

TNC Male Right Angle to TNC Female Bulkhead Low Loss Cable 24 Inch Length Using PE-P160LL Coax

