



N Male to Straight Cut Lead Cable Using RG316-DS Coax

RF Cable Assemblies Technical Data Sheet

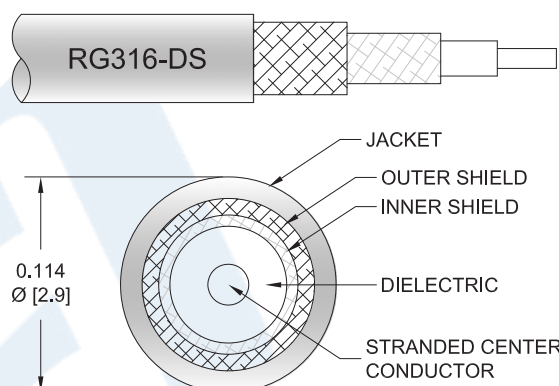
PE3C6282

Configuration

- Connector 1: N Male
- Connector 2: Straight Cut Lead
- Cable Type: RG316-DS

Features

- 70% Phase Velocity
- Double Shielded
- FEP Jacket



Applications

- General Purpose
- Laboratory Use

Description

Pasternack's PE3C6282 50 ohm type N male to straight cut lead cable using RG316-DS coax is part of our full line of RF components available for same-day shipping. Pasternack's flexible RF cable assemblies are ideal for applications where tight bends and flexure are required. The double shielding of this Pasternack cable assembly provides excellent shielding effectiveness.

Custom versions of most RF cable assemblies can be built and shipped same day. Custom cable assembly lengths can be obtained by specifying the desired length on the web site at time of order or by contacting a sales representative. Other available RF cable assembly value added services include connector orientation or clocking, heat shrink booting and custom labeling. RF testing can also be performed to document the electrical performance of your cable assembly.

Electrical Specifications

Description	Minimum	Typical	Maximum	Units
Velocity of Propagation		70		%
Capacitance		29.4 [96.46]		pF/ft [pF/m]

Mechanical Specifications

Cable Assembly

Weight 0.083 lbs [37.65 g]

Cable

Cable Type RG316-DS

Click the following link (or enter part number in "SEARCH" on website) to obtain additional part information including price, inventory and certifications: [N Male to Straight Cut Lead Cable Using RG316-DS Coax PE3C6282](#)



N Male to Straight Cut Lead Cable Using RG316-DS Coax

RF Cable Assemblies Technical Data Sheet

PE3C6282

Impedance	50 Ohms
Inner Conductor Type	Stranded
Inner Conductor Material and Plating	Copper Clad Steel, Silver
Dielectric Type	PTFE
Number of Shields	2
Shield Layer 1	Silver Plated Copper Braid
Shield Layer 2	Silver Plated Copper Braid
Jacket Material	FEP, Tan
Jacket Diameter	0.114 in [2.9 mm]
Repeated Minimum Bend Radius	0.6 in [15.24 mm]

Connectors

Description	Connector 1	Connector 2
Type	N Male	Straight Cut Lead
Specification	MIL-STD-348A	
Impedance	50 Ohms	0 Ohms
Contact Material and Plating	Brass, Gold	
Contact Plating Specification	30μ in. minimum	
Dielectric Type	Teflon	
Body Material and Plating	Brass, Nickel	
Body Plating Specification	100μ in. minimum	
Coupling Nut Material and Plating	Brass, Nickel	
Coupling Nut Plating Specification	100μ in. minimum	

Environmental Specifications

Temperature

Operating Range -55 to +200 deg C

Compliance Certifications (see [product page](#) for current document)

Plotted and Other Data

Notes:

Click the following link (or enter part number in "SEARCH" on website) to obtain additional part information including price, inventory and certifications: [N Male to Straight Cut Lead Cable Using RG316-DS Coax PE3C6282](#)



N Male to Straight Cut Lead Cable Using RG316-DS Coax

RF Cable Assemblies Technical Data Sheet

PE3C6282

How to Order

Part Number Configuration:

PE3C6282

- **xx**

uu

Unit of Measure:
cm = Centimeters
<blank> = Inches
Length
Base Number

Example: PE3C6282-12 = 12 inches long cable
PE3C6282-100cm = 100 cm long cable

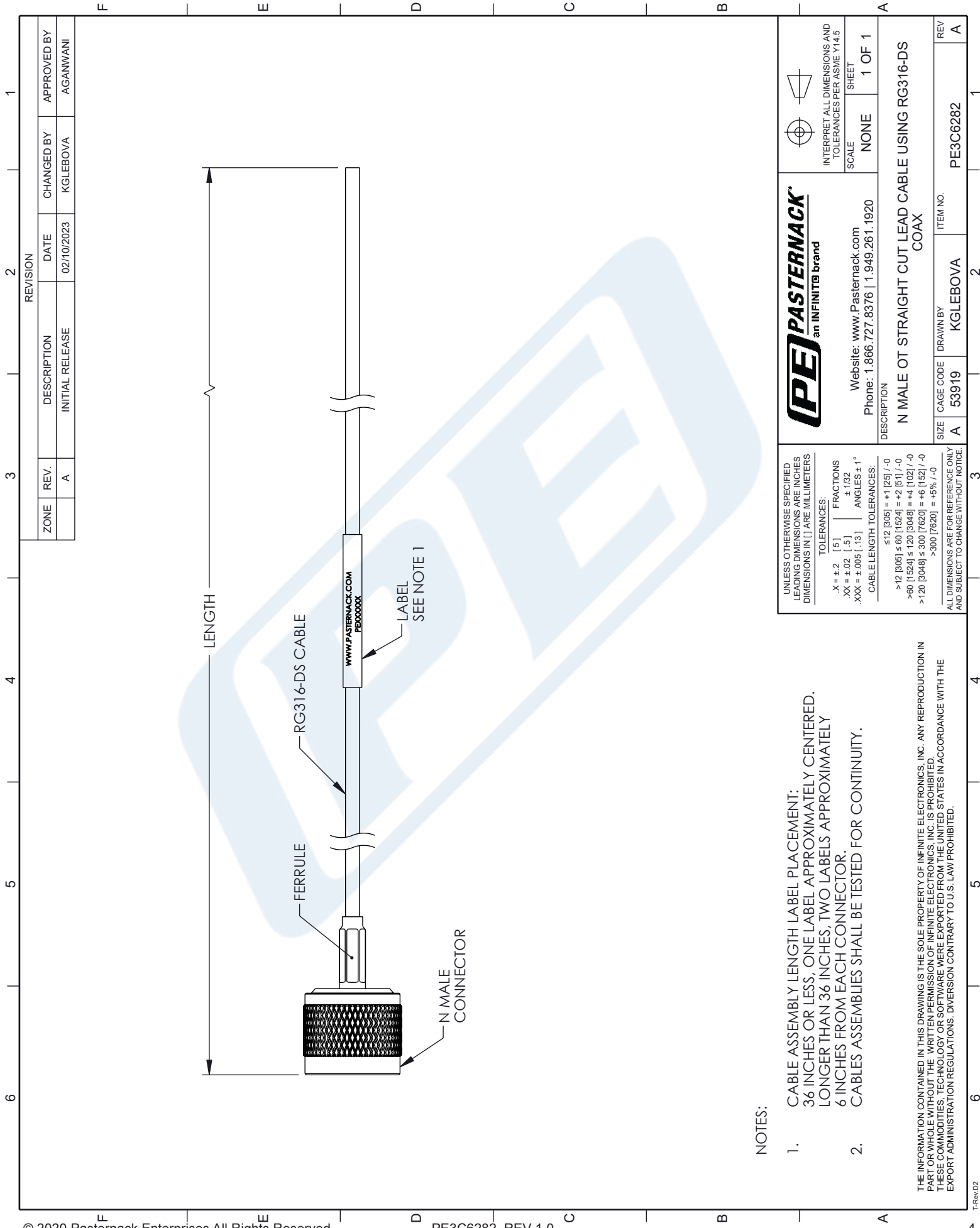
N Male to Straight Cut Lead Cable Using RG316-DS Coax from Pasternack Enterprises has same day shipment for domestic and International orders. Our RF, microwave and millimeter wave products maintain a 99.4% availability and are part of the broadest selection in the industry.

Click the following link (or enter part number in "SEARCH" on website) to obtain additional part information including price, inventory and certifications: [N Male to Straight Cut Lead Cable Using RG316-DS Coax PE3C6282](#)

URL: <https://www.pasternack.com/n-male-to-straight-cut-lead-cable-using-rg316-ds-pe3c6282-p.aspx>

The information contained in this document is accurate to the best of our knowledge and representative of the part described herein. It may be necessary to make modifications to the part and/or the documentation of the part, in order to implement improvements. Pasternack reserves the right to make such changes as required. Unless otherwise stated, all specifications are nominal. Pasternack does not make any representation or warranty regarding the suitability of the part described herein for any particular purpose, and Pasternack does not assume any liability arising out of the use of any part or documentation.


PE3C6282 CAD Drawing
N Male to Straight Cut Lead Cable Using RG316-DS Coax



NOTES:

1. CABLE ASSEMBLY LENGTH LABEL PLACEMENT:
36 INCHES OR LESS, ONE LABEL APPROXIMATELY CENTERED.
LONGER THAN 36 INCHES, TWO LABELS APPROXIMATELY
6 INCHES FROM EACH CONNECTOR.
2. CABLES ASSEMBLIES SHALL BE TESTED FOR CONTINUITY.

THE INFORMATION CONTAINED IN THIS DRAWING IS THE SOLE PROPERTY OF INFINITE ELECTRONICS, INC. ANY REPRODUCTION IN PART OR WHOLE WITHOUT THE WRITTEN PERMISSION OF INFINITE ELECTRONICS, INC. IS PROHIBITED.
THESE COMMODITIES, TECHNOLOGY OR SOFTWARE WERE EXPORTED FROM THE UNITED STATES IN ACCORDANCE WITH THE EXPORT ADMINISTRATION REGULATIONS. DIVERSION CONTRARY TO U.S. LAW PROHIBITED.

 PASTERNAK an INFINITE brand	INTERPRET ALL DIMENSIONS AND TOLERANCES PER ASME Y14.5	
	SCALE	SHEET
Website: www.Pasternack.com Phone: 1.866.727.8376 1.949.261.1920	NONE	1 OF 1
DESCRIPTION N MALE OT STRAIGHT CUT LEAD CABLE USING RG316-DS COAX		
SIZE A	CAGE CODE 53919	ITEM NO. PE3C6282
DRAWN BY KGLEBOVA		REV A

UNLESS OTHERWISE SPECIFIED
LEADING DIMENSIONS ARE INCHES
DIMENSIONS IN [] ARE MILLIMETERS

TOLERANCES:

X = ±.2	[.5]	FRACTIONS
.XX = ±.02	[.5]	±.1/32
.XXX = ±.005	[.13]	ANGLES ± 1°

CABLE LENGTH TOLERANCES:

≤12 [305]	±.1 [25]	/ -0
>12 [305]	±.60 [1524]	= +2 [51] / -0
>60 [1524]	±1.20 [3048]	= +4 [102] / -0
>120 [3048]	±3.00 [7620]	= +6 [152] / -0
>300 [7620]		= +5% / -0

ALL DIMENSIONS ARE FOR REFERENCE ONLY
AND SUBJECT TO CHANGE WITHOUT NOTICE.