

## 4.1/9.5 Mini DIN Female to 4.3-10 Male Right Angle Low PIM Cable 150 CM Length Using TFT-5G-402 Coax Using Times Microwave Components



### PE3C8276-150CM

#### Configuration

- Connector 1: 4.1/9.5 Mini DIN Female
- Connector 2: 4.3-10 Male Right Angle
- Cable Type: TFT-5G-402
- Coax Flex Type: Flexible

#### Features

- Max Frequency 5.8 GHz
- Low PIM: -160 dBc Max
- Shielding Effectivity > 80 dB
- 76% Phase Velocity
- Double Shielded
- FEP Jacket
- 500 Mating Cycles



#### Applications

- General Purpose
- Laboratory Use
- Low PIM Applications
- Indoor and Outdoor Use
- Plenum Rated Applications

#### Description

Pasternack's PE3C8276-150CM 4.1/9.5 Mini DIN female to 4.3-10 male right angle 150 cm cable using TFT-5G-402 coax is part of our full line of RF components available for same-day shipping. Pasternack's flexible RF cable assemblies are ideal for applications where tight bends and flexure are required. This Pasternack 4.1/9.5 Mini DIN to 4.3-10 cable assembly has a female to male gender configuration with 50 ohm flexible TFT-5G-402 coax. The PE3C8276-150CM 4.1/9.5 Mini DIN female to 4.3-10 male cable assembly operates to 5.8 GHz. Our low PIM design also offers excellent passive intermodulation performance with PIM levels better than -160 dBc. The right angle 4.3-10 interface on the TFT-5G-402 cable allows for easier connections in tight spaces. The double shielding of this Pasternack cable assembly provides excellent shielding effectiveness of better than 80 dB.

Custom versions of most RF cable assemblies can be built and shipped same day. Custom cable assembly lengths can be obtained by specifying the desired length on the web site at time of order or by contacting a sales representative. Other available RF cable assembly value added services include connector orientation or clocking, heat shrink booting and custom labeling. RF testing can also be performed to document the electrical performance of your cable assembly.

#### Electrical Specifications

Description	Minimum	Typical	Maximum	Units
Frequency Range	DC		5.8	GHz
VSWR			1.4:1	
Velocity of Propagation		76		%
RF Shielding	80			dB
Passive Intermodulation			-160	dBc
IM3 (2x43dBm Tones) at 850 MHz or 1900 MHz				

4.1/9.5 Mini DIN Female to 4.3-10 Male Right Angle  
Low PIM Cable 150 CM Length Using TFT-5G-402 Coax  
Using Times Microwave Components



## PE3C8276-150CM

### Electrical Specifications

Description	Minimum	Typical	Maximum	Units
Capacitance		26.7 [87.6]		pF/ft [pF/m]

### Specifications by Frequency

Description	F1	F2	F3	F4	F5	Units
Frequency	0.25	0.5	1	2.5	5.8	GHz
Insertion Loss (Typ.)	0.39	0.55	0.78	1.26	1.94	dB

#### Electrical Specification Notes:

The Insertion Loss data above is based on the performance specifications of the coax and connectors used in this assembly. The Insertion Loss includes an estimated insertion loss of  $0.1 \cdot \sqrt{F(\text{GHz})}$  dB per connector.

### Mechanical Specifications

#### Cable Assembly

Width/Diameter 0.86 in [21.84 mm]

#### Cable

Cable Type TFT-5G-402  
 Impedance 50 Ohms  
 Inner Conductor Type Solid  
 Inner Conductor Material and Plating Copper  
 Dielectric Type PTFE  
 Number of Shields 2  
 Jacket Material FEP, Blue  
 Jacket Diameter 0.16 in [4.06 mm]  
 One Time Minimum Bend Radius 0.75 in [19.05 mm]

4.1/9.5 Mini DIN Female to 4.3-10 Male Right Angle  
Low PIM Cable 150 CM Length Using TFT-5G-402 Coax  
Using Times Microwave Components



## PE3C8276-150CM

### Connectors

Description	Connector 1	Connector 2
Type	4.1/9.5 Mini DIN Female	4.3-10 Male Right Angle
Impedance	50 Ohms	50 Ohms
Configuration	Straight	Right Angle
Mating Cycles	500	500
Contact Material and Plating	Phosphor Bronze, Silver	Brass, Silver
Contact Plating Specification	200 µin	200 µin
Dielectric Type	PTFE	PTFE
Outer Conductor Material and Plating	Brass, Tri-Metal	
Outer Conductor Plating Specification	80 µin	
Body Material and Plating	Brass, Tri-Metal	Brass, Tri-Metal
Body Plating Specification	80 µin	80 µin
Coupling Nut Material and Plating		Brass, Tri-Metal
Coupling Nut Plating Specification		80 µin
Torque		44 in-lbs 4.97 Nm

### Environmental Specifications

Operating Range Temperature -40 to +85 deg C

**Compliance Certifications** (see [product page](#) for current document)

### Plotted and Other Data

Notes:

4.1/9.5 Mini DIN Female to 4.3-10 Male Right Angle  
Low PIM Cable 150 CM Length Using TFT-5G-402 Coax  
Using Times Microwave Components

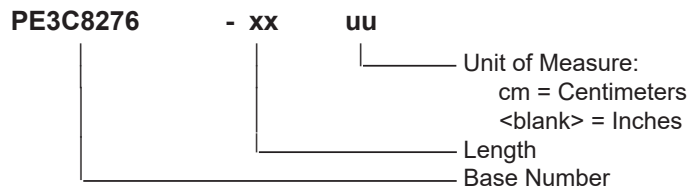


**PE3C8276-150CM**

**Typical Performance Data**

**How to Order**

Part Number Configuration:



Example: PE3C8276-12 = 12 inches long cable  
PE3C8276-100cm = 100 cm long cable

4.1/9.5 Mini DIN Female to 4.3-10 Male Right Angle Low PIM Cable 150 CM Length Using TFT-5G-402 Coax Using Times Microwave Components from Pasternack Enterprises has same day shipment for domestic and International orders. Our RF, microwave and millimeter wave products maintain a 99.4% availability and are part of the broadest selection in the industry.

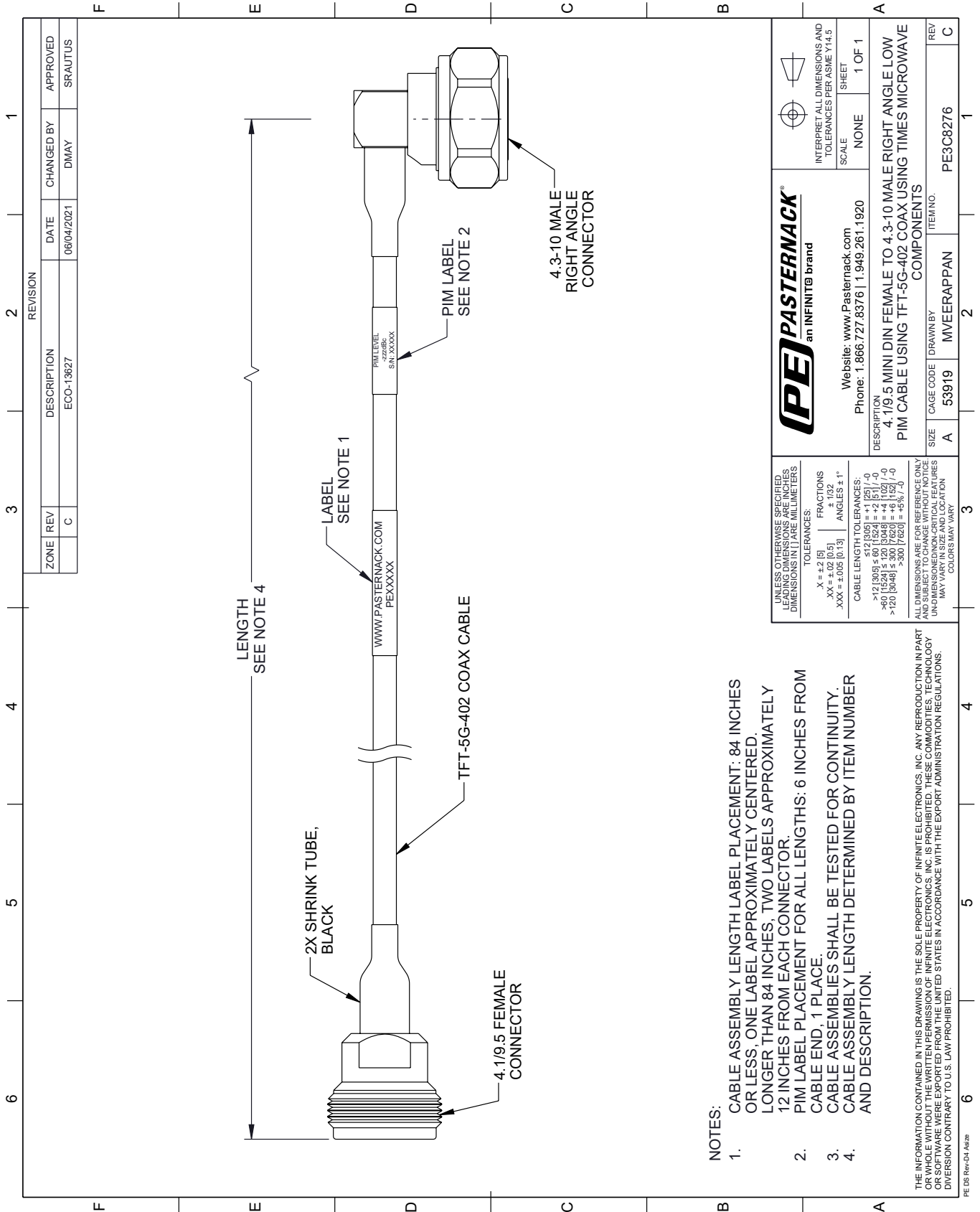
Click the following link (or enter part number in "SEARCH" on website) to obtain additional part information including price, inventory and certifications: [4.1/9.5 Mini DIN Female to 4.3-10 Male Right Angle Low PIM Cable 150 CM Length Using TFT-5G-402 Coax Using Times Microwave Components PE3C8276-150CM](https://www.pasternack.com/4.1-9.5-mini-din-female-to-4.3-10-male-low-pim-cable-150-cm-length-using-tft-5g-402-pe3c8276-150cm-p.aspx)

URL: <https://www.pasternack.com/4.1-9.5-mini-din-female-to-4.3-10-male-low-pim-cable-150-cm-length-using-tft-5g-402-pe3c8276-150cm-p.aspx>

The information contained within this document is accurate to the best of our knowledge and representative of the part described herein. It may be necessary to make modifications to the part and/or the documentation of the part in order to impliment improvements. Pasternack Enterprises reserves the right to make such changes as required. Unless otherwise stated, all specifications are nominal. Pasternack Enterprises does not make any representation or warranty regarding the suitability of the part described herein for any particular purpose, and Pasternack Enterprises does not assume liability arising out of the use of any part or document.

# PE3C8276-150CM CAD Drawing


4.1/9.5 Mini DIN Female to 4.3-10 Male Right Angle Low PIM Cable 150 CM Length Using TFT-5G-402 Coax Using Times Microwave Components



**NOTES:**

1. CABLE ASSEMBLY LENGTH LABEL PLACEMENT: 84 INCHES OR LESS, ONE LABEL APPROXIMATELY CENTERED, LONGER THAN 84 INCHES, TWO LABELS APPROXIMATELY 12 INCHES FROM EACH CONNECTOR.
2. PIM LABEL PLACEMENT FOR ALL LENGTHS: 6 INCHES FROM CABLE END, 1 PLACE.
3. CABLE ASSEMBLIES SHALL BE TESTED FOR CONTINUITY.
4. CABLE ASSEMBLY LENGTH DETERMINED BY ITEM NUMBER AND DESCRIPTION.

THE INFORMATION CONTAINED IN THIS DRAWING IS THE SOLE PROPERTY OF INFINITE ELECTRONICS, INC. ANY REPRODUCTION IN PART OR WHOLE WITHOUT THE WRITTEN PERMISSION OF INFINITE ELECTRONICS, INC. IS PROHIBITED. THESE COMMODITIES, TECHNOLOGY OR SOFTWARE ARE EXPORTED FROM THE UNITED STATES IN ACCORDANCE WITH THE EXPORT ADMINISTRATION REGULATIONS. DIVERSION CONTRARY TO U.S. LAW PROHIBITED.

 Website: <a href="http://www.Pasternack.com">www.Pasternack.com</a> Phone: 1.866.727.8376   1.949.261.1920		INTERPRET ALL DIMENSIONS AND TOLERANCES PER ASME Y14.5 SCALE: NONE SHEET: 1 OF 1
DESCRIPTION 4.1/9.5 MINI DIN FEMALE TO 4.3-10 MALE RIGHT ANGLE LOW PIM CABLE USING TFT-5G-402 COAX USING TIMES MICROWAVE COMPONENTS		
SIZE	CAGE CODE	ITEM NO.
A	53919	PE3C8276
DRAWN BY: MVEERAPPAN COMPONENTS		

UNLESS OTHERWISE SPECIFIED, LEADING DIMENSIONS ARE IN INCHES, DIMENSIONS IN [ ] ARE MILLIMETERS.

TOLERANCES:  
 .X = ±.2 [5]  
 .XX = ±.02 [0.5]  
 .XXX = ±.005 [0.13]

FRACTIONS: ± 1/32  
 ANGLES: ± 1°

CABLE LENGTH TOLERANCES:  
 <12 [305] ≤ 60 [1524] = ±.1 [25] / -0  
 >60 [1524] ≤ 120 [3048] = ±.4 [102] / -0  
 >120 [3048] ≤ 300 [7620] = ±.5% / -0

ALL DIMENSIONS ARE FOR REFERENCE ONLY. UNDIMENSIONED NON-CRITICAL FEATURES MAY VARY IN SIZE AND LOCATION. COLORS MAY VARY.