

4.1/9.5 Mini DIN Male to 7/16 DIN Male Right Angle  
Low PIM Cable 150 CM Length Using TFT-5G-402 Coax  
Using Times Microwave Components



**PE3C8288-150CM**

**Configuration**

- Connector 1: 4.1/9.5 Mini DIN Male
- Connector 2: 7/16 DIN Male Right Angle
- Cable Type: TFT-5G-402
- Coax Flex Type: Flexible

**Features**

- Max Frequency 3 GHz
- Low PIM: -160 dBc Max
- Shielding Effectivity > 80 dB
- 76% Phase Velocity
- Double Shielded
- FEP Jacket



**Applications**

- General Purpose
- Laboratory Use
- Low PIM Applications
- Indoor and Outdoor Use
- Plenum Rated Applications

**Description**

Pasternack's PE3C8288-150CM 4.1/9.5 Mini DIN male to 7/16 DIN male right angle 150 cm cable using TFT-5G-402 coax is part of our full line of RF components available for same-day shipping. Pasternack's flexible RF cable assemblies are ideal for applications where tight bends and flexure are required. This Pasternack 4.1/9.5 Mini DIN to 7/16 DIN cable assembly has a male to male gender configuration with 50 ohm flexible TFT-5G-402 coax. The PE3C8288-150CM 4.1/9.5 Mini DIN male to 7/16 DIN male cable assembly operates to 3 GHz. Our low PIM design also offers excellent passive intermodulation performance with PIM levels better than -160 dBc. The right angle 7/16 DIN interface on the TFT-5G-402 cable allows for easier connections in tight spaces. The double shielding of this Pasternack cable assembly provides excellent shielding effectiveness of better than 80 dB.

Custom versions of most RF cable assemblies can be built and shipped same day. Custom cable assembly lengths can be obtained by specifying the desired length on the web site at time of order or by contacting a sales representative. Other available RF cable assembly value added services include connector orientation or clocking, heat shrink booting and custom labeling. RF testing can also be performed to document the electrical performance of your cable assembly.

**Electrical Specifications**

Description	Minimum	Typical	Maximum	Units
Frequency Range	DC		3	GHz
VSWR			1.4:1	
Velocity of Propagation		76		%
RF Shielding	80			dB
Passive Intermodulation			-160	dBc
IM3 (2x43dBm Tones) at 850 MHz or 1900 MHz				

4.1/9.5 Mini DIN Male to 7/16 DIN Male Right Angle  
Low PIM Cable 150 CM Length Using TFT-5G-402 Coax  
Using Times Microwave Components



**PE3C8288-150CM**

**Electrical Specifications**

Description	Minimum	Typical	Maximum	Units
Capacitance		26.7 [87.6]		pF/ft [pF/m]

**Specifications by Frequency**

Description	F1	F2	F3	F4	F5	Units
Frequency	0.1	0.25	0.5	1	3	GHz
Insertion Loss (Typ.)	0.4	0.51	0.63	0.8	1.24	dB

Electrical Specification Notes:

The Insertion Loss data above is based on the performance specifications of the coax and connectors used in this assembly. The Insertion Loss includes an estimated insertion loss of 0.1 dB for the straight connector and 0.12 dB for the right angle connector.

**Mechanical Specifications**

**Cable Assembly**

Width/Diameter 1.25 in [31.75 mm]

**Cable**

Cable Type TFT-5G-402  
 Impedance 50 Ohms  
 Inner Conductor Type Solid  
 Inner Conductor Material and Plating Copper  
 Dielectric Type PTFE  
 Number of Shields 2  
 Jacket Material FEP, Blue  
 Jacket Diameter 0.16 in [4.06 mm]  
 One Time Minimum Bend Radius 0.75 in [19.05 mm]

**Connectors**

Description	Connector 1	Connector 2
Type	4.1/9.5 Mini DIN Male	7/16 DIN Male Right Angle
Impedance	50 Ohms	50 Ohms
Configuration	Straight	Right Angle
Contact Material and Plating	Brass, Silver	Brass, Silver
Contact Plating Specification	5 µm	200 µin
Dielectric Type	PTFE	PTFE
Body Material and Plating	Brass, Tri-Metal	Brass, Tri-Metal
Body Plating Specification	2 µm	100 µin
Coupling Nut Material and Plating	Brass, Nickel	Brass, Tri-Metal
Coupling Nut Plating Specification	5 µm	100 µin
Torque	106 in-lbs 11.98 Nm	22.083 ft-lbs 29.95 Nm

4.1/9.5 Mini DIN Male to 7/16 DIN Male Right Angle  
Low PIM Cable 150 CM Length Using TFT-5G-402 Coax  
Using Times Microwave Components



**PE3C8288-150CM**

**Environmental Specifications**

Operating Range Temperature -40 to +85 deg C

**Compliance Certifications** (see [product page](#) for current document)

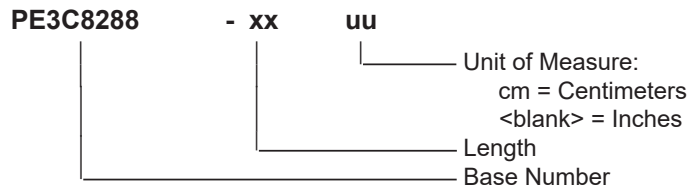
**Plotted and Other Data**

Notes:

**Typical Performance Data**

**How to Order**

Part Number Configuration:



Example: PE3C8288-12 = 12 inches long cable  
PE3C8288-100cm = 100 cm long cable

4.1/9.5 Mini DIN Male to 7/16 DIN Male Right Angle Low PIM Cable 150 CM Length Using TFT-5G-402 Coax Using Times Microwave Components from Pasternack Enterprises has same day shipment for domestic and International orders. Our RF, microwave and millimeter wave products maintain a 99.4% availability and are part of the broadest selection in the industry.

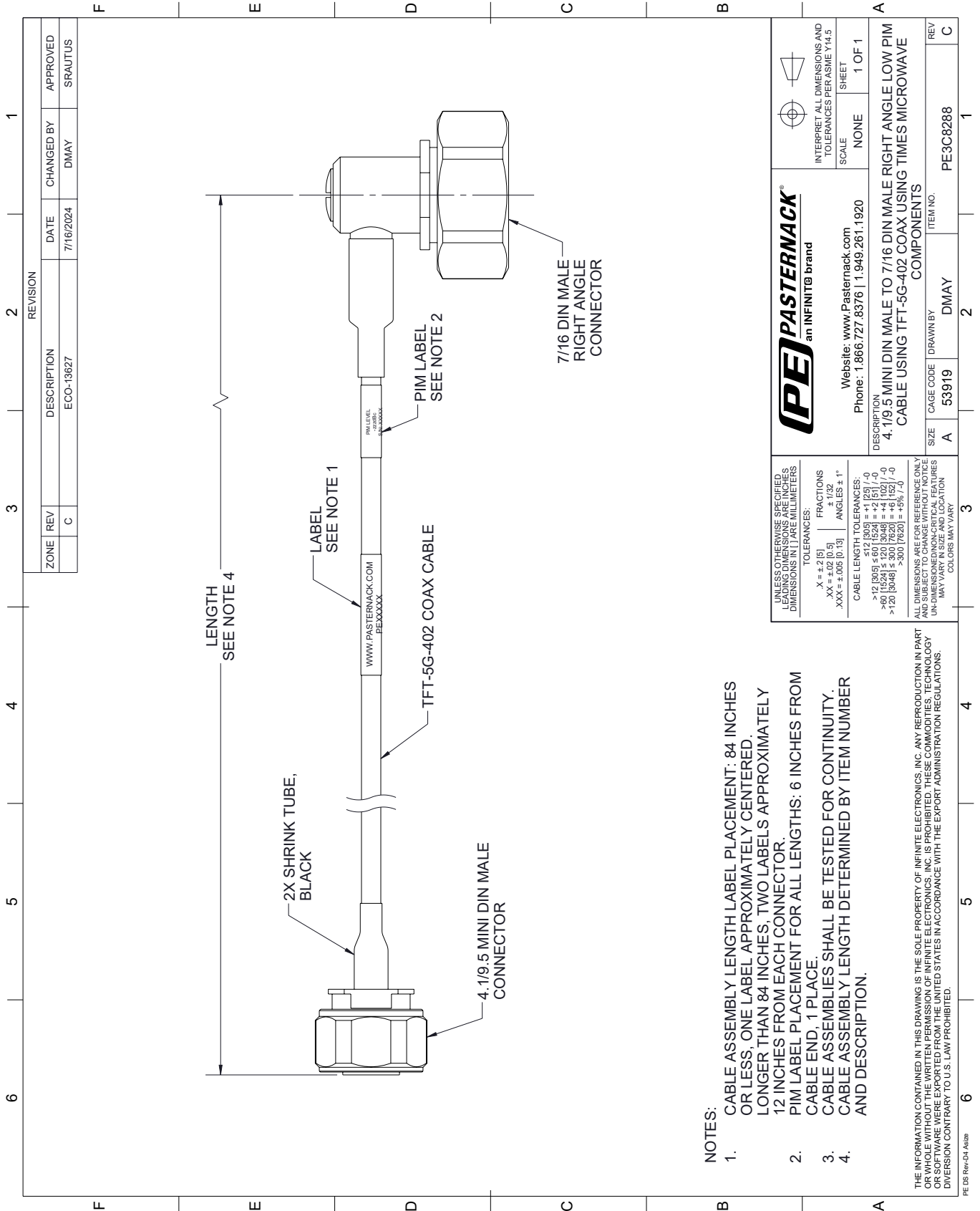
Click the following link (or enter part number in "SEARCH" on website) to obtain additional part information including price, inventory and certifications: [4.1/9.5 Mini DIN Male to 7/16 DIN Male Right Angle Low PIM Cable 150 CM Length Using TFT-5G-402 Coax Using Times Microwave Components PE3C8288-150CM](#)


URL: <https://www.pasternack.com/4.1-9.5-mini-din-male-to-7-16-din-male-low-pim-cable-150-cm-length-using-tft-5g-402-pe3c8288-150cm-p.aspx>

The information contained within this document is accurate to the best of our knowledge and representative of the part described herein. It may be necessary to make modifications to the part and/or the documentation of the part in order to implement improvements. Pasternack Enterprises reserves the right to make such changes as required. Unless otherwise stated, all specifications are nominal. Pasternack Enterprises does not make any representation or warranty regarding the suitability of the part described herein for any particular purpose, and Pasternack Enterprises does not assume liability arising out of the use of any part or document.

# PE3C8288-150CM CAD Drawing

4.1/9.5 Mini DIN Male to 7/16 DIN Male Right Angle Low PIM Cable 150 CM Length Using TFT-5G-402 Coax Using Times Microwave Components



 <b>PASTERNAK</b> an INFINIT® brand		INTERPRET ALL DIMENSIONS AND TOLERANCES PER ASME Y14.5 SCALE: NONE SHEET: 1 OF 1
Website: <a href="http://www.Pasternack.com">www.Pasternack.com</a> Phone: 1.866.727.8376   1.949.261.1920		
DESCRIPTION <b>4.1/9.5 MINI DIN MALE TO 7/16 DIN MALE RIGHT ANGLE LOW PIM CABLE USING TFT-5G-402 COAX USING TIMES MICROWAVE COMPONENTS</b>		
SIZE	A	53919
CAGE CODE	DMAY	PE3C8288
DRAWN BY		
ITEM NO.		

UNLESS OTHERWISE SPECIFIED, DIMENSIONS ARE IN INCHES. DIMENSIONS IN PARENTHESES ARE IN MILLIMETERS.  
 TOLERANCES:  
 .X = ±.2 (5)  
 .XX = ±.02 (0.5)  
 .XXX = ±.005 (0.13)  
 FRACTIONS  
 1/32 ± 1/32  
 ANGLES ± 1°  
 CABLE LENGTH TOLERANCES:  
 100' ± 1/2"  
 >12 [305] ±.60 [1524] = ±.2 (5) / -0  
 >60 [1524] ±.120 [3048] = ±.4 (102) / -0  
 >120 [3048] ±.300 [7620] = ±.6 (152) / -0  
 >300 [7620] ±.9% (7.6)

ALL DIMENSIONS ARE FOR REFERENCE ONLY. DIMENSIONS OF CRITICAL FEATURES MAY VARY IN SIZE AND LOCATION. COLORS MAY VARY.

THE INFORMATION CONTAINED IN THIS DRAWING IS THE SOLE PROPERTY OF INFINITE ELECTRONICS, INC. ANY REPRODUCTION IN PART OR WHOLE WITHOUT THE WRITTEN PERMISSION OF INFINITE ELECTRONICS, INC. IS PROHIBITED. THESE COMMODITIES, TECHNOLOGY OR SOFTWARE WERE EXPORTED FROM THE UNITED STATES IN ACCORDANCE WITH THE EXPORT ADMINISTRATION REGULATIONS. DIVERSION CONTRARY TO U.S. LAW PROHIBITED.

PE DS Rev-D4 A428