

4.1/9.5 Mini DIN Male to N Female Bulkhead Low PIM Cable 50 CM Length Using TFT-5G-402 Coax Using Times Microwave Components



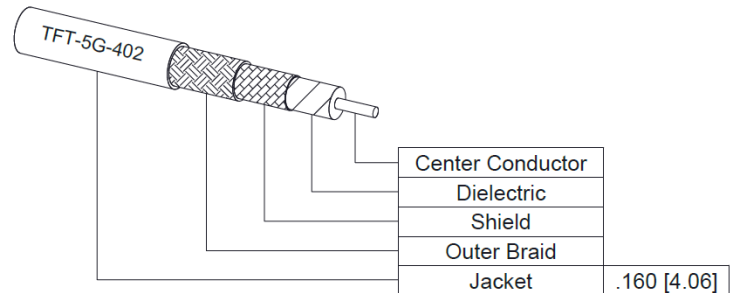
PE3C8292-50CM

Configuration

- Connector 1: 4.1/9.5 Mini DIN Male
- Connector 2: N Female Bulkhead
- Cable Type: TFT-5G-402
- Coax Flex Type: Flexible

Features

- Max Frequency 3 GHz
- Low PIM: -160 dBc Max
- Shielding Effectivity > 80 dB
- 76% Phase Velocity
- Double Shielded
- FEP Jacket



Applications

- General Purpose
- Laboratory Use
- Low PIM Applications
- Indoor and Outdoor Use
- Plenum Rated Applications

Description

Pasternack's PE3C8292-50CM 4.1/9.5 Mini DIN male to type N female bulkhead 50 cm cable using TFT-5G-402 coax is part of our full line of RF components available for same-day shipping. Pasternack's flexible RF cable assemblies are ideal for applications where tight bends and flexure are required. This Pasternack 4.1/9.5 Mini DIN to type N cable assembly has a male to female gender configuration with 50 ohm flexible TFT-5G-402 coax. The PE3C8292-50CM 4.1/9.5 Mini DIN male to type N female cable assembly operates to 3 GHz. Our low PIM design also offers excellent passive intermodulation performance with PIM levels better than -160 dBc. Our RF cable assembly with type N bulkhead interface allows designers to create external connections on their product enclosures, and can be used in a variety of other rack mount and panel mount applications. The double shielding of this Pasternack cable assembly provides excellent shielding effectiveness of better than 80 dB.

Custom versions of most RF cable assemblies can be built and shipped same day. Custom cable assembly lengths can be obtained by specifying the desired length on the web site at time of order or by contacting a sales representative. Other available RF cable assembly value added services include connector orientation or clocking, heat shrink booting and custom labeling. RF testing can also be performed to document the electrical performance of your cable assembly.

Electrical Specifications

Description	Minimum	Typical	Maximum	Units
Frequency Range	DC		3	GHz
VSWR			1.4:1	
Velocity of Propagation		76		%
RF Shielding	80			dB
Passive Intermodulation			-160	dBc
IM3 (2x43dBm Tones) at 850 MHz or 1900 MHz				

4.1/9.5 Mini DIN Male to N Female Bulkhead
Low PIM Cable 50 CM Length Using TFT-5G-402 Coax
Using Times Microwave Components



PE3C8292-50CM

Electrical Specifications

Description	Minimum	Typical	Maximum	Units
Capacitance		26.7 [87.6]		pF/ft [pF/m]

Specifications by Frequency

Description	F1	F2	F3	F4	F5	Units
Frequency	0.1	0.25	0.5	1	3	GHz
Insertion Loss (Typ.)	0.26	0.3	0.34	0.4	0.54	dB

Electrical Specification Notes:

The Insertion Loss data above is based on the performance specifications of the coax and connectors used in this assembly. The Insertion Loss includes an estimated insertion loss of 0.1 dB per connector.

Mechanical Specifications

Cable Assembly

Width/Diameter 0.866 in [22 mm]

Cable

Cable Type TFT-5G-402
 Impedance 50 Ohms
 Inner Conductor Type Solid
 Inner Conductor Material and Plating Copper
 Dielectric Type PTFE
 Number of Shields 2
 Jacket Material FEP, Blue
 Jacket Diameter 0.16 in [4.06 mm]
 One Time Minimum Bend Radius 0.75 in [19.05 mm]

4.1/9.5 Mini DIN Male to N Female Bulkhead
Low PIM Cable 50 CM Length Using TFT-5G-402 Coax
Using Times Microwave Components



PE3C8292-50CM

Connectors

Description	Connector 1	Connector 2
Type	4.1/9.5 Mini DIN Male	N Female Bulkhead
Impedance	50 Ohms	50 Ohms
Configuration	Straight	Straight
Contact Material and Plating	Brass, Silver	Brass, Silver
Contact Plating Specification	5 µm	5 µm
Dielectric Type	PTFE	PTFE
Outer Conductor Material and Plating		Brass, Tri-Metal
Outer Conductor Plating Specification		3 µm
Body Material and Plating	Brass, Tri-Metal	Brass, Tri-Metal
Body Plating Specification	2 µm	3 µm
Coupling Nut Material and Plating	Brass, Nickel	
Coupling Nut Plating Specification	5 µm	
Torque	106 in-lbs 11.98 Nm	10 in-lbs 1.13 Nm

Environmental Specifications

Operating Range Temperature -40 to +85 deg C

Compliance Certifications (see [product page](#) for current document)

Plotted and Other Data

Notes:

4.1/9.5 Mini DIN Male to N Female Bulkhead
Low PIM Cable 50 CM Length Using TFT-5G-402 Coax
Using Times Microwave Components

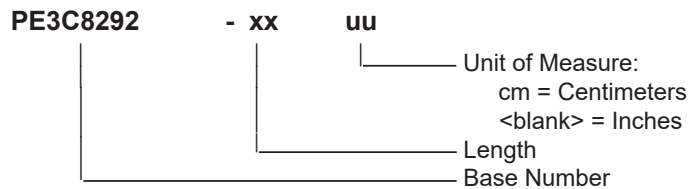


PE3C8292-50CM

Typical Performance Data

How to Order

Part Number Configuration:



Example: PE3C8292-12 = 12 inches long cable
PE3C8292-100cm = 100 cm long cable

4.1/9.5 Mini DIN Male to N Female Bulkhead Low PIM Cable 50 CM Length Using TFT-5G-402 Coax Using Times Microwave Components from Pasternack Enterprises has same day shipment for domestic and International orders. Our RF, microwave and millimeter wave products maintain a 99.4% availability and are part of the broadest selection in the industry.

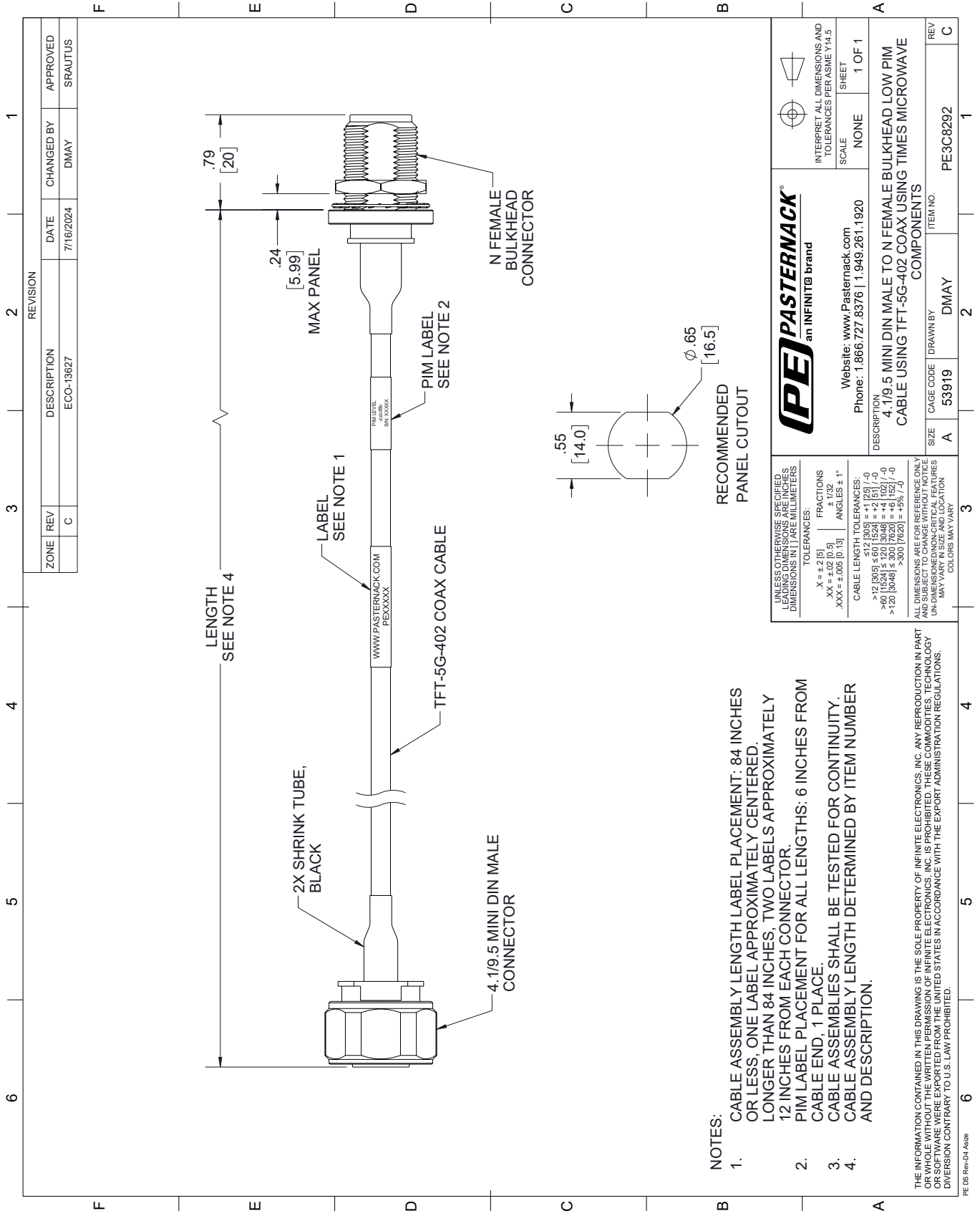
Click the following link (or enter part number in "SEARCH" on website) to obtain additional part information including price, inventory and certifications: [4.1/9.5 Mini DIN Male to N Female Bulkhead Low PIM Cable 50 CM Length Using TFT-5G-402 Coax Using Times Microwave Components PE3C8292-50CM](#)

URL: <https://www.pasternack.com/4.1-9.5-mini-din-male-to-n-female-bulkhead-low-pim-cable-50-cm-length-using-tft-5g-402-pe3c8292-50cm-p.aspx>

The information contained within this document is accurate to the best of our knowledge and representative of the part described herein. It may be necessary to make modifications to the part and/or the documentation of the part in order to impliment improvements. Pasternack Enterprises reserves the right to make such changes as required. Unless otherwise stated, all specifications are nominal. Pasternack Enterprises does not make any representation or warranty regarding the suitability of the part described herein for any particular purpose, and Pasternack Enterprises does not assume liability arising out of the use of any part or document.

PE3C8292-50CM CAD Drawing

4.1/9.5 Mini DIN Male to N Female Bulkhead Low PIM Cable 50 CM Length
Using TFT-5G-402 Coax Using Times Microwave Components



- NOTES:**
1. CABLE ASSEMBLY LENGTH LABEL PLACEMENT: 84 INCHES OR LESS, ONE LABEL APPROXIMATELY CENTERED, LONGER THAN 84 INCHES, TWO LABELS APPROXIMATELY 12 INCHES FROM EACH CONNECTOR.
 2. PIM LABEL PLACEMENT FOR ALL LENGTHS: 6 INCHES FROM CABLE END, 1 PLACE.
 3. CABLE ASSEMBLIES SHALL BE TESTED FOR CONTINUITY.
 4. CABLE ASSEMBLY LENGTH DETERMINED BY ITEM NUMBER AND DESCRIPTION.

THE INFORMATION CONTAINED IN THIS DRAWING IS THE SOLE PROPERTY OF INFINITE ELECTRONICS, INC. ANY REPRODUCTION IN PART OR WHOLE WITHOUT THE WRITTEN PERMISSION OF INFINITE ELECTRONICS, INC. IS PROHIBITED. THESE COMMODITIES, TECHNOLOGY OR SOFTWARE WERE EXPORTED FROM THE UNITED STATES IN ACCORDANCE WITH THE EXPORT ADMINISTRATION REGULATIONS. DIVERSION CONTRARY TO U.S. LAW PROHIBITED.

<p>UNLESS OTHERWISE SPECIFIED, ALL DIMENSIONS ARE IN INCHES. DIMENSIONS IN PARENTHESES ARE IN MILLIMETERS.</p> <p>TOLERANCES:</p> <p>X = ±.2 (5) FRACTIONS ± 1/32</p> <p>.XX = ±.02 (0.5) ANGLES ± 1°</p> <p>.XXX = ±.005 (0.13)</p> <p>CABLE LENGTH TOLERANCES:</p> <p>120 (3048) ±.005 (0.13)</p> <p>>12 (3048) ±.001 (0.025) ±.001 (0.025)</p> <p>>60 (1524) ±.001 (0.025) ±.001 (0.025)</p> <p>>120 (3048) ±.001 (0.025) ±.001 (0.025)</p> <p>>300 (7620) ±.001 (0.025) ±.001 (0.025)</p> <p>ALL DIMENSIONS ARE FOR REFERENCE ONLY. DIMENSIONS OF CRITICAL FEATURES MAY VARY IN SIZE AND LOCATION. COLORS MAY VARY.</p>		<p>PE PASTERNAK an INFINIT[®] brand</p> <p>Website: www.Pasternack.com Phone: 1.866.727.8376 1.949.261.1920</p> <p>INTERPRET ALL DIMENSIONS AND TOLERANCES PER ASME Y14.5</p> <p>SCALE: NONE</p> <p>SHEET: 1 OF 1</p>
<p>DESCRIPTION: 4.1/9.5 MINI DIN MALE TO N FEMALE BULKHEAD LOW PIM CABLE USING TFT-5G-402 COAX USING TIMES MICROWAVE COMPONENTS</p>		
<p>SIZE: A</p>	<p>CAGE CODE: 53919</p>	
<p>DRAWN BY: DMAY</p>	<p>ITEM NO.: PE3C8292</p>	
<p>REVISION: C</p>	<p>APPROVED BY: SRAUTUS</p>	