


4.3-10 Male to 7/16 DIN Male Low PIM Cable 48 Inch Length Using TFT-5G-402 Coax Using Times Microwave Components



PE3C8301-48

Configuration

- Connector 1: 4.3-10 Male
- Connector 2: 7/16 DIN Male
- Cable Type: TFT-5G-402
- Coax Flex Type: Flexible

Features

- Max Frequency 5.8 GHz
- Low PIM: -160 dBc Max
- Shielding Effectivity > 80 dB
- 76% Phase Velocity
- Double Shielded
- FEP Jacket



Applications

- General Purpose
- Laboratory Use
- Low PIM Applications
- Indoor and Outdoor Use
- Plenum Rated Applications

Description


Pasternack's PE3C8301-48 4.3-10 male to 7/16 DIN male 48 inch cable using TFT-5G-402 coax is part of our full line of RF components available for same-day shipping. Pasternack's flexible RF cable assemblies are ideal for applications where tight bends and flexure are required. This Pasternack 4.3-10 to 7/16 DIN cable assembly has a male to male gender configuration with 50 ohm flexible TFT-5G-402 coax. The PE3C8301-48 4.3-10 male to 7/16 DIN male cable assembly operates to 5.8 GHz. Our low PIM design also offers excellent passive intermodulation performance with PIM levels better than -160 dBc. The double shielding of this Pasternack cable assembly provides excellent shielding effectiveness of better than 80 dB.

Custom versions of most RF cable assemblies can be built and shipped same day. Custom cable assembly lengths can be obtained by specifying the desired length on the web site at time of order or by contacting a sales representative. Other available RF cable assembly value added services include connector orientation or clocking, heat shrink booting and custom labeling. RF testing can also be performed to document the electrical performance of your cable assembly.

Electrical Specifications

Description	Minimum	Typical	Maximum	Units
Frequency Range	DC		5.8	GHz
VSWR			1.4:1	
Velocity of Propagation		76		%
RF Shielding	80			dB
Passive Intermodulation			-160	dBc
IM3 (2x43dBm Tones) at 850 MHz or 1900 MHz				

4.3-10 Male to 7/16 DIN Male Low PIM Cable
48 Inch Length Using TFT-5G-402 Coax Using
Times Microwave Components



PE3C8301-48

Electrical Specifications

Description	Minimum	Typical	Maximum	Units
Capacitance		26.7 [87.6]		pF/ft [pF/m]

Specifications by Frequency

Description	F1	F2	F3	F4	F5	Units
Frequency	0.25	0.5	1	2.5	5.8	GHz
Insertion Loss (Typ.)	0.38	0.51	0.67	1.02	1.53	dB

Electrical Specification Notes:

The Insertion Loss data above is based on the performance specifications of the coax and connectors used in this assembly. The Insertion Loss includes an estimated insertion loss of $0.1 \cdot \sqrt{F(\text{GHz})}$ dB for the 4.3-10 connector and 0.1 dB for the 7/16 DIN connector.

Mechanical Specifications

Cable Assembly

Length	48 in [121.92 cm]
Width/Diameter	1.25 in [31.75 mm]
Weight	lbs [0 g]

Cable

Cable Type	TFT-5G-402
Impedance	50 Ohms
Inner Conductor Type	Solid
Inner Conductor Material and Plating	Copper
Dielectric Type	PTFE
Number of Shields	2
Jacket Material	FEP, Blue
Jacket Diameter	0.16 in [4.06 mm]
One Time Minimum Bend Radius	0.75 in [19.05 mm]

4.3-10 Male to 7/16 DIN Male Low PIM Cable
48 Inch Length Using TFT-5G-402 Coax Using
Times Microwave Components



PE3C8301-48

Connectors

Description	Connector 1	Connector 2
Type	4.3-10 Male	7/16 DIN Male
Impedance	50 Ohms	50 Ohms
Configuration	Straight	Straight
Mating Cycles	500	
Contact Material and Plating	Brass, Silver	Brass, Silver
Contact Plating Specification	200 µin	5 µm
Dielectric Type	PTFE	PTFE
Body Material and Plating	Brass, Tri-Metal	Brass, Tri-Metal
Body Plating Specification	80 µin	3 µm
Coupling Nut Material and Plating	Brass, Tri-Metal	Brass, Tri-Metal
Coupling Nut Plating Specification	80 µin	3 µm
Torque	44 in-lbs 4.97 Nm	22.083 ft-lbs 29.95 Nm

Environmental Specifications


Operating Range Temperature -55 to +85 deg C

Compliance Certifications (see [product page](#) for current document)

Plotted and Other Data

Notes:

4.3-10 Male to 7/16 DIN Male Low PIM Cable
48 Inch Length Using TFT-5G-402 Coax Using
Times Microwave Components



PE3C8301-48

Typical Performance Data

How to Order

Part Number Configuration:

PE3C8301

- xx

uu

Unit of Measure:
cm = Centimeters
<blank> = Inches
Length
Base Number

Example: PE3C8301-12 = 12 inches long cable
PE3C8301-100cm = 100 cm long cable

4.3-10 Male to 7/16 DIN Male Low PIM Cable 48 Inch Length Using TFT-5G-402 Coax Using Times Microwave Components from Pasternack Enterprises has same day shipment for domestic and International orders. Our RF, microwave and millimeter wave products maintain a 99.4% availability and are part of the broadest selection in the industry.

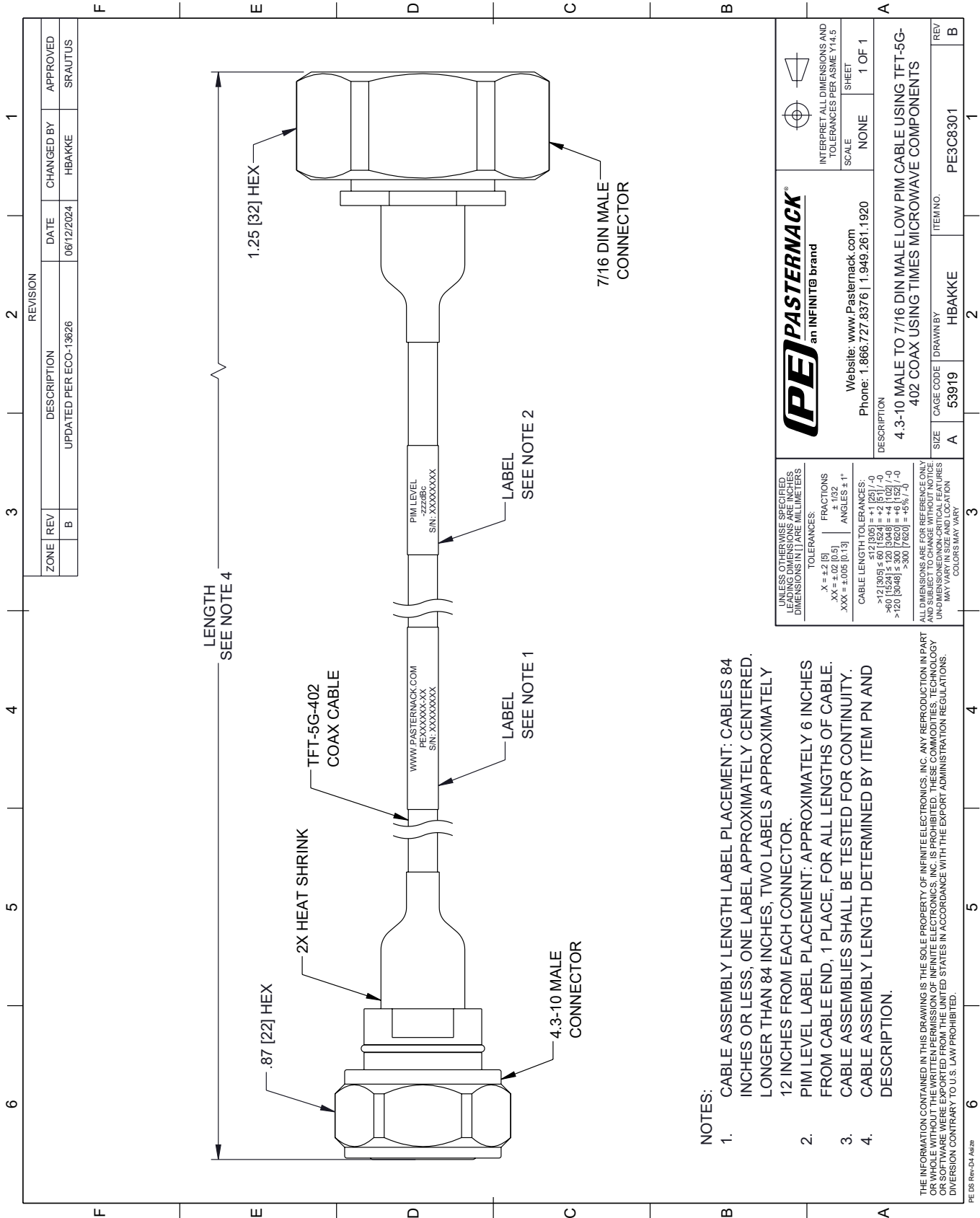
Click the following link (or enter part number in "SEARCH" on website) to obtain additional part information including price, inventory and certifications: [4.3-10 Male to 7/16 DIN Male Low PIM Cable 48 Inch Length Using TFT-5G-402 Coax Using Times Microwave Components PE3C8301-48](https://www.pasternack.com/4.3-10-male-to-7-16-din-male-low-pim-cable-48-inch-length-using-tft-5g-402-pe3c8301-48.html)

URL: <https://www.pasternack.com/4.3-10-male-to-7-16-din-male-low-pim-cable-48-inch-length-using-tft-5g-402-pe3c8301-48.html>

The information contained within this document is accurate to the best of our knowledge and representative of the part described herein. It may be necessary to make modifications to the part and/or the documentation of the part in order to impliment improvements. Pasternack Enterprises reserves the right to make such changes as required. Unless otherwise stated, all specifications are nominal. Pasternack Enterprises does not make any representation or warranty regarding the suitability of the part described herein for any particular purpose, and Pasternack Enterprises does not assume liability arising out of the use of any part or document.

PE3C8301-48 CAD Drawing

4.3-10 Male to 7/16 DIN Male Low PIM Cable 48 Inch Length Using TFT-5G-402 Coax Using Times Microwave Components



NOTES:

- CABLE ASSEMBLY LENGTH LABEL PLACEMENT: CABLES 84 INCHES OR LESS, ONE LABEL APPROXIMATELY CENTERED. LONGER THAN 84 INCHES, TWO LABELS APPROXIMATELY 12 INCHES FROM EACH CONNECTOR.
- PIM LEVEL LABEL PLACEMENT: APPROXIMATELY 6 INCHES FROM CABLE END, 1 PLACE, FOR ALL LENGTHS OF CABLE.
- CABLE ASSEMBLY SHALL BE TESTED FOR CONTINUITY.
- CABLE ASSEMBLY LENGTH DETERMINED BY ITEM PN AND DESCRIPTION.

THE INFORMATION CONTAINED IN THIS DRAWING IS THE SOLE PROPERTY OF INFINITE ELECTRONICS, INC. ANY REPRODUCTION IN PART OR WHOLE WITHOUT THE WRITTEN PERMISSION OF INFINITE ELECTRONICS, INC. IS PROHIBITED. THESE COMMODITIES, TECHNOLOGY OR SOFTWARE WERE EXPORTED FROM THE UNITED STATES IN ACCORDANCE WITH THE EXPORT ADMINISTRATION REGULATIONS. DIVERSION CONTRARY TO U.S. LAW PROHIBITED.

PE DS Rev-04 Add2