

4.3-10 Male Right Angle to 7/16 DIN Male Low PIM Cable 24 Inch Length Using TFT-5G-402 Coax Using Times Microwave Components



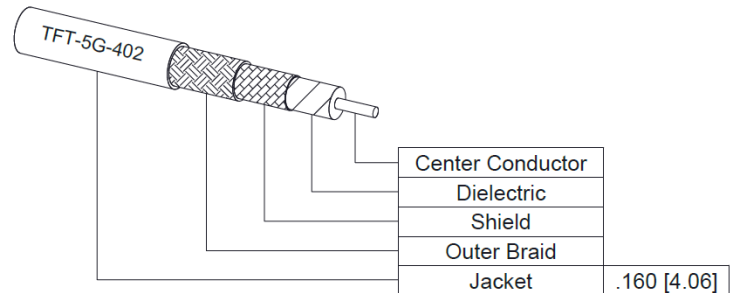
PE3C8305-24

Configuration

- Connector 1: 4.3-10 Male Right Angle
- Connector 2: 7/16 DIN Male
- Cable Type: TFT-5G-402
- Coax Flex Type: Flexible

Features

- Max Frequency 5.8 GHz
- Low PIM: -160 dBc Max
- Shielding Effectivity > 80 dB
- 76% Phase Velocity
- Double Shielded
- FEP Jacket



Applications

- General Purpose
- Laboratory Use
- Low PIM Applications
- Indoor and Outdoor Use
- Plenum Rated Applications

Description

Pasternack's PE3C8305-24 4.3-10 male right angle to 7/16 DIN male 24 inch cable using TFT-5G-402 coax is part of our full line of RF components available for same-day shipping. Pasternack's flexible RF cable assemblies are ideal for applications where tight bends and flexure are required. This Pasternack 4.3-10 to 7/16 DIN cable assembly has a male to male gender configuration with 50 ohm flexible TFT-5G-402 coax. The PE3C8305-24 4.3-10 male to 7/16 DIN male cable assembly operates to 5.8 GHz. Our low PIM design also offers excellent passive intermodulation performance with PIM levels better than -160 dBc. The right angle 4.3-10 interface on the TFT-5G-402 cable allows for easier connections in tight spaces. The double shielding of this Pasternack cable assembly provides excellent shielding effectiveness of better than 80 dB.

Custom versions of most RF cable assemblies can be built and shipped same day. Custom cable assembly lengths can be obtained by specifying the desired length on the web site at time of order or by contacting a sales representative. Other available RF cable assembly value added services include connector orientation or clocking, heat shrink booting and custom labeling. RF testing can also be performed to document the electrical performance of your cable assembly.

Electrical Specifications

| Description | Minimum | Typical | Maximum | Units |
|--|---------|---------|---------|-------|
| Frequency Range | DC | | 5.8 | GHz |
| VSWR | | | 1.4:1 | |
| Velocity of Propagation | | 76 | | % |
| RF Shielding | 80 | | | dB |
| Passive Intermodulation | | | -160 | dBc |
| IM3 (2x43dBm Tones) at 850 MHz or 1900 MHz | | | | |

4.3-10 Male Right Angle to 7/16 DIN Male
Low PIM Cable 24 Inch Length Using TFT-5G-402 Coax
Using Times Microwave Components



PE3C8305-24

Electrical Specifications

| Description | Minimum | Typical | Maximum | Units |
|-------------|---------|-------------|---------|--------------|
| Capacitance | | 26.7 [87.6] | | pF/ft [pF/m] |

Specifications by Frequency

| Description | F1 | F2 | F3 | F4 | F5 | Units |
|-----------------------|------|------|------|------|------|-------|
| Frequency | 0.25 | 0.5 | 1 | 2.5 | 5.8 | GHz |
| Insertion Loss (Typ.) | 0.27 | 0.34 | 0.44 | 0.64 | 0.94 | dB |

Electrical Specification Notes:

The Insertion Loss data above is based on the performance specifications of the coax and connectors used in this assembly. The Insertion Loss includes an estimated insertion loss of $0.1 \cdot \sqrt{F(\text{GHz})}$ dB for the right angle connector and 0.1 dB for the straight connector.

Mechanical Specifications

Cable Assembly

| | |
|----------------|--------------------|
| Length | 24 in [609.6 mm] |
| Width/Diameter | 1.25 in [31.75 mm] |
| Weight | lbs [0 g] |

Cable

| | |
|--------------------------------------|--------------------|
| Cable Type | TFT-5G-402 |
| Impedance | 50 Ohms |
| Inner Conductor Type | Solid |
| Inner Conductor Material and Plating | Copper |
| Dielectric Type | PTFE |
| Number of Shields | 2 |
| Jacket Material | FEP, Blue |
| Jacket Diameter | 0.16 in [4.06 mm] |
| One Time Minimum Bend Radius | 0.75 in [19.05 mm] |

4.3-10 Male Right Angle to 7/16 DIN Male
Low PIM Cable 24 Inch Length Using TFT-5G-402 Coax
Using Times Microwave Components



PE3C8305-24

Connectors

| Description | Connector 1 | Connector 2 |
|------------------------------------|-------------------------|------------------------|
| Type | 4.3-10 Male Right Angle | 7/16 DIN Male |
| Impedance | 50 Ohms | 50 Ohms |
| Configuration | Right Angle | Straight |
| Mating Cycles | 500 | |
| Contact Material and Plating | Brass, Silver | Brass, Silver |
| Contact Plating Specification | 200 µin | 5 µm |
| Dielectric Type | PTFE | PTFE |
| Body Material and Plating | Brass, Tri-Metal | Brass, Tri-Metal |
| Body Plating Specification | 80 µin | 3 µm |
| Coupling Nut Material and Plating | Brass, Tri-Metal | Brass, Tri-Metal |
| Coupling Nut Plating Specification | 80 µin | 3 µm |
| Torque | 44 in-lbs 4.97 Nm | 22.083 ft-lbs 29.95 Nm |

Environmental Specifications

Operating Range Temperature -40 to +85 deg C

Compliance Certifications (see [product page](#) for current document)

Plotted and Other Data

Notes:

4.3-10 Male Right Angle to 7/16 DIN Male
Low PIM Cable 24 Inch Length Using TFT-5G-402 Coax
Using Times Microwave Components

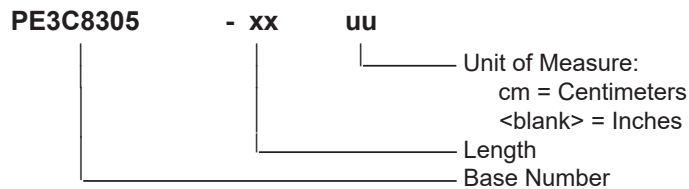


PE3C8305-24

Typical Performance Data

How to Order

Part Number Configuration:



Example: PE3C8305-12 = 12 inches long cable
PE3C8305-100cm = 100 cm long cable

4.3-10 Male Right Angle to 7/16 DIN Male Low PIM Cable 24 Inch Length Using TFT-5G-402 Coax Using Times Microwave Components from Pasternack Enterprises has same day shipment for domestic and International orders. Our RF, microwave and millimeter wave products maintain a 99.4% availability and are part of the broadest selection in the industry.

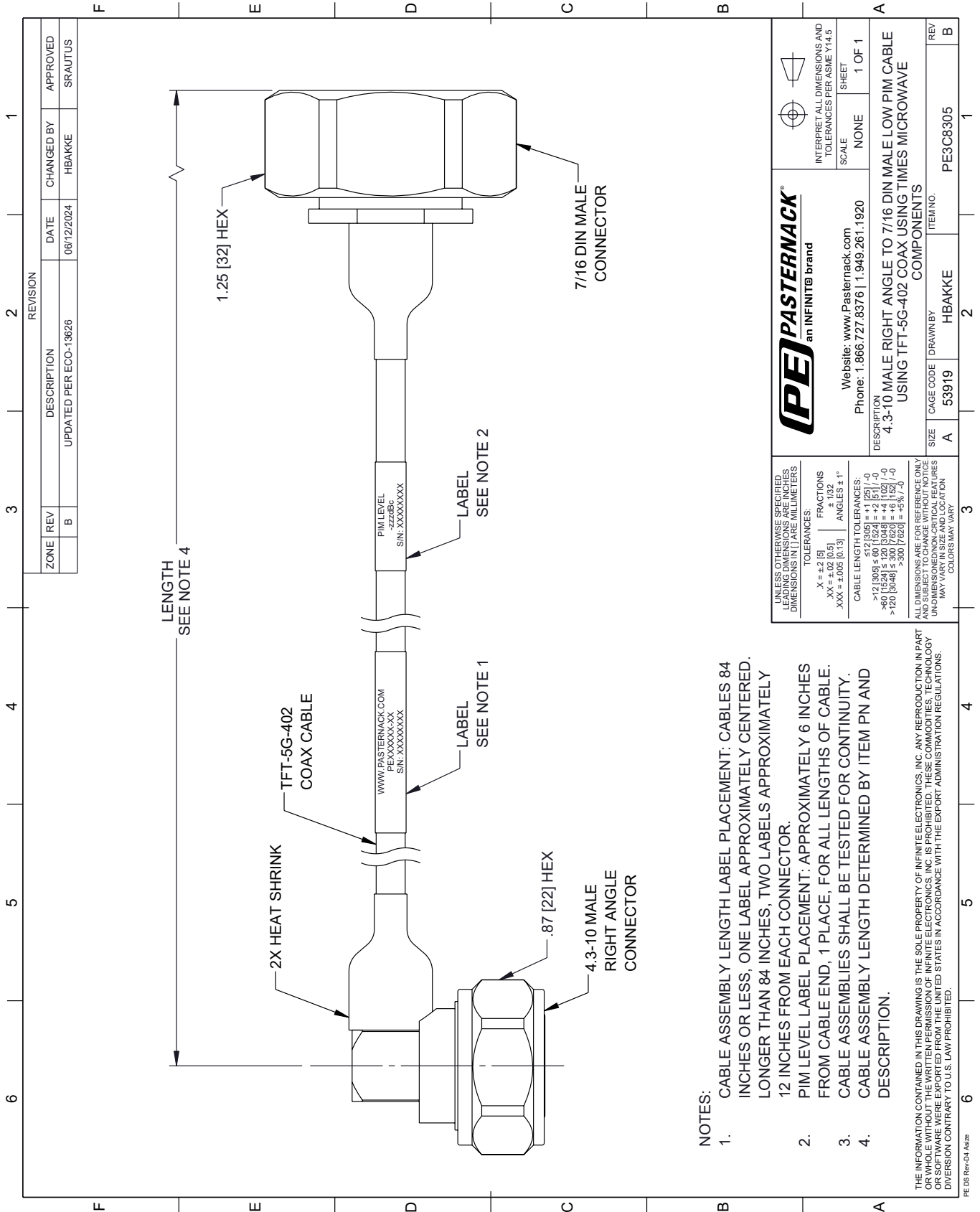
Click the following link (or enter part number in "SEARCH" on website) to obtain additional part information including price, inventory and certifications: [4.3-10 Male Right Angle to 7/16 DIN Male Low PIM Cable 24 Inch Length Using TFT-5G-402 Coax Using Times Microwave Components PE3C8305-24](https://www.pasternack.com/4.3-10-male-right-angle-to-7-16-din-male-low-pim-cable-24-inch-length-using-tft-5g-402-pe3c8305-24)

URL: <https://www.pasternack.com/4.3-10-male-right-angle-to-7-16-din-male-low-pim-cable-24-inch-length-using-tft-5g-402-pe3c8305-24.html>

The information contained within this document is accurate to the best of our knowledge and representative of the part described herein. It may be necessary to make modifications to the part and/or the documentation of the part in order to impliment improvements. Pasternack Enterprises reserves the right to make such changes as required. Unless otherwise stated, all specifications are nominal. Pasternack Enterprises does not make any representation or warranty regarding the suitability of the part described herein for any particular purpose, and Pasternack Enterprises does not assume liability arising out of the use of any part or document.

PE3C8305-24 CAD Drawing

4.3-10 Male Right Angle to 7/16 DIN Male Low PIM Cable 24 Inch Length
Using TFT-5G-402 Coax Using Times Microwave Components



NOTES:

1. CABLE ASSEMBLY LENGTH LABEL PLACEMENT: CABLES 84 INCHES OR LESS, ONE LABEL APPROXIMATELY CENTERED. LONGER THAN 84 INCHES, TWO LABELS APPROXIMATELY 12 INCHES FROM EACH CONNECTOR.
2. PIM LEVEL LABEL PLACEMENT: APPROXIMATELY 6 INCHES FROM CABLE END, 1 PLACE. FOR ALL LENGTHS OF CABLE.
3. CABLE ASSEMBLIES SHALL BE TESTED FOR CONTINUITY.
4. CABLE ASSEMBLY LENGTH DETERMINED BY ITEM PN AND DESCRIPTION.

THE INFORMATION CONTAINED IN THIS DRAWING IS THE SOLE PROPERTY OF INFINITE ELECTRONICS, INC. ANY REPRODUCTION IN PART OR WHOLE WITHOUT THE WRITTEN PERMISSION OF INFINITE ELECTRONICS, INC. IS PROHIBITED. THESE COMMODITIES, TECHNOLOGY OR SOFTWARE WERE EXPORTED FROM THE UNITED STATES IN ACCORDANCE WITH THE EXPORT ADMINISTRATION REGULATIONS. DIVERSION CONTRARY TO U.S. LAW PROHIBITED.

PE DS Rev-D4 Add2

| | | | |
|--|--|--|--|
| | | INTERPRET ALL DIMENSIONS AND TOLERANCES PER ASME Y14.5 SCALE: NONE SHEET: 1 OF 1 | |
| Website: www.Pasternack.com Phone: 1.866.727.8376 1.949.261.1920 | | CAGE CODE: 53919 DRAWN BY: HBAKKE ITEM NO.: PE3C8305 | |
| DESCRIPTION: 4.3-10 MALE RIGHT ANGLE TO 7/16 DIN MALE LOW PIM CABLE USING TFT-5G-402 COAX USING TIMES MICROWAVE COMPONENTS | | REV: B | |