

## 7/16 DIN Male to N Female Low PIM Cable 60 Inch Length Using TFT-5G-402 Coax Using Times Microwave Components



### PE3C8321-60

#### Configuration

- Connector 1: 7/16 DIN Male
- Connector 2: N Female
- Cable Type: TFT-5G-402
- Coax Flex Type: Flexible

#### Features

- Max Frequency 5.8 GHz
- Low PIM: -160 dBc Max
- Shielding Effectivity > 80 dB
- 76% Phase Velocity
- Double Shielded
- FEP Jacket



#### Applications

- General Purpose
- Laboratory Use
- Low PIM Applications
- Indoor and Outdoor Use
- Plenum Rated Applications

#### Description


Pasternack's PE3C8321-60 7/16 DIN male to type N female 60 inch cable using TFT-5G-402 coax is part of our full line of RF components available for same-day shipping. Pasternack's flexible RF cable assemblies are ideal for applications where tight bends and flexure are required. This Pasternack 7/16 DIN to type N cable assembly has a male to female gender configuration with 50 ohm flexible TFT-5G-402 coax. The PE3C8321-60 7/16 DIN male to type N female cable assembly operates to 5.8 GHz. Our low PIM design also offers excellent passive intermodulation performance with PIM levels better than -160 dBc. The double shielding of this Pasternack cable assembly provides excellent shielding effectiveness of better than 80 dB.

Custom versions of most RF cable assemblies can be built and shipped same day. Custom cable assembly lengths can be obtained by specifying the desired length on the web site at time of order or by contacting a sales representative. Other available RF cable assembly value added services include connector orientation or clocking, heat shrink booting and custom labeling. RF testing can also be performed to document the electrical performance of your cable assembly.

#### Electrical Specifications

Description	Minimum	Typical	Maximum	Units
Frequency Range	DC		5.8	GHz
VSWR			1.4:1	
Velocity of Propagation		76		%
RF Shielding	80			dB
Passive Intermodulation			-160	dBc
IM3 (2x43dBm Tones) at 850 MHz or 1900 MHz				

7/16 DIN Male to N Female Low PIM Cable  
60 Inch Length Using TFT-5G-402 Coax Using  
Times Microwave Components



## PE3C8321-60

### Electrical Specifications

Description	Minimum	Typical	Maximum	Units
Capacitance		26.7 [87.6]		pF/ft [pF/m]

### Specifications by Frequency

Description	F1	F2	F3	F4	F5	Units
Frequency	0.25	0.5	1	2.5	5.8	GHz
Insertion Loss (Typ.)	0.49	0.62	0.79	1.15	1.68	dB

**Electrical Specification Notes:**

The Insertion Loss data above is based on the performance specifications of the coax and connectors used in this assembly. The Insertion Loss includes an estimated insertion loss of 0.1 dB per connector.

### Mechanical Specifications

**Cable Assembly**

Width/Diameter 1.25 in [31.75 mm]

**Cable**

Cable Type TFT-5G-402  
 Impedance 50 Ohms  
 Inner Conductor Type Solid  
 Inner Conductor Material and Plating Copper  
 Dielectric Type PTFE  
 Number of Shields 2  
 Jacket Material FEP, Blue  
 Jacket Diameter 0.16 in [4.06 mm]  
 One Time Minimum Bend Radius 0.75 in [19.05 mm]

7/16 DIN Male to N Female Low PIM Cable  
60 Inch Length Using TFT-5G-402 Coax Using  
Times Microwave Components



## PE3C8321-60

### Connectors

Description	Connector 1	Connector 2
Type	7/16 DIN Male	N Female
Impedance	50 Ohms	50 Ohms
Configuration	Straight	Straight
Mating Cycles		500
Contact Material and Plating	Brass, Silver	Phosphor Bronze, Silver
Contact Plating Specification	5 µm	5 µm
Dielectric Type	PTFE	PTFE
Outer Conductor Material and Plating		Brass, Tri-Metal
Outer Conductor Plating Specification		3 µm
Body Material and Plating	Brass, Tri-Metal	Brass, Tri-Metal
Body Plating Specification	3 µm	3 µm
Coupling Nut Material and Plating	Brass, Tri-Metal	
Coupling Nut Plating Specification	3 µm	
Torque	22.083 ft-lbs 29.95 Nm	10 in-lbs 1.13 Nm

### Environmental Specifications


Operating Range Temperature -55 to +125 deg C

**Compliance Certifications** (see [product page](#) for current document)

### Plotted and Other Data

Notes:

7/16 DIN Male to N Female Low PIM Cable  
60 Inch Length Using TFT-5G-402 Coax Using  
Times Microwave Components



## PE3C8321-60

### Typical Performance Data

### How to Order

Part Number Configuration:

**PE3C8321**

- **xx**

**uu**

Unit of Measure:

cm = Centimeters

<blank> = Inches

Length

Base Number

Example: PE3C8321-12 = 12 inches long cable  
PE3C8321-100cm = 100 cm long cable

7/16 DIN Male to N Female Low PIM Cable 60 Inch Length Using TFT-5G-402 Coax Using Times Microwave Components from Pasternack Enterprises has same day shipment for domestic and International orders. Our RF, microwave and millimeter wave products maintain a 99.4% availability and are part of the broadest selection in the industry.

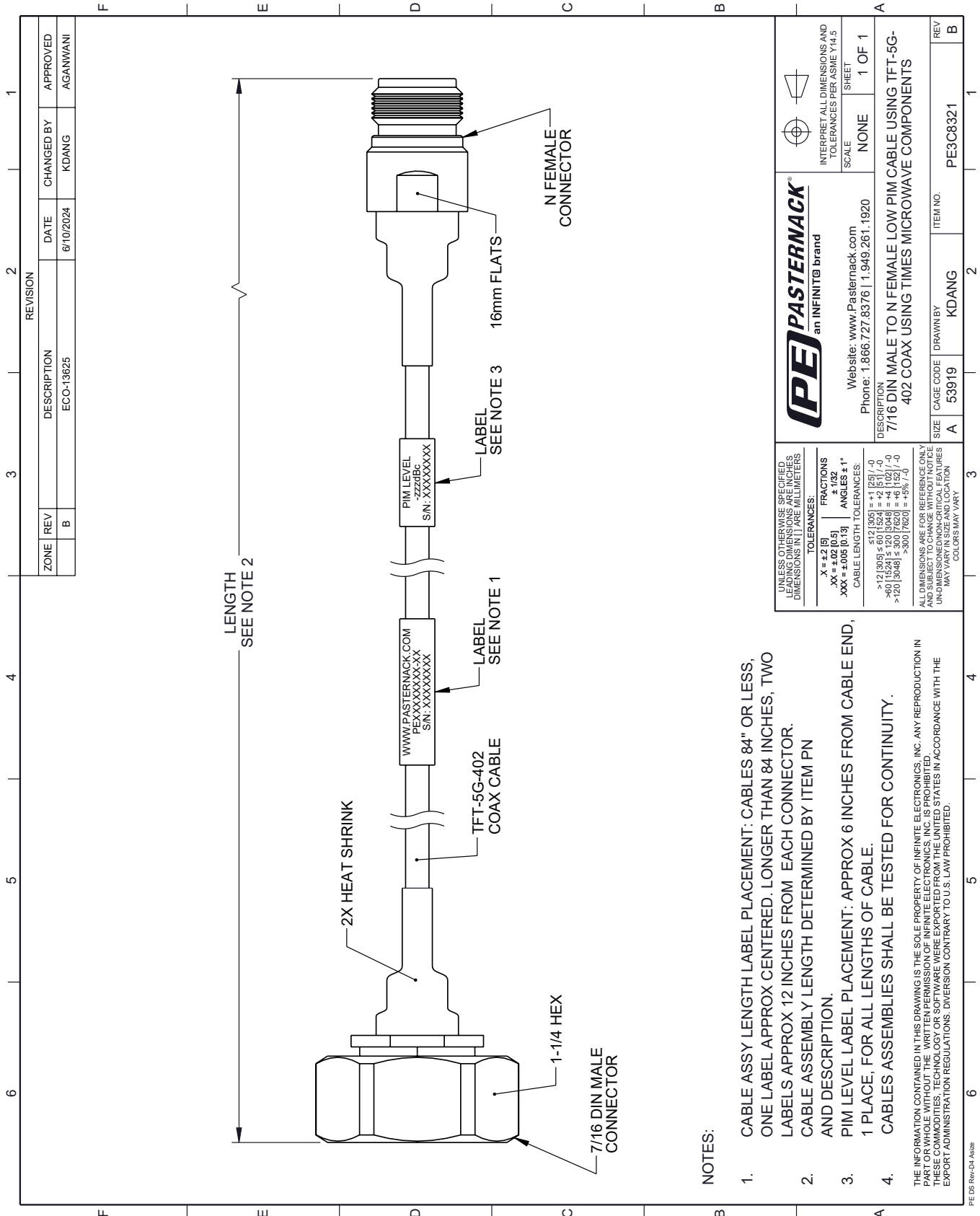
Click the following link (or enter part number in "SEARCH" on website) to obtain additional part information including price, inventory and certifications: [7/16 DIN Male to N Female Low PIM Cable 60 Inch Length Using TFT-5G-402 Coax Using Times Microwave Components PE3C8321-60](https://www.pasternack.com/7-16-din-male-to-n-female-low-pim-cable-60-inch-length-using-tft-5g-402-pe3c8321-60)

URL: <https://www.pasternack.com/7-16-din-male-to-n-female-low-pim-cable-60-inch-length-using-tft-5g-402-pe3c8321-60.html>

The information contained within this document is accurate to the best of our knowledge and representative of the part described herein. It may be necessary to make modifications to the part and/or the documentation of the part in order to impliment improvements. Pasternack Enterprises reserves the right to make such changes as required. Unless otherwise stated, all specifications are nominal. Pasternack Enterprises does not make any representation or warranty regarding the suitability of the part described herein for any particular purpose, and Pasternack Enterprises does not assume liability arising out of the use of any part or document.

# PE3C8321-60 CAD Drawing

7/16 DIN Male to N Female Low PIM Cable 60 Inch Length Using TFT-5G-402 Coax Using Times Microwave Components



REVISION		DATE	CHANGED BY	APPROVED
ZONE	REV	DESCRIPTION		
	B	ECO-13625	KDANG	AGANWANI

 an INFINITB brand		INTERPRET ALL DIMENSIONS AND TOLERANCES PER ASME Y14.5 SCALE NONE SHEET 1 OF 1
Website: <a href="http://www.PasterNack.com">www.PasterNack.com</a> Phone: 1.866.727.8376   1.949.261.1920		DESCRIPTION <b>7/16 DIN MALE TO N FEMALE LOW PIM CABLE USING TFT-5G-402 COAX USING TIMES MICROWAVE COMPONENTS</b>
UNLESS OTHERWISE SPECIFIED LEADING DIMENSIONS ARE IN INCHES DIMENSIONS IN [ ] ARE MILLIMETERS <b>TOLERANCES:</b> .X = ±.2 [5] .XX = ±.02 [0.5] .XXX = ±.005 [0.13] FRACTIONS ± 1/32 ANGLES ± 1° <b>CABLE LENGTH TOLERANCES:</b> ≤12 [305] ±.12 [3.05] >12 [305] ≤.60 [1524] ±.12 [3.05] >.60 [1524] ≤.120 [3048] ±.12 [3.05] >.120 [3048] ±.300 [7620] ±.5% [1.4]	CAGE CODE 53919 DRAWN BY KDANG ITEM NO. PE3C8321	REV B

**NOTES:**

- CABLE ASSY LENGTH LABEL PLACEMENT: CABLES 84" OR LESS, ONE LABEL APPROX CENTERED. LONGER THAN 84 INCHES, TWO LABELS APPROX 12 INCHES FROM EACH CONNECTOR.
- CABLE ASSEMBLY LENGTH DETERMINED BY ITEM PN AND DESCRIPTION.
- PIM LEVEL LABEL PLACEMENT: APPROX 6 INCHES FROM CABLE END, 1 PLACE, FOR ALL LENGTHS OF CABLE.
- CABLES ASSEMBLIES SHALL BE TESTED FOR CONTINUITY.

THE INFORMATION CONTAINED IN THIS DRAWING IS THE SOLE PROPERTY OF INFINITE ELECTRONICS, INC. ANY REPRODUCTION IN PART OR WHOLE WITHOUT THE WRITTEN PERMISSION OF INFINITE ELECTRONICS, INC. IS PROHIBITED. THESE COMMODITIES, TECHNOLOGY OR SOFTWARE WERE EXPORTED FROM THE UNITED STATES IN ACCORDANCE WITH THE EXPORT ADMINISTRATION REGULATIONS. DIVERSION CONTRARY TO U.S. LAW PROHIBITED.

PE DS Rev-D4-A320