




Fire Rated 7/16 DIN Male to 7/16 DIN Male Right Angle
 Low PIM Cable 60 Inch Length Using SPF-250 Coax Using
 Times Microwave Parts

RF Cable Assemblies Technical Data Sheet

PE3C8493-60

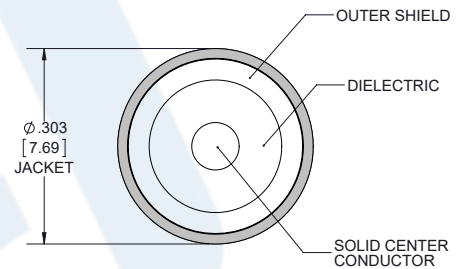
Configuration

- Connector 1: 7/16 DIN Male
- Connector 2: 7/16 DIN Male Right Angle
- Cable Type: SPF-250



Features

- Max Frequency 5.8 GHz
- Low PIM: -160 dBc Max
- 83% Phase Velocity
- FRPE Jacket
- 100% Tested with PIM Test Results Marked on Cable
- Lightweight and Extremely Flexible
- Low Loss with Excellent VSWR
- IP67 (when mated)
- Using Times Microwave Components



Applications

- General Purpose
- Laboratory Use
- Low PIM Applications
- CMR Riser Rated Applications
- Distributed Antenna Systems (DAS)
- Multi-Carrier Communication Systems
- PIM Testing

Description

Pasternack's PE3C8493-60 7/16 DIN male to 7/16 DIN male right angle 60 inch cable using SPF-250 coax is part of our full line of RF components available for same-day shipping. Pasternack's corrugated RF cable assemblies are ideal for applications where durability and high power are needed. This Pasternack 7/16 DIN to 7/16 DIN cable assembly has a male to male gender configuration with 50 ohm corrugated SPF-250 coax. The PE3C8493-60 7/16 DIN male to 7/16 DIN male cable assembly operates to 5.8 GHz. Our low PIM design also offers excellent passive intermodulation performance with PIM levels better than -160 dBc. The right angle 7/16 DIN interface on the SPF-250 cable allows for easier connections in tight spaces.

Custom versions of most RF cable assemblies can be built and shipped same day. Custom cable assembly lengths can be obtained by specifying the desired length on the web site at time of order or by contacting a sales representative. Other available RF cable assembly value added services include connector orientation or clocking, heat shrink booting and custom labeling. RF testing can also be performed to document the electrical performance of your cable assembly.

Electrical Specifications

Description	Minimum	Typical	Maximum	Units
Frequency Range	DC		5.8	GHz
VSWR			1.4:1	
Velocity of Propagation		83		%
Passive Intermodulation			-160	dBc

Click the following link (or enter part number in "SEARCH" on website) to obtain additional part information including price, inventory and certifications: [Fire Rated 7/16 DIN Male to 7/16 DIN Male Right Angle Low PIM Cable 60 Inch Length Using SPF-250 Coax Using Times Microwave Parts PE3C8493-60](#)



Fire Rated 7/16 DIN Male to 7/16 DIN Male Right Angle
 Low PIM Cable 60 Inch Length Using SPF-250 Coax Using
 Times Microwave Parts

RF Cable Assemblies Technical Data Sheet

PE3C8493-60

Capacitance	24 [78.74]	pF/ft [pF/m]
Inductance	0.054 [0.18]	uH/ft [uH/m]

Specifications by Frequency

Description	F1	F2	F3	F4	F5	Units
Frequency	0.25	0.5	1	2.5	5.8	GHz
Insertion Loss (Typ.)	0.25	0.36	0.51	0.84	1.32	dB

Electrical Specification Notes:

The Insertion Loss data above is based on the performance specifications of the coax and connectors used in this assembly. The Insertion Loss includes an estimated insertion loss of 0.1*SQRT(FGHz) dB per connector.

Mechanical Specifications

Cable Assembly

Length* 60 in [152.4 cm]
 Diameter 0 in [0 mm]

Cable

Cable Type SPF-250
 Impedance 50 Ohms
 Inner Conductor Type Solid
 Inner Conductor Material and Plating Copper Clad Aluminum
 Dielectric Type Foam PE
 Number of Shields 1
 Outer Conductor Material and Plating Copper
 Jacket Material FRPE, Black
 Jacket Diameter 0.303 in [7.7 mm]
 One Time Minimum Bend Radius 1.25 in [31.75 mm]
 Bending Moment 0.5 lbs-ft [0.68 N-m]

Click the following link (or enter part number in "SEARCH" on website) to obtain additional part information including price, inventory and certifications: [Fire Rated 7/16 DIN Male to 7/16 DIN Male Right Angle Low PIM Cable 60 Inch Length Using SPF-250 Coax Using Times Microwave Parts PE3C8493-60](#)



Fire Rated 7/16 DIN Male to 7/16 DIN Male Right Angle
Low PIM Cable 60 Inch Length Using SPF-250 Coax Using
Times Microwave Parts

RF Cable Assemblies Technical Data Sheet

PE3C8493-60

Connectors

Description	Connector 1	Connector 2
Type	7/16 DIN Male	7/16 DIN Male Right Angle
Impedance	50 Ohms	50 Ohms
Contact Material and Plating	Brass, Silver	Brass, Silver
Contact Plating Specification	196 µin	196 µin
Dielectric Type	PTFE	PTFE
Body Material and Plating	Brass, Tri-Metal	Brass, Nickel
Body Plating Specification	118 µin	118 µin
Coupling Nut Material and Plating	Brass, Nickel	Brass, Nickel
Coupling Nut Plating Specification	118 µin	118 µin

Environmental Specifications

Temperature

Operating Range

-40 to +85 deg C

Compliance Certifications (see [product page](#) for current document)

Plotted and Other Data

Notes:

Click the following link (or enter part number in "SEARCH" on website) to obtain additional part information including price, inventory and certifications: [Fire Rated 7/16 DIN Male to 7/16 DIN Male Right Angle Low PIM Cable 60 Inch Length Using SPF-250 Coax Using Times Microwave Parts PE3C8493-60](#)



Fire Rated 7/16 DIN Male to 7/16 DIN Male Right Angle
Low PIM Cable 60 Inch Length Using SPF-250 Coax Using
Times Microwave Parts

RF Cable Assemblies Technical Data Sheet

PE3C8493-60

How to Order

Part Number Configuration:

PE3C8493

- **xx**

uu

Unit of Measure:
cm = Centimeters
<blank> = Inches
Length
Base Number

Example: PE3C8493-12 = 12 inches long cable
PE3C8493-100cm = 100 cm long cable

Fire Rated 7/16 DIN Male to 7/16 DIN Male Right Angle Low PIM Cable 60 Inch Length Using SPF-250 Coax Using Times Microwave Parts from Pasternack Enterprises has same day shipment for domestic and International orders. Our RF, microwave and millimeter wave products maintain a 99.4% availability and are part of the broadest selection in the industry.

Click the following link (or enter part number in "SEARCH" on website) to obtain additional part information including price, inventory and certifications: [Fire Rated 7/16 DIN Male to 7/16 DIN Male Right Angle Low PIM Cable 60 Inch Length Using SPF-250 Coax Using Times Microwave Parts PE3C8493-60](https://www.pasternack.com/7-16-din-male-7-16-din-male-spf250-cable-assembly-pe3c8493-60-p.aspx)

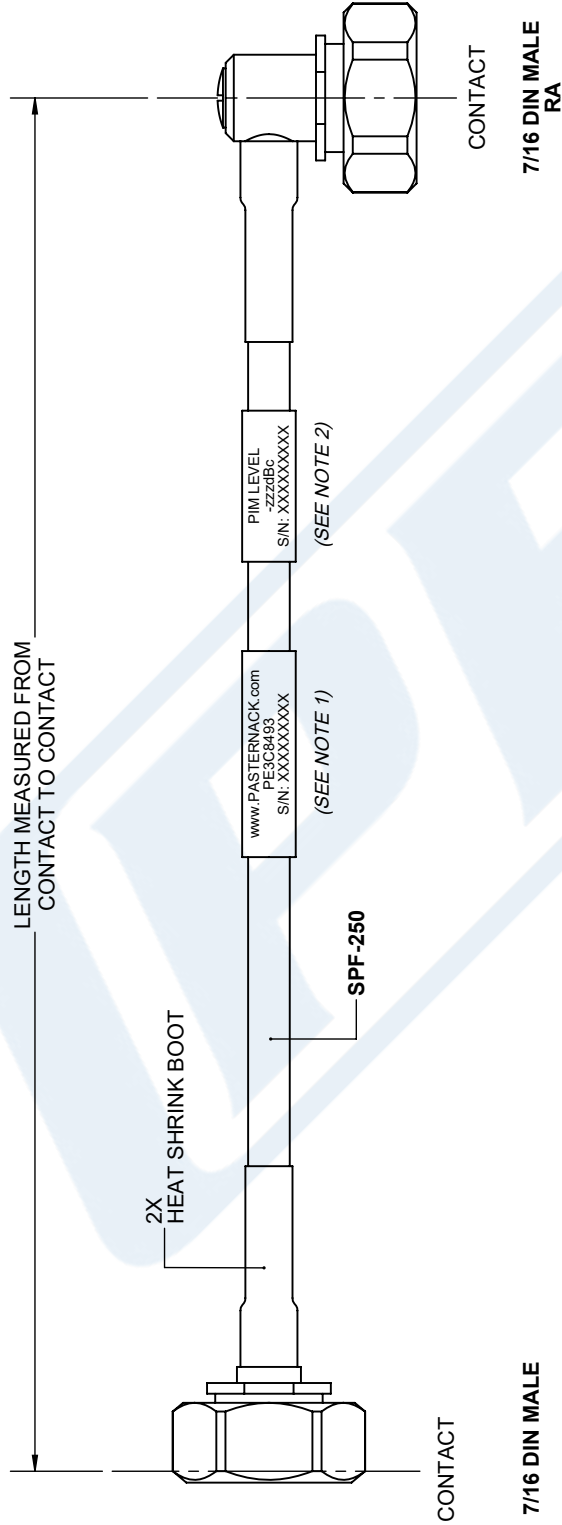
URL: <https://www.pasternack.com/7-16-din-male-7-16-din-male-spf250-cable-assembly-pe3c8493-60-p.aspx>

The information contained in this document is accurate to the best of our knowledge and representative of the part described herein. It may be necessary to make modifications to the part and/or the documentation of the part, in order to implement improvements. Pasternack reserves the right to make such changes as required. Unless otherwise stated, all specifications are nominal. Pasternack does not make any representation or warranty regarding the suitability of the part described herein for any particular purpose, and Pasternack does not assume any liability arising out of the use of any part or documentation.

PE3C8493-60 CAD Drawing

Fire Rated 7/16 DIN Male to 7/16 DIN Male Right Angle Low PIM Cable
60 Inch Length Using SPF-250 Coax Using Times Microwave Parts

REVISIONS			
REV.	DESCRIPTION	DATE	APPROVED
A	INITIAL RELEASE	9/21/2021	A. GANWANI



NOTES:

1. CABLES 84" AND UNDER HAVE 1 LABEL CENTERED. CABLES OVER 84" HAVE 2 LABELS, ONE AT EACH END 12.0" FROM THE END OF THE CONNECTOR.
2. 6" FROM CABLE END 1 PLACE FOR ALL LENGTHS OF CABLE.

THESE COMMODITIES, TECHNOLOGY OR SOFTWARE WERE EXPORTED FROM THE UNITED STATES IN ACCORDANCE WITH THE EXPORT ADMINISTRATION REGULATIONS. DIVERSION CONTRARY TO U.S. LAW PROHIBITED.

UNLESS OTHERWISE SPECIFIED LEADING DIMENSIONS ARE INCHES DIMENSIONS IN [] ARE MILLIMETERS	
.X = ±.2 [.008]	FRACTIONS ±.1/32
.XX = ±.02 [.51]	ANGLES ± 1°
.XXX = ±.005 [.13]	
CABLE LENGTH (L), TOLERANCES:	
L ≤ 12 [305]	±.1 [25] / -0
12 [305] < L ≤ 60 [1524]	±.2 [51] / -0
60 [1524] < L ≤ 120 [3048]	±.4 [102] / -0
120 [3048] < L ≤ 300 [7620]	±.6 [152] / -0
300 [7620] < L	±.5% L / -0
ALL DIMENSIONS SHOWN ARE FOR REFERENCE ONLY.	

PE PASTERNAK
an INFINIT® brand

Pasternack Enterprises, Inc.
P. O. Box 16759, Irvine, CA 92623.
Phone: 1.949.261.1920 | 1.866.727.8376
Fax: 1.949.261.7451
Website: www.pasternack.com
E-mail: sales@pasternack.com

SIZE	CAGE CODE	DRAWN BY	ITEM NO.
A	53919	K.DANG	PE3C8493

THIRD-ANGLE PROJECTION	1 OF 1
SCALE	N/A
REV	A