



Plenum 7/16 DIN Male to 7/16 DIN Male Low PIM Cable 100 CM Length Using SPP-375-LLPL Coax Using Times Microwave Parts

RF Cable Assemblies Technical Data Sheet

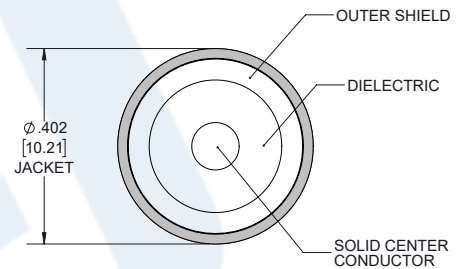
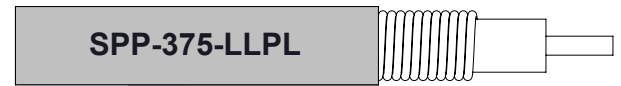
PE3C8518-100CM

Configuration

- Connector 1: 7/16 DIN Male
- Connector 2: 7/16 DIN Male
- Cable Type: SPP-375-LLPL

Features

- Max Frequency 5.8 GHz
- Low PIM: -160 dBc Max
- Shielding Effectivity > 100 dB
- 76% Phase Velocity
- FEP Jacket
- 100% Tested with PIM Test Results Marked on Cable
- UL910 Plenum Rated Cable
- Lightweight and Extremely Flexible
- Low Loss with Excellent VSWR
- IP67 (when mated)
- Using Times Microwave Components



Applications

- General Purpose
- Laboratory Use
- Low PIM Applications
- CMP Plenum Rated Installations
- Distributed Antenna Systems (DAS)
- Multi-Carrier Communication Systems
- PIM Testing

Description

Pasternack's PE3C8518-100CM 7/16 DIN male to 7/16 DIN male 100 cm cable using SPP-375-LLPL coax is part of our full line of RF components available for same-day shipping. Pasternack's corrugated RF cable assemblies are ideal for applications where durability and high power are needed. This Pasternack 7/16 DIN to 7/16 DIN cable assembly has a male to male gender configuration with 50 ohm corrugated SPP-375-LLPL coax. The PE3C8518-100CM 7/16 DIN male to 7/16 DIN male cable assembly operates to 5.8 GHz. Our low PIM design also offers excellent passive intermodulation performance with PIM levels better than -160 dBc.

Custom versions of most RF cable assemblies can be built and shipped same day. Custom cable assembly lengths can be obtained by specifying the desired length on the web site at time of order or by contacting a sales representative. Other available RF cable assembly value added services include connector orientation or clocking, heat shrink booting and custom labeling. RF testing can also be performed to document the electrical performance of your cable assembly.

Click the following link (or enter part number in "SEARCH" on website) to obtain additional part information including price, inventory and certifications: [Plenum 7/16 DIN Male to 7/16 DIN Male Low PIM Cable 100 CM Length Using SPP-375-LLPL Coax Using Times Microwave Parts PE3C8518-100CM](#)



Plenum 7/16 DIN Male to 7/16 DIN Male Low PIM Cable 100 CM Length Using SPP-375-LLPL Coax Using Times Microwave Parts

RF Cable Assemblies Technical Data Sheet

PE3C8518-100CM

Electrical Specifications

Description	Minimum	Typical	Maximum	Units
Frequency Range	DC		5.8	GHz
VSWR			1.4:1	
Velocity of Propagation		76		%
RF Shielding	100			dB
Passive Intermodulation			-160	dBc
Capacitance		26.2 [85.96]		pF/ft [pF/m]
Inductance		0.067 [0.22]		uH/ft [uH/m]
DC Resistance Inner Conductor		1.3 [4.27]		Ω /1000ft [Ω /Km]

Specifications by Frequency

Description	F1	F2	F3	F4	F5	Units
Frequency	0.25	0.5	1	2.5	5.8	GHz
Insertion Loss (Typ.)	0.17	0.24	0.33	0.53	0.82	dB

Electrical Specification Notes:

The Insertion Loss data above is based on the performance specifications of the coax and connectors used in this assembly. The Insertion Loss includes an estimated insertion loss of 0.1*SQRT(FGHz) dB per connector.

Mechanical Specifications

Cable Assembly

Length* 39.37 in [100 cm]
Diameter 0 in [0 mm]

Cable

Cable Type SPP-375-LLPL
Impedance 50 Ohms
Inner Conductor Type Solid
Inner Conductor Material and Plating Copper Clad Aluminum
Dielectric Type Microporous PTFE
Number of Shields 1
Outer Conductor Material and Plating Copper
Jacket Material FEP, Blue
Jacket Diameter 0.402 in [10.21 mm]

One Time Minimum Bend Radius 1.25 in [31.75 mm]
Bending Moment 1.7 lbs-ft [2.31 N-m]

Click the following link (or enter part number in "SEARCH" on website) to obtain additional part information including price, inventory and certifications: [Plenum 7/16 DIN Male to 7/16 DIN Male Low PIM Cable 100 CM Length Using SPP-375-LL-PL Coax Using Times Microwave Parts PE3C8518-100CM](#)



Plenum 7/16 DIN Male to 7/16 DIN Male Low PIM Cable 100 CM Length Using SPP-375-LLPL Coax Using Times Microwave Parts

RF Cable Assemblies Technical Data Sheet

PE3C8518-100CM

Connectors

Description	Connector 1	Connector 2
Type	7/16 DIN Male	7/16 DIN Male
Impedance	50 Ohms	50 Ohms
Contact Material and Plating	Brass, Silver	Brass, Silver
Contact Plating Specification	200 µin	200 µin
Dielectric Type	PTFE	PTFE
Body Material and Plating	Brass, Tri-Metal	Brass, Tri-Metal
Body Plating Specification	100 µin	100 µin
Coupling Nut Material and Plating	Brass, Tri-Metal	Brass, Tri-Metal
Coupling Nut Plating Specification	100 µin	100 µin

Environmental Specifications

Temperature

Operating Range -40 to +125 deg C

Compliance Certifications (see [product page](#) for current document)

Plotted and Other Data

Notes:

Click the following link (or enter part number in "SEARCH" on website) to obtain additional part information including price, inventory and certifications: [Plenum 7/16 DIN Male to 7/16 DIN Male Low PIM Cable 100 CM Length Using SPP-375-LL-PL Coax Using Times Microwave Parts PE3C8518-100CM](#)



Plenum 7/16 DIN Male to 7/16 DIN Male Low PIM Cable 100 CM Length Using SPP-375-LLPL Coax Using Times Microwave Parts

RF Cable Assemblies Technical Data Sheet

PE3C8518-100CM

How to Order

Part Number Configuration:

PE3C8518

- **xx**

uu

Unit of Measure:
cm = Centimeters
<blank> = Inches
Length
Base Number

Example: PE3C8518-12 = 12 inches long cable
PE3C8518-100cm = 100 cm long cable

Plenum 7/16 DIN Male to 7/16 DIN Male Low PIM Cable 100 CM Length Using SPP-375-LLPL Coax Using Times Microwave Parts from Pasternack Enterprises has same day shipment for domestic and International orders. Our RF, microwave and millimeter wave products maintain a 99.4% availability and are part of the broadest selection in the industry.

Click the following link (or enter part number in "SEARCH" on website) to obtain additional part information including price, inventory and certifications: [Plenum 7/16 DIN Male to 7/16 DIN Male Low PIM Cable 100 CM Length Using SPP-375-LLPL Coax Using Times Microwave Parts PE3C8518-100CM](https://www.pasternack.com/7-16-din-male-7-16-din-male-spp375llpl-cable-assembly-pe3c8518-100cm-p.aspx)

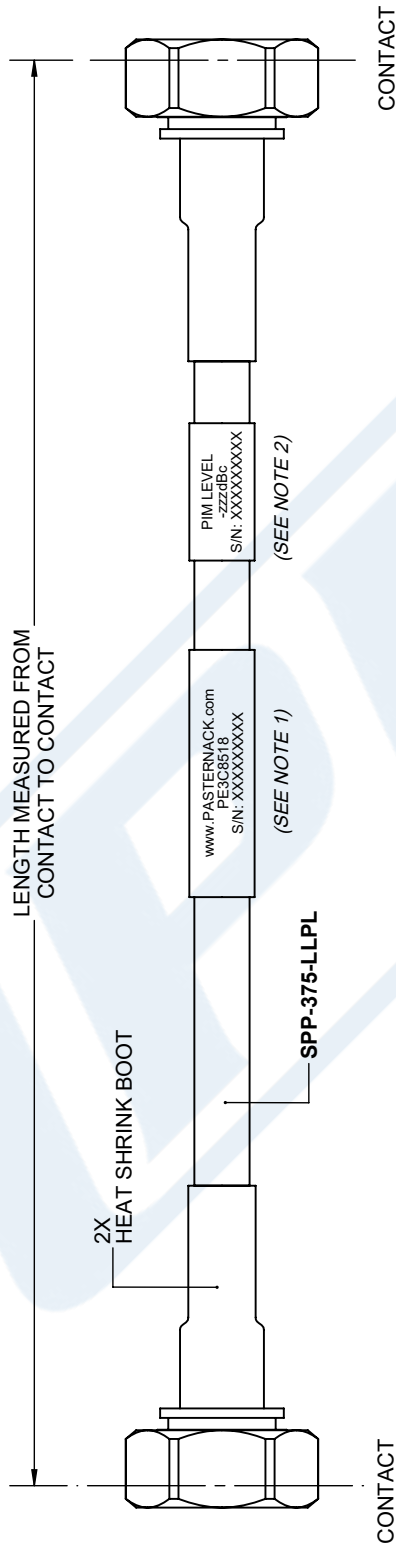
URL: <https://www.pasternack.com/7-16-din-male-7-16-din-male-spp375llpl-cable-assembly-pe3c8518-100cm-p.aspx>

The information contained in this document is accurate to the best of our knowledge and representative of the part described herein. It may be necessary to make modifications to the part and/or the documentation of the part, in order to implement improvements. Pasternack reserves the right to make such changes as required. Unless otherwise stated, all specifications are nominal. Pasternack does not make any representation or warranty regarding the suitability of the part described herein for any particular purpose, and Pasternack does not assume any liability arising out of the use of any part or documentation.

PE3C8518-100CM CAD Drawing

Plenum 7/16 DIN Male to 7/16 DIN Male Low PIM Cable 100 CM Length
Using SPP-375-LLPL Coax Using Times Microwave Parts

REVISIONS		
REV.	DESCRIPTION	DATE
A	INITIAL RELEASE	9/21/2021
		APPROVED
		A. GANWANI



NOTES:

1. CABLES 84" AND UNDER HAVE 1 LABEL CENTERED. CABLES OVER 84" HAVE 2 LABELS, ONE AT EACH END 12.0" FROM THE END OF THE CONNECTOR.
2. 6" FROM CABLE END 1 PLACE FOR ALL LENGTHS OF CABLE.

UNLESS OTHERWISE SPECIFIED LEADING DIMENSIONS ARE INCHES DIMENSIONS IN [] ARE MILLIMETERS	
.X = ±.2 [.008]	FRACTIONS ± 1/32
.XX = ±.02 [.51]	ANGLES ± 1°
.XXX = ±.005 [.13]	
CABLE LENGTH (L), TOLERANCES:	
L ≤ 12 [305]	± +1 [25] / -0
12 [305] < L ≤ 60 [1524]	± +5 [1] / -0
60 [1524] < L ≤ 120 [3048]	± +4 [102] / -0
120 [3048] < L ≤ 300 [7620]	± +6 [152] / -0
300 [7620] < L	± +5% [/ -0
ALL DIMENSIONS SHOWN ARE FOR REFERENCE ONLY.	

PE PASTERNAK
an INFINITE® brand

Pasternack Enterprises, Inc.
P. O. Box 16759, Irvine, CA 92623.
Phone: 1.949.261.1920 | 1.866.727.8376
Fax: 1.949.261.7451
Website: www.pasternack.com
E-mail: sales@pasternack.com

SIZE	CAGE CODE	DRAWN BY	ITEM NO.
A	53919	K.DANG	PE3C8518

THIRD-ANGLE PROJECTION	THE INFORMATION AND DESIGN IN THIS DOCUMENT IS THE PROPERTY OF PASTERNAK CORPORATION ALL RIGHTS RESERVED.
SHEET 1 OF 1	SCALE N/A
REV	A

THESE COMMODITIES, TECHNOLOGY OR SOFTWARE WERE EXPORTED FROM THE UNITED STATES IN ACCORDANCE WITH THE EXPORT ADMINISTRATION REGULATIONS. DIVERSION CONTRARY TO U.S. LAW PROHIBITED.