



N Male Right Angle Precision Connector Solder Attachment  
For PE-SR405AL, PE-SR405FL, PE-SR405FLJ, RG405

**TECHNICAL DATA SHEET**

**PE44702**

**N Male Right Angle Precision Connector Solder Attachment For PE-SR405AL, PE-SR405FL, PE-SR405FLJ, RG405**

**Configuration**

Connector	N Male
Connector Interface Type	PE-SR405AL, PE-SR405FL, PE-SR405FLJ, RG405
Cable Attachment Method (Shield/Contact)	Solder/Solder
Connector Design	Precision
Body Style	Right Angle

**Electrical Specifications**

Frequency Range, GHz	DC to 11
Impedance, Ohms	50

**Mechanical Specifications**

**Size**

Length, in [mm]	1.136 [28.85]
Width/Dia., in [mm]	0.79 [20.07]

**Connector**

Type	N Male
Contact Material and Plating	Brass, Gold
Coupling Nut Material and Plating	Brass, Nickel
Body Material and Plating	Brass, Nickel
Dielectric Type	PTFE

**Compliance Certifications** (visit [www.Pasternack.com](http://www.Pasternack.com) for current document)

RoHS Compliant	Yes
----------------	-----

Click the following link (or enter part number in "SEARCH" on website) to obtain additional part information including price, inventory and certifications: [N Male Right Angle Precision Connector Solder Attachment For PE-SR405AL, PE-SR405FL, PE-SR405FLJ, RG405 PE44702](#)

The information contained in this document is accurate to the best of our knowledge and representative of the part described herein. It may be necessary to make modifications to the part and/or the documentation of the part, in order to implement improvements. Pasternack reserves the right to make such changes as required. Unless otherwise stated, all specifications are nominal.



N Male Right Angle Precision Connector Solder Attachment  
For PE-SR405AL, PE-SR405FL, PE-SR405FLJ, RG405

**TECHNICAL DATA SHEET**

**PE44702**

**Plotted and Other Data**

Notes:

Values at 25 °C, sea level

N Male Right Angle Precision Connector Solder Attachment For PE-SR405AL, PE-SR405FL, PE-SR405FLJ, RG405 from Pasternack Enterprises has same day shipment for domestic and International orders. Our RF, microwave and fiber optic products maintain a 99% availability and are part of the broadest selection in the industry.

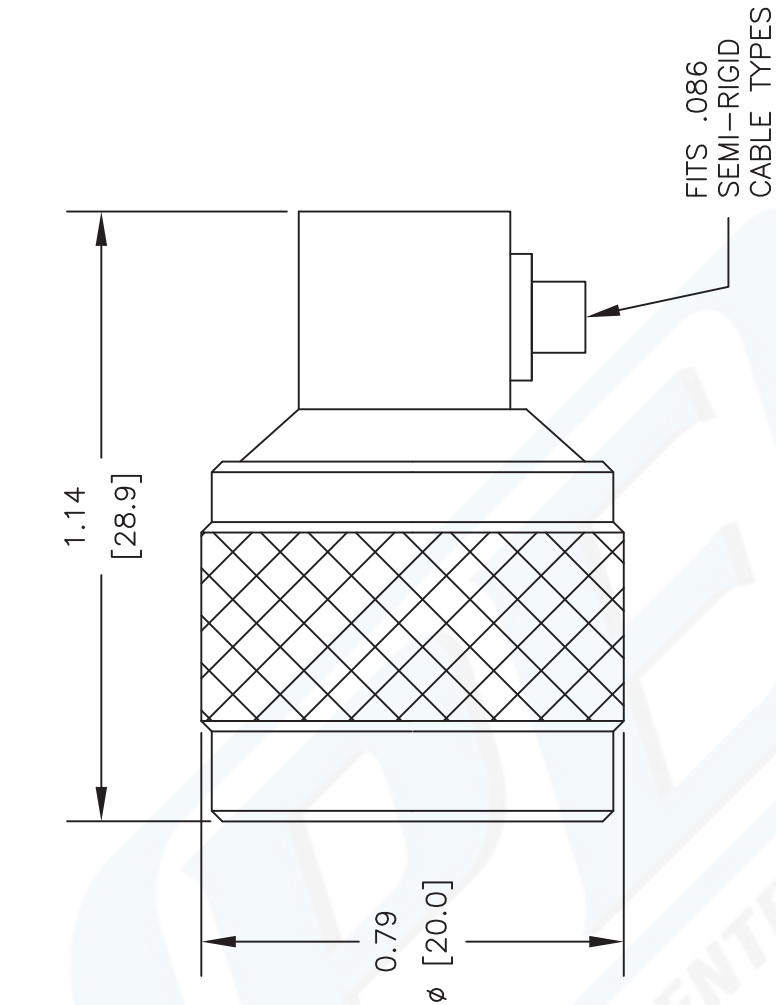
Click the following link (or enter part number in "SEARCH" on website) to obtain additional part information including price, inventory and certifications: [N Male Right Angle Precision Connector Solder Attachment For PE-SR405AL, PE-SR405FL, PE-SR405FLJ, RG405 PE44702](http://www.pasternack.com/n-male-standard-pe-sr405al-pe-sr405fl-pe-sr405flj-connector-pe44702-p.aspx)

URL: <http://www.pasternack.com/n-male-standard-pe-sr405al-pe-sr405fl-pe-sr405flj-connector-pe44702-p.aspx>

The information contained in this document is accurate to the best of our knowledge and representative of the part described herein. It may be necessary to make modifications to the part and/or the documentation of the part, in order to implement improvements. Pasternack reserves the right to make such changes as required. Unless otherwise stated, all specifications are nominal.

PE44702 CAD Drawing

N Male Right Angle Precision Connector Solder Attachment For  
PE-SR405AL, PE-SR405FL, PE-SR405FLJ, RG405



STRIPPING DIMENSIONS

ASSEMBLY PROCEDURES

1. STRIP CABLE AS SHOWN & TIN CENTER CONDUCTOR.
2. INSERT CABLE INTO BODY UNTIL OUTER CONDUCTOR BOTTOMS OUT. THE CENTER CONDUCTOR WILL PROTRUDE INTO CONTACT SLOT.
3. SOLDER CENTER CONDUCTOR INTO SLOT AND OUTER CONDUCTOR TO BODY. INSERT INSULATOR AND PRESS CAP INTO CONNECTOR BODY.

NOTES:  
1. UNLESS OTHERWISE SPECIFIED ALL DIMENSIONS ARE NOMINAL.  
2. ALL SPECIFICATIONS ARE SUBJECT TO CHANGE WITHOUT NOTICE AT ANY TIME.  
3. DIMENSIONS ARE IN INCHES [mm].  
4. FITS MIL-C-17 AND EQUIVALENT CABLES.

DWG TITLE  
**PE44702**

**PE PASTERNAK®**  
Pasternack Enterprises, Inc.  
P.O. Box 16759 | Irvine | CA | 92623  
Phone: (949) 261-1920 | Fax: (949) 261-7451  
Website: www.pasternack.com | E-Mail: sales@pasternack.com

REV. -	FSCM NO. 53919	CAD FILE 062311	SCALE N/A	SIZE A	2231
--------	----------------	-----------------	-----------	--------	------



## N Female Precision Connector Solder Attachment For PE-SR405AL, PE-SR405FL, PE-SR405FLJ, RG405

### TECHNICAL DATA SHEET

**PE44704**

#### N Female Precision Connector Solder Attachment For PE-SR405AL, PE-SR405FL, PE-SR405FLJ, RG405

##### Configuration

Connector	N Female
Connector Interface Type	PE-SR405AL, PE-SR405FL, PE-SR405FLJ, RG405
Cable Attachment Method (Shield/Contact)	Solder/Solder
Connector Design	Precision
Body Style	Straight

##### Electrical Specifications

Frequency Range, GHz	DC to 11
Impedance, Ohms	50

##### Mechanical Specifications

###### Size

Length, in [mm]	1.02 [25.91]
Width/Dia., in [mm]	0.63 [16.00]

###### Connector

Type	N Female
Contact Material and Plating	Phosphor Bronze, Gold
Body Material and Plating	Brass, Nickel
Dielectric Type	PTFE

##### Compliance Certifications (visit [www.Pasternack.com](http://www.Pasternack.com) for current document)

RoHS Compliant	Yes
----------------	-----

##### Plotted and Other Data

Notes:	Values at 25 °C, sea level
--------	----------------------------

N Female Precision Connector Solder Attachment For PE-SR405AL, PE-SR405FL, PE-SR405FLJ, RG405 from Pasternack Enterprises has same day shipment for domestic and International orders. Our RF, microwave and fiber optic products maintain a 99% availability and are part of the broadest selection in the industry.

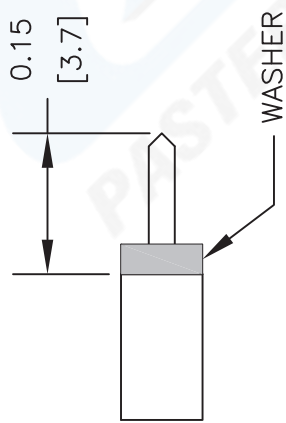
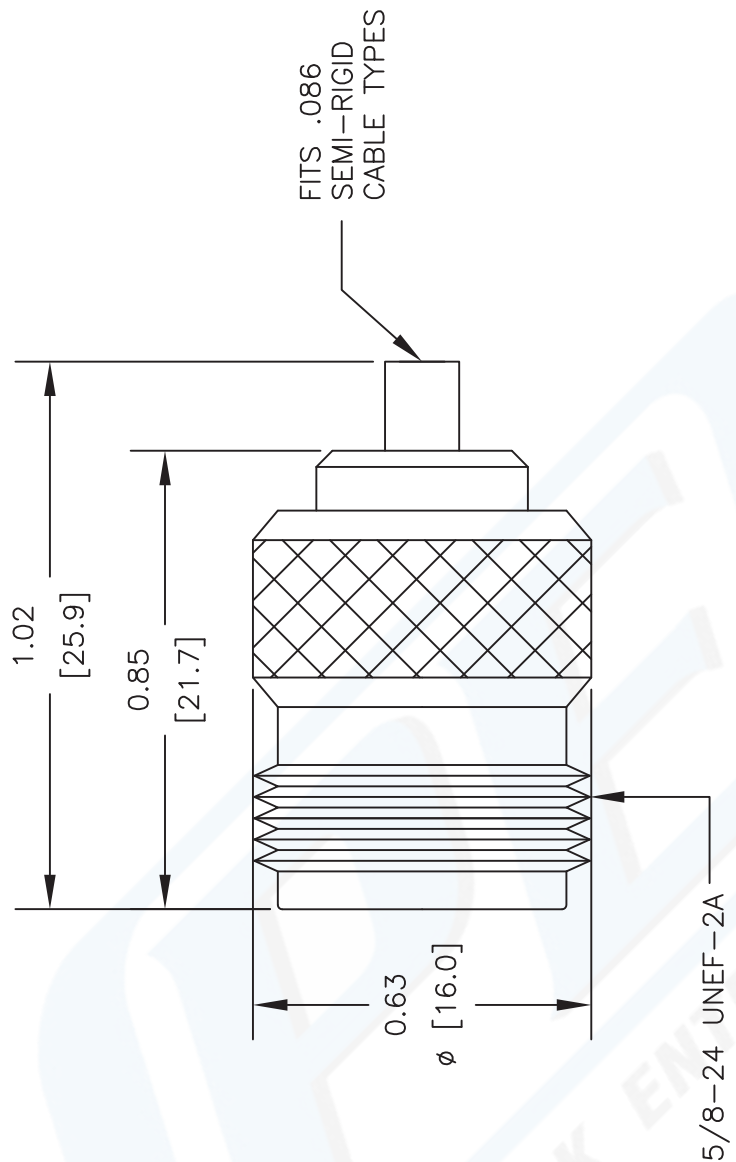
Click the following link (or enter part number in "SEARCH" on website) to obtain additional part information including price, inventory and certifications: [N Female Precision Connector Solder Attachment For PE-SR405AL, PE-SR405FL, PE-SR405FLJ, RG405 PE44704](http://www.pasternack.com/n-female-standard-pe-sr405al-pe-sr405fl-pe-sr405flj-connector-pe44704-p.aspx)

URL: <http://www.pasternack.com/n-female-standard-pe-sr405al-pe-sr405fl-pe-sr405flj-connector-pe44704-p.aspx>

The information contained in this document is accurate to the best of our knowledge and representative of the part described herein. It may be necessary to make modifications to the part and/or the documentation of the part, in order to implement improvements. Pasternack reserves the right to make such changes as required. Unless otherwise stated, all specifications are nominal.

# PE44704 CAD Drawing

N Female Precision Connector Solder Attachment For  
PE-SR405AL, PE-SR405FL, PE-SR405FLJ, RG405



## STRIPPING DIMENSIONS

## ASSEMBLY PROCEDURES

1. TRIM CABLE JACKET & DIELECTRIC TO DIMENSIONS AS SHOWN. POINT CENTER CONDUCTOR.
2. PLACE WASHER THROUGH CENTER CONDUCTOR.
3. INSERT CABLE INTO BODY UNTIL WASHER BOTTOMS OUT. SOLDER OUTER CONDUCTOR TO BODY.

NOTES:  
1. UNLESS OTHERWISE SPECIFIED ALL DIMENSIONS ARE NOMINAL.  
2. ALL SPECIFICATIONS ARE SUBJECT TO CHANGE WITHOUT NOTICE AT ANY TIME.  
3. DIMENSIONS ARE IN INCHES [mm].  
4. FITS MIL-C-17 AND EQUIVALENT CABLES.

DWG TITLE  
**PE44704**

**PE PASTERNAK®**  
Pasternack Enterprises, Inc.  
P.O. Box 16759 | Irvine | CA | 92623  
Phone: (949) 261-1920 | Fax: (949) 261-7451  
Website: www.pasternack.com | E-Mail: sales@pasternack.com

REV. -	FSCM NO. 53919	CAD FILE 062311	SCALE N/A	SIZE A	2231
--------	----------------	-----------------	-----------	--------	------

## 086 Semi-rigid Coax Cable with Copper Outer Conductor

## TECHNICAL DATA SHEET

RG405/U

## 086 Semi-rigid Coax Cable with Copper Outer Conductor

**Configuration**

Inner Conductor Material and Plating	Copper Clad Steel, Silver
Dielectric Type	PTFE
Shield Materials	Copper
Jacket Material and Color	Tan

**Electrical Specifications**

Impedance, Ohms	50
Maximum Operating Frequency, GHz	40
Dielectric Withstanding Voltage, Vrms	5,000

**Electrical Specifications by Frequency****Frequency 1**

Frequency, MHz	1000
Attenuation, dB/100ft [dB/100m]	22 [72.18]
Power Handling, Watts	130

**Frequency 2**

Frequency, GHz	10
Attenuation, dB/100ft [dB/100m]	80 [262.47]
Power Handling, Watts	35

**Frequency 3**

Frequency, GHz	20
Attenuation, dB/100ft [dB/100m]	120 [393.7]
Power Handling, Watts	20

**Mechanical Specifications****Temperature**

Operating Range, deg C	-55 to +125
------------------------	-------------

**Inner Conductor**

Number of Strands	1
Material	Copper Clad Steel
Plating	Silver
Diameter, in [mm]	0.02 [0.51]

**Dielectric:**

Type	PTFE
Diameter, in [mm]	0.066 [1.68]

Click the following link (or enter part number in "SEARCH" on website) to obtain additional part information including price, inventory and certifications: [086 Semi-rigid Coax Cable with Copper Outer Conductor RG405/U](#)

The information contained in this document is accurate to the best of our knowledge and representative of the part described herein. It may be necessary to make modifications to the part and/or the documentation of the part, in order to implement improvements. Pasternack reserves the right to make such changes as required. Unless otherwise stated, all specifications are nominal.



## 086 Semi-rigid Coax Cable with Copper Outer Conductor

## TECHNICAL DATA SHEET

RG405/U

**Shield:**

Number of	1
Material 1	Copper
Diameter, in [mm]	0.087 [2.21]

**Jacket:**

Color	Tan
One Time Minimum Bend Radius, in [mm]	0.05 [1.27]
Weight, lbs/ft [Kg/m]	0.015 [0.02]

**Compliance Certifications** (visit [www.Pasternack.com](http://www.Pasternack.com) for current document)

RoHS Compliant	Yes
----------------	-----

**Plotted and Other Data**

Notes:	Values at 25 °C, sea level
--------	----------------------------

086 Semi-rigid Coax Cable with Copper Outer Conductor from Pasternack Enterprises has same day shipment for domestic and International orders. Our RF, microwave and fiber optic products maintain a 99% availability and are part of the broadest selection in the industry.

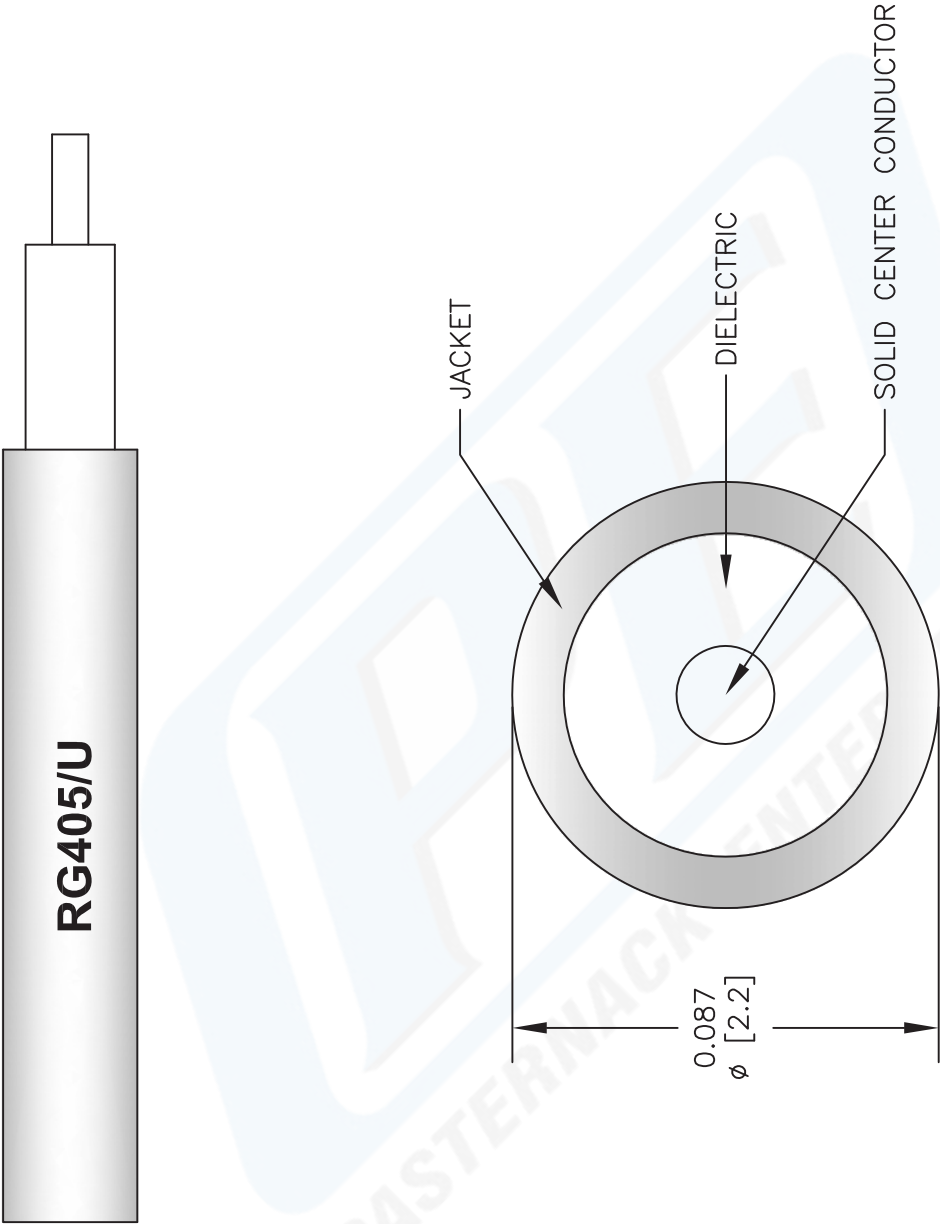
Click the following link (or enter part number in "SEARCH" on website) to obtain additional part information including price, inventory and certifications: [086 Semi-rigid Coax Cable with Copper Outer Conductor RG405/U](#)

URL: <http://www.pasternack.com/semirigid-0.085-rg405-50-ohm-coax-cable-copper-rg405-u-p.aspx>

The information contained in this document is accurate to the best of our knowledge and representative of the part described herein. It may be necessary to make modifications to the part and/or the documentation of the part, in order to implement improvements. Pasternack reserves the right to make such changes as required. Unless otherwise stated, all specifications are nominal.

RG405/U CAD Drawing

086 Semi-rigid Coax Cable with Copper Outer Conductor



NOTES:  
1. UNLESS OTHERWISE SPECIFIED ALL DIMENSIONS ARE NOMINAL.  
2. ALL SPECIFICATIONS ARE SUBJECT TO CHANGE WITHOUT NOTICE AT ANY TIME.  
3. DIMENSIONS ARE IN INCHES [mm].

DWG TITLE

RG405/U

FSCM NO. 53919

2233

SIZE A

SCALE N/A

CAD FILE 022908



Pasternack Enterprises, Inc.  
P.O. Box 16759 | Irvine | CA | 92623  
Phone: (949) 261-1920 | Fax: (949) 261-7451  
Website: [www.pasternack.com](http://www.pasternack.com) | E-Mail: [sales@pasternack.com](mailto:sales@pasternack.com)