

## BNC Male Right Angle to BNC Male Right Angle Low Loss Cable 48 Inch Length Using TCOM-240 Coax with Times Microwave Components



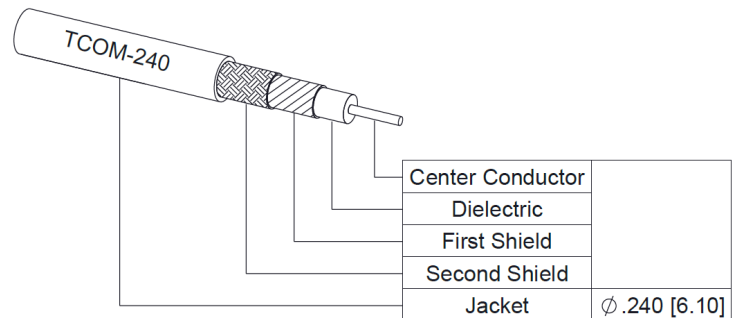
### PE3C9815-48

#### Configuration

- Connector 1: BNC Male Right Angle
- Connector 2: BNC Male Right Angle
- Cable Type: TCOM-240
- Coax Flex Type: Flexible

#### Features

- Max Frequency 6 GHz
- Double Shielded
- PE Jacket
- 500 Mating Cycles



#### Applications

- General Purpose
- Laboratory Use

#### Description

Pasternack's PE3C9815-48 BNC male right angle to BNC male right angle 48 inch cable using TCOM-240 coax is part of our full line of RF components available for same-day shipping. Pasternack's flexible RF cable assemblies are ideal for applications where tight bends and flexure are required. This Pasternack BNC to BNC cable assembly has a male to male gender configuration with 50 ohm flexible TCOM-240 coax. The PE3C9815-48 BNC male to BNC male cable assembly operates to 6 GHz. The right angle BNC interfaces on the TCOM-240 cable allow for easier connections in tight spaces. The double shielding of this Pasternack cable assembly provides excellent shielding effectiveness.

Custom versions of most RF cable assemblies can be built and shipped same day. Custom cable assembly lengths can be obtained by specifying the desired length on the web site at time of order or by contacting a sales representative. Other available RF cable assembly value added services include connector orientation or clocking, heat shrink booting and custom labeling. RF testing can also be performed to document the electrical performance of your cable assembly.

#### Electrical Specifications

Description	Minimum	Typical	Maximum	Units
Frequency Range	DC		6	GHz
VSWR			1.4:1	

#### Specifications by Frequency

Description	F1	F2	F3	F4	F5	Units
Frequency	0.25	0.5	1	2.5	6	GHz
Insertion Loss (Typ.)	0.55	0.61	0.7	0.9	1.19	dB

#### Electrical Specification Notes:

The Insertion Loss data above is based on the performance specifications of the coax and connectors used in this assembly. The Insertion Loss includes an estimated insertion loss of 0.2 dB per connector.

BNC Male Right Angle to BNC Male Right Angle Low Loss Cable 48 Inch Length Using TCOM-240 Coax with Times Microwave Components



**PE3C9815-48**

**Mechanical Specifications**

**Cable Assembly**

Length	48 in [121.92 cm]
Width/Diameter	.5 in [12.7 mm]
Weight	0.32 lbs [145.15 g]

**Cable**

Cable Type	TCOM-240
Impedance	50 Ohms
Inner Conductor Type	Solid
Inner Conductor Material and Plating	Copper
Dielectric Type	PE (F)
Number of Shields	2
Shield Layer 1	Silver Plated Copper Braid
Shield Layer 2	Tinned Copper Braid
Jacket Material	PE, Black
Jacket Diameter	0.24 in [6.1 mm]

**Connectors**

Description	Connector 1	Connector 2
Type	BNC Male Right Angle	BNC Male Right Angle
Impedance	50 Ohms	50 Ohms
Configuration	Right Angle	Right Angle
Mating Cycles	500	500
Contact Material and Plating	Brass, Gold over nickel	Brass, Gold over nickel
Contact Plating Specification	50 µin minimum	50 µin minimum
Dielectric Type	Teflon	Teflon
Body Material and Plating	Brass, Tri-Metal	Brass, Tri-Metal
Body Plating Specification	80 µin minimum	80 µin minimum
Coupling Nut Material and Plating	Brass, Tri-Metal	Brass, Tri-Metal
Coupling Nut Plating Specification	80 µin minimum	80 µin minimum

**Environmental Specifications**

**Compliance Certifications** (see [product page](#) for current document)

**Plotted and Other Data**

Notes:

## BNC Male Right Angle to BNC Male Right Angle Low Loss Cable 48 Inch Length Using TCOM-240 Coax with Times Microwave Components

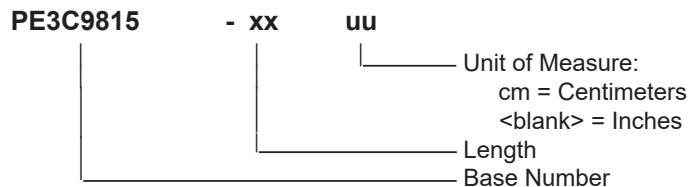


### PE3C9815-48

#### Typical Performance Data

#### How to Order

Part Number Configuration:



Example: PE3C9815-12 = 12 inches long cable  
PE3C9815-100cm = 100 cm long cable

BNC Male Right Angle to BNC Male Right Angle Low Loss Cable 48 Inch Length Using TCOM-240 Coax with Times Microwave Components from Pasternack Enterprises has same day shipment for domestic and International orders. Our RF, microwave and millimeter wave products maintain a 99.4% availability and are part of the broadest selection in the industry.

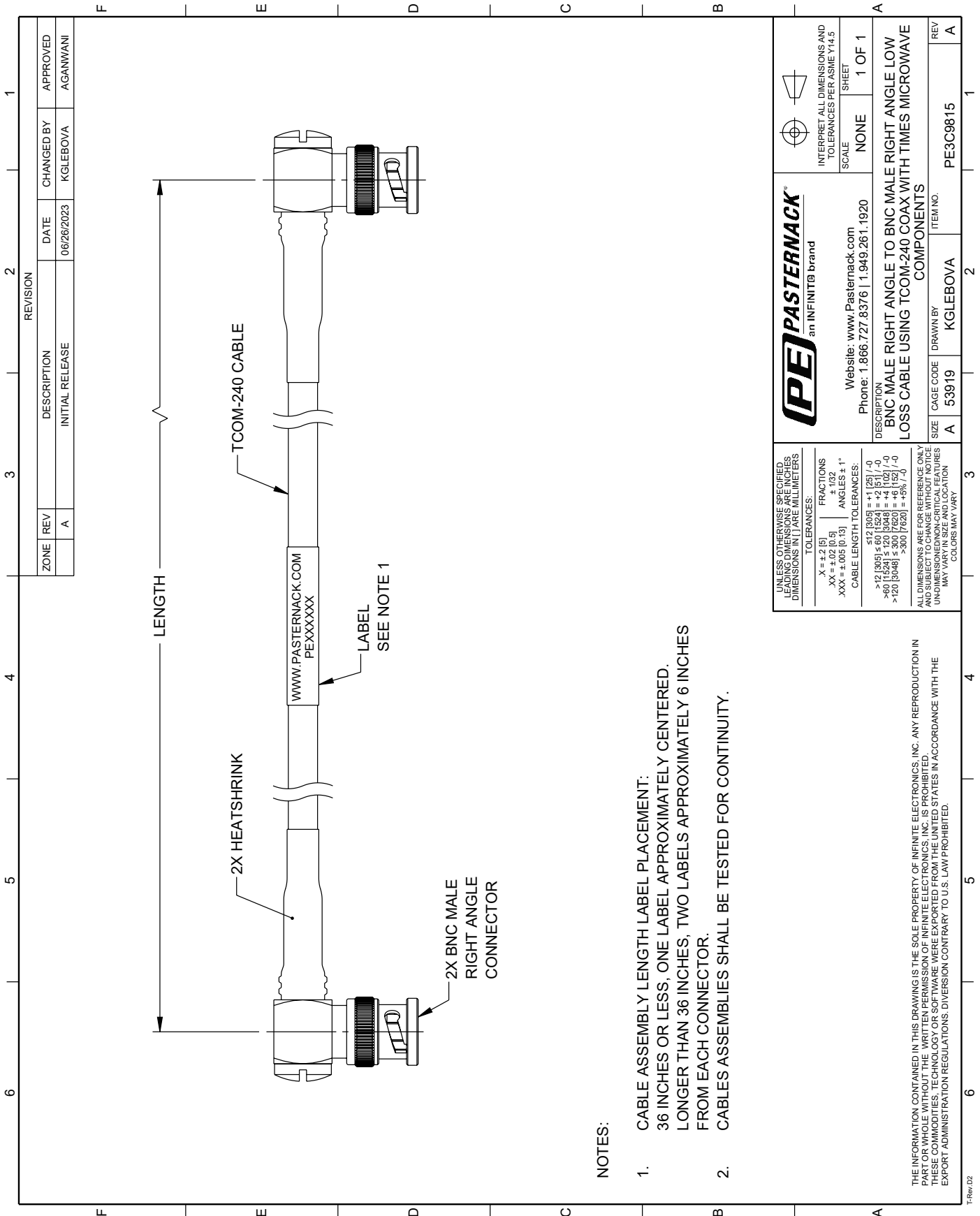
Click the following link (or enter part number in "SEARCH" on website) to obtain additional part information including price, inventory and certifications: [BNC Male Right Angle to BNC Male Right Angle Low Loss Cable 48 Inch Length Using TCOM-240 Coax with Times Microwave Components PE3C9815-48](https://www.pasternack.com/bnc-male-right-angle-to-bnc-male-right-angle-low-loss-cable-48-inch-length-using-tcom-240-coax-with-times-microwave-components-pe3c9815-48)

URL: <https://www.pasternack.com/bnc-male-right-angle-to-bnc-male-low-loss-cable-48-inch-length-using-tcom-240-pe3c9815-48-p.aspx>

The information contained within this document is accurate to the best of our knowledge and representative of the part described herein. It may be necessary to make modifications to the part and/or the documentation of the part in order to impliment improvements. Pasternack Enterprises reserves the right to make such changes as required. Unless otherwise stated, all specifications are nominal. Pasternack Enterprises does not make any representation or warranty regarding the suitability of the part described herein for any particular purpose, and Pasternack Enterprises does not assume liability arising out of the use of any part or document.

# PE3C9815-48 CAD Drawing

BNC Male Right Angle to BNC Male Right Angle Low Loss Cable 48 Inch Length  
Using TCOM-240 Coax with Times Microwave Components



**NOTES:**

1. CABLE ASSEMBLY LENGTH LABEL PLACEMENT:  
36 INCHES OR LESS, ONE LABEL APPROXIMATELY CENTERED.  
LONGER THAN 36 INCHES, TWO LABELS APPROXIMATELY 6 INCHES FROM EACH CONNECTOR.
2. CABLES ASSEMBLIES SHALL BE TESTED FOR CONTINUITY.

THE INFORMATION CONTAINED IN THIS DRAWING IS THE SOLE PROPERTY OF INFINITE ELECTRONICS, INC. ANY REPRODUCTION IN PART OR WHOLE, WITHOUT THE WRITTEN PERMISSION OF INFINITE ELECTRONICS, INC. IS PROHIBITED. THESE COMMODITIES, TECHNOLOGY OR SOFTWARE WERE EXPORTED FROM THE UNITED STATES IN ACCORDANCE WITH THE EXPORT ADMINISTRATION REGULATIONS. DIVERSION CONTRARY TO U.S. LAW PROHIBITED.

TRev.02

REVISION		DATE	CHANGED BY	APPROVED
ZONE	REV	DESCRIPTION		
	A	INITIAL RELEASE	KGLEBOVA	AGANWANI

<p><b>PASTERNAK</b> an INFINITIB brand</p> <p>Website: <a href="http://www.Pasternack.com">www.Pasternack.com</a> Phone: 1.866.727.8376   1.949.261.1920</p>	<p>INTERPRET ALL DIMENSIONS AND TOLERANCES PER ASME Y14.5</p> <p>SCALE: NONE</p> <p>SHEET: 1 OF 1</p>
	<p>DESCRIPTION: <b>BNC MALE RIGHT ANGLE TO BNC MALE RIGHT ANGLE LOW LOSS CABLE USING TCOM-240 COAX WITH TIMES MICROWAVE COMPONENTS</b></p> <p>SIZE: A CAGE CODE: 53919 DRAWN BY: KGLEBOVA ITEM NO.: PE3C9815 REV: A</p>
<p>UNLESS OTHERWISE SPECIFIED, LEADING DIMENSIONS ARE IN INCHES DIMENSIONS IN [ ] ARE IN MILLIMETERS</p> <p>TOLERANCES:</p> <p>X = ±.2 (5) FRACTIONS ±.1/32 XX = ±.02 (0.5) ANGLES ± 1° XXX = ±.005 (0.13) CABLE LENGTH TOLERANCES:</p> <p>&lt;12 (305) ±.1 (25) / -0 &gt;12 (305) ≤ 60 (1524) = ±.2 (5) / -0 &gt;60 (1524) ≤ 120 (3048) = ±.4 (102) / -0 &gt;120 (3048) ≤ 300 (7620) = ±.6 (152) / -0 &gt;300 (7620) = ±.9% (L)</p> <p>ALL DIMENSIONS ARE FOR REFERENCE ONLY AND SUBJECT TO CHANGE WITHOUT NOTICE UNLESS OTHERWISE SPECIFIED. DIMENSIONS MAY VARY IN SIZE AND LOCATION. COLORS MAY VARY.</p>	