



SMPS Female to SMA Female Cable Using PE-P047HF Coax

TECHNICAL DATA SHEET

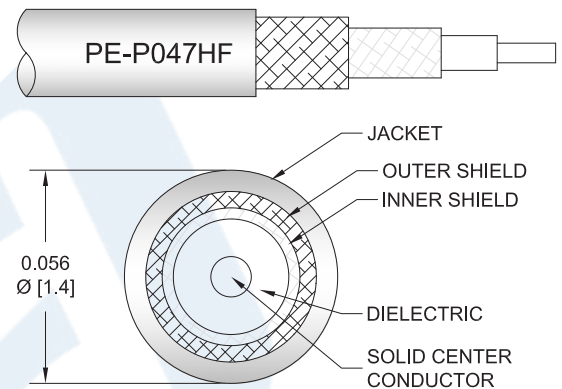
PE3C9967

Configuration

- Connector 1: SMPS Female
- Connector 2: SMA Female
- Cable Type: PE-P047HF
- Coax Flex Type: Flexible

Features

- Max Frequency 18 GHz
- Shielding Effectivity > 90 dB
- 70% Phase Velocity
- Double Shielded
- FEP Jacket



Applications


- General Purpose
- Laboratory Use
- Scientific research
- High-reliability, high-density for aerospace & defense application
- Ground base station & communication systems, avionics, radar systems

Description

Pasternack's PE3C9967 SMPS female to SMA female cable using PE-P047HF coax is part of our full line of RF components available for same-day shipping. Pasternack's flexible RF cable assemblies are ideal for applications where tight bends and flexure are required. This Pasternack SMPS to SMA cable assembly has a female to female gender configuration with 50 ohm flexible PE-P047HF coax. The PE3C9967 SMPS female to SMA female cable assembly operates to 18 GHz. The double shielding of this Pasternack cable assembly provides excellent shielding effectiveness of better than 90 dB.

Custom versions of most RF cable assemblies can be built and shipped same day. Custom cable assembly lengths can be obtained by specifying the desired length on the web site at time of order or by contacting a sales representative. Other available RF cable assembly value added services include connector orientation or clocking, heat shrink booting and custom labeling. RF testing can also be performed to document the electrical performance of your cable assembly.

Click the following link (or enter part number in "SEARCH" on website) to obtain additional part information including price, inventory and certifications: [SMPS Female to SMA Female Cable Using PE-P047HF Coax PE3C9967](#)



SMPS Female to SMA Female Cable Using PE-P047HF Coax

TECHNICAL DATA SHEET

PE3C9967

Electrical Specifications

Description	Minimum	Typical	Maximum	Units
Frequency Range	DC		18	GHz
VSWR			1.4:1	
Velocity of Propagation		70		%
RF Shielding	90			dB
Capacitance		29 [95.14]		pF/ft [pF/m]

Specifications by Frequency

Part Number	Length	Description	F1	F2	F3	F4	F5	Units	Weight (lbs)
		Frequency	1000	2000	4500	9000	18000	MHz	
PE3C9967	Custom Lengths Available	Insertion Loss (Typ.)	0.35	0.49	0.763	1.107	1.681	dB/ft	
			1.15	1.61	2.51	3.64	5.52	dB/m	
PE3C9967-6	6 inch	Insertion Loss (Typ.)	0.38	0.49	1.16	0.96	1.37	dB	0.01
PE3C9967-12	12 inch	Insertion Loss (Typ.)	0.55	0.74	1.54	1.51	2.21	dB	0.012
PE3C9967-18	18 inch	Insertion Loss (Typ.)	0.73	0.98	1.92	2.07	3.05	dB	0.014

The insertion loss data for the base model does not include loss due to the connectors. Each length includes insertion loss due to the connectors.

Loss due to Connector 1:	0.1*SQRT(FGHz) dB
Loss due to Connector 2:	0.1 dB
Base Weight:	0.012 pounds
Additional Weight per Inch:	0.00033 pounds

Mechanical Specifications

Cable Assembly

Weight	0.00861 lbs [3.91 g]
--------	----------------------

Click the following link (or enter part number in "SEARCH" on website) to obtain additional part information including price, inventory and certifications: [SMPS Female to SMA Female Cable Using PE-P047HF Coax PE3C9967](#)



SMPS Female to SMA Female Cable Using PE-P047HF Coax

TECHNICAL DATA SHEET

PE3C9967

Cable

Cable Type	PE-P047HF
Impedance	50 Ohms
Inner Conductor Type	Solid
Inner Conductor Material and Plating	Copper, Silver
Dielectric Type	PTFE
Number of Shields	2
Shield Layer 1	Silver Plated Copper Tape
Shield Layer 2	Silver Plated Copper Braid
Jacket Material	FEP, Blue
Jacket Diameter	0.06 in [1.52 mm]
Repeated Minimum Bend Radius	0.1 in [2.54 mm]

Connectors

Description	Connector 1	Connector 2
Type	SMPS Female Push-on	SMA Female Threaded
Specification		MIL-STD-348
Impedance	50 Ohms	50 Ohms
Contact Material and Plating	Beryllium Copper, Gold	Beryllium Copper, Gold
Contact Plating Specification	50 µin minimum	MIL-G-45204
Dielectric Type	PTFE	PTFE
Outer Conductor Material and Plating	Beryllium Copper, Gold	Brass, Gold
Outer Conductor Plating Specification	50 µin minimum	MIL-G-45204
Body Material and Plating	Beryllium Copper, Gold	Brass, Gold
Body Plating Specification	30 µin minimum	MIL-G-45204

Environmental Specifications

Temperature

Operating Range -55 to +165 deg C

Compliance Certifications (see [product page](#) for current document)

Plotted and Other Data

Notes:

Click the following link (or enter part number in "SEARCH" on website) to obtain additional part information including price, inventory and certifications: [SMPS Female to SMA Female Cable Using PE-P047HF Coax PE3C9967](#)



SMPS Female to SMA Female Cable Using PE-P047HF Coax

TECHNICAL DATA SHEET

PE3C9967

How to Order

Part Number Configuration:

PE3C9967

- **xx**

uu

Unit of Measure:
cm = Centimeters
<blank> = Inches
Length
Base Number

Example: PE3C9967-12 = 12 inches long cable
PE3C9967-100cm = 100 cm long cable

SMPS Female to SMA Female Cable Using PE-P047HF Coax from Pasternack Enterprises has same day shipment for domestic and International orders. Our RF, microwave and millimeter wave products maintain a 99.4% availability and are part of the broadest selection in the industry.

Click the following link (or enter part number in "SEARCH" on website) to obtain additional part information including price, inventory and certifications: [SMPS Female to SMA Female Cable Using PE-P047HF Coax PE3C9967](#)

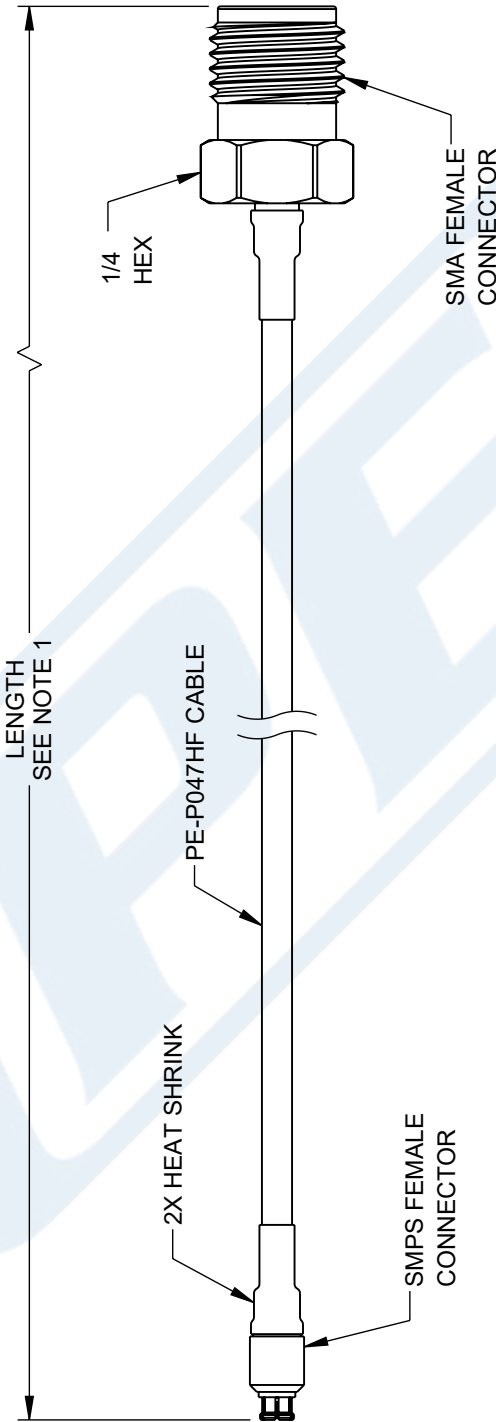
URL: <https://www.pasternack.com/smps-female-to-sma-female-cable-using-pe-p047hf-pe3c9967-p.aspx>

The information contained in this document is accurate to the best of our knowledge and representative of the part described herein. It may be necessary to make modifications to the part and/or the documentation of the part, in order to implement improvements. Pasternack reserves the right to make such changes as required. Unless otherwise stated, all specifications are nominal. Pasternack does not make any representation or warranty regarding the suitability of the part described herein for any particular purpose, and Pasternack does not assume any liability arising out of the use of any part or documentation.

PE3C9967 CAD Drawing

SMPS Female to SMA Female Cable Using PE-P047HF Coax

REVISION			
ZONE	REV.	DESCRIPTION	DATE
	A	INITIAL RELEASE	08/31/2023
			CHANGED BY
			BPUCHASKI
			APPROVED BY
			AGANWANI



NOTES:

1. CABLE ASSEMBLY LENGTH DETERMINED BY P/N AS ILLUSTRATED:
PE3C9967-XXX (-XXX = LENGTH IN INCHES)
2. CABLE ASSEMBLIES SHALL BE TESTED FOR CONTINUITY

THE INFORMATION CONTAINED IN THIS DRAWING IS THE SOLE PROPERTY OF INFINITE ELECTRONICS, INC. ANY REPRODUCTION IN PART OR WHOLE WITHOUT THE WRITTEN PERMISSION OF INFINITE ELECTRONICS, INC. IS PROHIBITED. THESE COMMODITIES, TECHNOLOGY OR SOFTWARE WERE EXPORTED FROM THE UNITED STATES IN ACCORDANCE WITH THE EXPORT ADMINISTRATION REGULATIONS. DIVERSION CONTRARY TO U.S. LAW PROHIBITED.

PE PASTERNAK
an INFINITI[®] brand

Website: www.Pasternack.com
Phone: 1.866.727.8376 | 1.949.261.1920

UNLESS OTHERWISE SPECIFIED
LEADING DIMENSIONS ARE IN INCHES
DIMENSIONS IN [] ARE MILLIMETERS

TOLERANCES:	
.X = ±.2 [5]	FRACTIONS ± 1/32
.XX = ±.02 [0.5]	ANGLES ± 1°
.XXX = ±.005 [0.13]	

CABLE LENGTH TOLERANCES:

<12 [305]	±.1 [25]	/-0
>12 [305] ≤ 60 [1524]	±.2 [51]	/-0
>60 [1524] ≤ 120 [3048]	±.4 [102]	/-0
>120 [3048] ≤ 300 [7620]	±.6 [152]	/-0
>300 [7620]	±.5%	/-0

ALL DIMENSIONS ARE FOR REFERENCE ONLY
ALL DIMENSIONS ARE TO CENTER UNLESS OTHERWISE SPECIFIED
UNDIMENSIONED NON-CRITICAL FEATURES
MAY VARY IN SIZE AND LOCATION
COLORS MAY VARY

INTERPRET ALL DIMENSIONS AND TOLERANCES PER ASME Y14.5

SCALE	SHEET
NONE	1 OF 1

DESCRIPTION
SMPS FEMALE TO SMA FEMALE CABLE USING PE-P047HF COAX

SIZE	CAGE CODE	DRAWN BY	ITEM NO.	REV
A	53919	BPUCHASKI	PE3C9967-XXX	A