



ROHS LSZH 78 Ohm TRB 3-Slot Solder/Clamp
Plug to 3-Lug Solder/Clamp Non-Insulated Bulk
Head Jack for TWCH-78-2, 24" Cable

RF Cable Assemblies Technical Data Sheet

PE3MSA00578-24

Configuration

- Connector 1: TRB Plug
- Connector 2: TRB Jack Bulkhead
- Cable Type: TWCH-78-2

Features

- Max Frequency 500 MHz
- HF POF Jacket
- MIL-STD-1553
- -30°C to +80°C
- 78 ohms
- ROHS Low Smoke Zero Halogen
- Non-Toxic
- Non-Insulated Bulk Head

Applications

- General Purpose
- Laboratory Use
- Military Contractors
- MIL-STD-1553
- Data
- Safer Enviroments
- Ventilation critical areas
- Hospitals

Description

Pasternack's PE3MSA00578-24 78 ohm TRB plug to 78 ohm TRB jack bulkhead 24 inch cable using 78 ohm TWCH-78-2 twinax is part of our full line of RF components available for same-day shipping. Pasternack's flexible RF cable assemblies are ideal for applications where tight bends and flexure are required. This Pasternack TRB to TRB cable assembly has a plug to jack gender configuration with 78 ohm flexible TWCH-78-2 twinax. The PE3MSA00578-24 TRB plug to TRB jack cable assembly operates to 500 MHz. Our RF cable assembly with TRB bulkhead interface allows designers to create external connections on their product enclosures, and can be used in a variety of other rack mount and panel mount applications. The PE3MSA00578 cable assembly consists of a 78 Ohm ROHS Low Smoke Zero Halogen 3-Slot TRB Solder/Clamp Plug to 3-Lug TRB Solder/Clamp Non-Insulated Bulk Head Jack for TWCH-78-2 cable (.242 O.D.) suitable for MIL-STD-1553 Applications. The zero halogen jacket cable reduces the amount of toxic and corrosive gases emitted during combustion. Typically used in poorly ventilated areas, zero halogen is very popular with military contractors and anywhere the protection of people and equipment from toxic and corrosive gases is critical.

Custom versions of most RF cable assemblies can be built and shipped same day. Custom cable assembly lengths can be obtained by specifying the desired length on the web site at time of order or by contacting a sales representative. Other available RF cable assembly value added services include connector orientation or clocking, heat shrink booting and custom labeling. RF testing can also be performed to document the electrical performance of your cable assembly.

Click the following link (or enter part number in "SEARCH" on website) to obtain additional part information including price, inventory and certifications: [TRB Plug to TRB Jack Bulkhead 1553 Cable 24 Inch Length Using 78 Ohm TWCH-78-2 Coax PE3MSA00578-24](#)



ROHS LSZH 78 Ohm TRB 3-Slot Solder/Clamp
 Plug to 3-Lug Solder/Clamp Non-Insulated Bulk
 Head Jack for TWCH-78-2, 24" Cable

RF Cable Assemblies Technical Data Sheet

PE3MSA00578-24

Electrical Specifications

Description	Minimum	Typical	Maximum	Units
Frequency Range	DC		500	MHz
Capacitance		21.2 [69.55]		pF/ft [pF/m]
Operating Voltage (AC)			1,000	Vrms

Specifications by Frequency

Description	F1	F2	F3	F4	F5	Units
Frequency	10	50	100	200	500	MHz
Insertion Loss (Typ.)	0.244	0.302	0.35	0.41	0.52	dB

Electrical Specification Notes:

The Insertion Loss data above is based on the performance specifications of the coax and connectors used in this assembly. The Insertion Loss includes an estimated insertion loss of 0.1 dB per connector.

Mechanical Specifications

Cable Assembly

Length*	24 in [609.6 mm]
Weight	0.33 lbs [149.69 g]

Cable

Cable Type	TWCH-78-2
Impedance	78 Ohms
Inner Conductor Type	Stranded
Inner Conductor Material and Plating	Copper, Silver
Dielectric Type	PE
Shield Layer 1	Silver Plated Copper
Jacket Material	HF POF, Blue

One Time Minimum Bend Radius	1.25 in [31.75 mm]
------------------------------	--------------------

Click the following link (or enter part number in "SEARCH" on website) to obtain additional part information including price, inventory and certifications: [TRB Plug to TRB Jack Bulkhead 1553 Cable 24 Inch Length Using 78 Ohm TWCH-78-2 Coax PE3MSA00578-24](#)



ROHS LSZH 78 Ohm TRB 3-Slot Solder/Clamp Plug to 3-Lug Solder/Clamp Non-Insulated Bulk Head Jack for TWCH-78-2, 24" Cable

RF Cable Assemblies Technical Data Sheet

PE3MSA00578-24

Connectors

Description	Connector 1	Connector 2
Type	TRB Plug	TRB Jack Bulkhead
Impedance	78 Ohms	78 Ohms
Contact Material and Plating	Bronze, Gold 30 micro inches	Bronze, Gold 30 micro inches
Contact Plating Specification	ASTM-B-488	ASTM-B-488
Dielectric Type	Teflon	Teflon
Outer Conductor Material and Plating	Phosphor Bronze, Gold	Phosphor Bronze, Gold
Outer Conductor Plating Specification	30 micro inches	30 micro inches
Body Material and Plating	Brass, Nickel	Brass, Nickel
Body Plating Specification	ASTM-B-733	ASTM-B-733

Environmental Specifications

Temperature

Operating Range

-30 to +80 deg C

Compliance Certifications (see [product page](#) for current document)

Plotted and Other Data

Notes:

Click the following link (or enter part number in "SEARCH" on website) to obtain additional part information including price, inventory and certifications: [TRB Plug to TRB Jack Bulkhead 1553 Cable 24 Inch Length Using 78 Ohm TWCH-78-2 Coax PE3MSA00578-24](#)



ROHS LSZH 78 Ohm TRB 3-Slot Solder/Clamp Plug to 3-Lug Solder/Clamp Non-Insulated Bulk Head Jack for TWCH-78-2, 24" Cable

RF Cable Assemblies Technical Data Sheet

PE3MSA00578-24

How to Order

Part Number Configuration:

PE3MSA00578

- **xx**

uu

Unit of Measure:

cm = Centimeters

<blank> = Inches

Length

Base Number

Example: PE3MSA00578-12 = 12 inches long cable
PE3MSA00578-100cm = 100 cm long cable

ROHS LSZH 78 Ohm TRB 3-Slot Solder/Clamp Plug to 3-Lug Solder/Clamp Non-Insulated Bulk Head Jack for TWCH-78-2, 24" Cable from Pasternack Enterprises has same day shipment for domestic and International orders. Our RF, microwave and millimeter wave products maintain a 99.4% availability and are part of the broadest selection in the industry.

Click the following link (or enter part number in "SEARCH" on website) to obtain additional part information including price, inventory and certifications: [TRB Plug to TRB Jack Bulkhead 1553 Cable 24 Inch Length Using 78 Ohm TWCH-78-2 Coax PE3MSA00578-24](#)

URL: <https://www.pasternack.com/trb-plug-to-trb-jack-bulkhead-1553-cable-24-inch-length-using-twch-78-2-pe3msa00578-24-p.aspx>

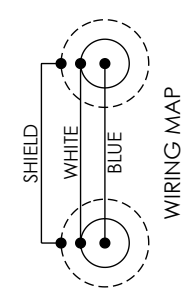
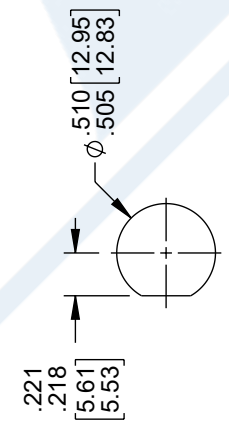
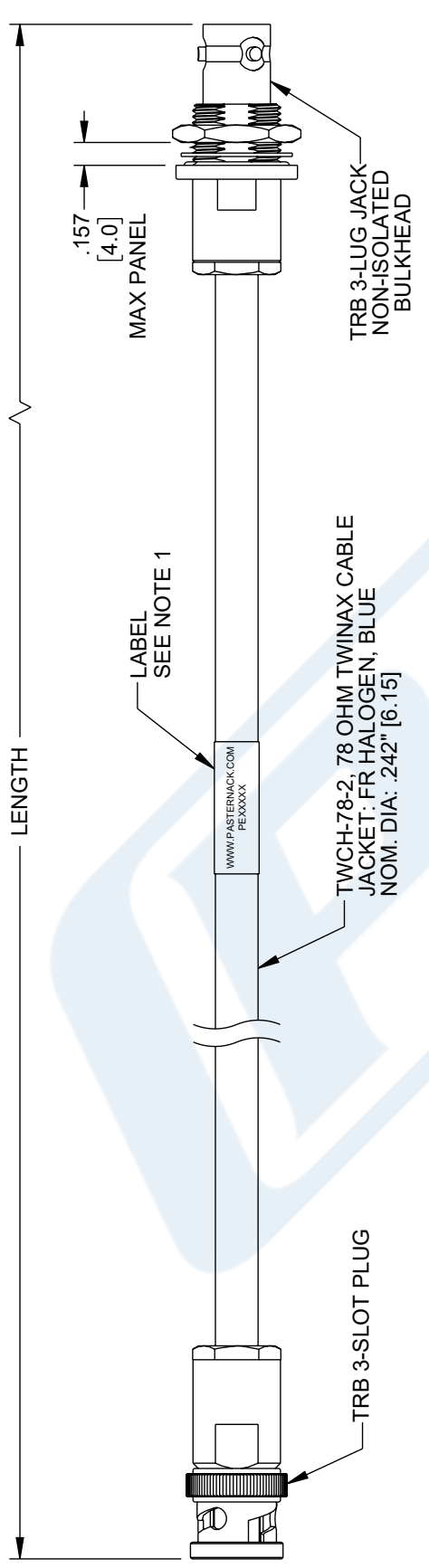
The information contained in this document is accurate to the best of our knowledge and representative of the part described herein. It may be necessary to make modifications to the part and/or the documentation of the part, in order to implement improvements. Pasternack reserves the right to make such changes as required. Unless otherwise stated, all specifications are nominal. Pasternack does not make any representation or warranty regarding the suitability of the part described herein for any particular purpose, and Pasternack does not assume any liability arising out of the use of any part or documentation.

PE3MSA00578-24 CAD Drawing

ROHS LSZH 78 Ohm TRB 3-Slot Solder/Clamp Plug to 3-Lug Solder/
Clamp Non-Insulated Bulk Head Jack for TWCH-78-2, 24" Cable

LEAD FREE SOLDER

ZONE	REV	DESCRIPTION	DATE	CHANGED BY	APPROVED
	A	INITIAL RELEASE	04/25/2023	DMAY	EKIM



ITEM NUMBER	LENGTH	
	FEET	METERS
PE3MSA00578-12	1.0	.31
PE3MSA00578-24	2.0	.61
PE3MSA00578-36	3.0	.92
PE3MSA00578-48	4.0	1.22
PE3MSA00578-60	5.0	1.52

NOTES:

- CABLE ASSEMBLY LENGTH LABEL PLACEMENT: 36 INCHES OR LESS, ONE LABEL APPROXIMATELY CENTERED. LONGER THAN 36 INCHES, TWO LABELS APPROXIMATELY 6 INCHES FROM EACH CONNECTOR.
- CABLE ASSEMBLIES SHALL BE TESTED FOR CONTINUITY.

THE INFORMATION CONTAINED IN THIS DRAWING IS THE SOLE PROPERTY OF INFINITE ELECTRONICS, INC. ANY REPRODUCTION IN PART OR WHOLE WITHOUT THE WRITTEN PERMISSION OF INFINITE ELECTRONICS, INC. IS PROHIBITED. THESE COMMODITIES, TECHNOLOGY OR SOFTWARE WERE EXPORTED FROM THE UNITED STATES IN ACCORDANCE WITH THE EXPORT ADMINISTRATION REGULATIONS. DIVERSION CONTRARY TO U.S. LAW PROHIBITED.

PE PASTERNAK
an INFINIT[®] brand

Website: www.Pasternack.com
Phone: 1.866.727.8376 | 1.949.261.1920

DESCRIPTION
LEAD FREE LSZH 0.242" O.D. 1553 TWNX PL-BH JACK

INTERPRET ALL DIMENSIONS AND TOLERANCES PER ASME Y14.5

SCALE: NONE SHEET: 1 OF 1

SIZE: A CAGE CODE: DMAY DRAWN BY: DMAY ITEM NO.: PE3MSA00578

REV: A

UNLESS OTHERWISE SPECIFIED LEADING DIMENSIONS ARE INCHES DIMENSIONS IN [] ARE MILLIMETERS

TOLERANCES:
 .X = ±.2 [5] FRACTIONS ±.1/32
 .XX = ±.02 [.5] ANGLES ± 1°
 .XXX = ±.005 [.13] CABLE LENGTH TOLERANCES:
 ≤12 [305] = +1 [25] / -0
 >12 [305] ≤ 60 [1524] = +2 [51] / -0
 >60 [1524] ≤ 120 [3048] = +4 [102] / -0
 >120 [3048] ≤ 300 [7620] = +6 [152] / -0
 >300 [7620] = +5% / -0

ALL DIMENSIONS ARE FOR REFERENCE ONLY AND SUBJECT TO CHANGE WITHOUT NOTICE.