



TRB 3-Slot Plug to TRB 3-Lug Jack Bulkhead 1553 Cable 24 Inch Length Using 124 Ohm TWC-124-2 Coax Bend Relief Spring

RF Cable Assemblies Technical Data Sheet

PE3MSA00658-24

Configuration

- Connector 1: TRB 3-Slot Plug
- Connector 2: TRB 3-Lug Jack Bulkhead
- Cable Type: TWC-124-2
- Coax Flex Type: Flexible

Features

- Max Frequency 500 MHz
- PVC Jacket
- 124 ohms
- Twinaxial
- MIL-STD-1553B
- -40°C to +80°C
- Lead Free Solder
- Standard and Custom Lengths Available

Applications

- General Purpose
- Laboratory Use
- MIL-STD-1553B Applications
- Data Transmission

Description

Pasternack's PE3MSA00658-24 78 ohm TRB 3-Slot plug to 78 ohm TRB 3-Lug jack bulkhead 24 inch cable using 124 ohm TWC-124-2 twinax is part of our full line of RF components available for same-day shipping. Pasternack's flexible RF cable assemblies are ideal for applications where tight bends and flexure are required. This Pasternack TRB 3-Slot to TRB 3-Lug cable assembly has a plug to jack gender configuration with 124 ohm flexible TWC-124-2 twinax. The PE3MSA00658-24 TRB 3-Slot plug to TRB 3-Lug jack cable assembly operates to 500 MHz. Our RF cable assembly with TRB 3-Lug bulkhead interface allows designers to create external connections on their product enclosures, and can be used in a variety of other rack mount and panel mount applications.

Custom versions of most RF cable assemblies can be built and shipped same day. Custom cable assembly lengths can be obtained by specifying the desired length on the web site at time of order or by contacting a sales representative. Other available RF cable assembly value added services include connector orientation or clocking, heat shrink booting and custom labeling. RF testing can also be performed to document the electrical performance of your cable assembly.

Click the following link (or enter part number in "SEARCH" on website) to obtain additional part information including price, inventory and certifications: [TRB 3-Slot Plug to TRB 3-Lug Jack Bulkhead 1553 Cable 24 Inch Length Using 124 Ohm TWC-124-2 Coax Bend Relief Spring PE3MSA00658-24](#)



TRB 3-Slot Plug to TRB 3-Lug Jack Bulkhead 1553 Cable 24 Inch Length Using 124 Ohm TWC-124-2 Coax Bend Relief Spring

RF Cable Assemblies Technical Data Sheet

PE3MSA00658-24

Electrical Specifications

Description	Minimum	Typical	Maximum	Units
Frequency Range	DC		500	MHz
Capacitance		12.3 [40.35]		pF/ft [pF/m]
Operating Voltage (AC)			1,000	Vrms

Specifications by Frequency

Description	F1	F2	F3	F4	F5	Units
Frequency	10	50	100	200	500	MHz
Insertion Loss (Typ.)	0.234	0.272	0.302	0.344	0.428	dB

Electrical Specification Notes:

The Insertion Loss data above is based on the performance specifications of the coax and connectors used in this assembly. The Insertion Loss includes an estimated insertion loss of 0.1 dB per connector.

Mechanical Specifications

Cable Assembly

Length*	24 in [609.6 mm]
Weight	0.275 lbs [124.74 g]

Cable

Cable Type	TWC-124-2
Impedance	124 Ohms
Inner Conductor Type	Stranded
Inner Conductor Material and Plating	Copper, Silver
Dielectric Type	PE
Shield Layer 1	Silver Plated Copper
Jacket Material	PVC, Blue

One Time Minimum Bend Radius	1.25 in [31.75 mm]
------------------------------	--------------------

Click the following link (or enter part number in "SEARCH" on website) to obtain additional part information including price, inventory and certifications: [TRB 3-Slot Plug to TRB 3-Lug Jack Bulkhead 1553 Cable 24 Inch Length Using 124 Ohm TWC-124-2 Coax Bend Relief Spring PE3MSA00658-24](#)



TRB 3-Slot Plug to TRB 3-Lug Jack Bulkhead 1553 Cable 24 Inch Length Using 124 Ohm TWC-124-2 Coax Bend Relief Spring

RF Cable Assemblies Technical Data Sheet

PE3MSA00658-24

Connectors

Description	Connector 1	Connector 2
Type	TRB 3-Slot Plug Bayonet	TRB 3-Lug Jack Bulkhead Bayonet
Option	Bend Relief Spring	Bend Relief Spring
Specification	MIL-STD-1553	MIL-STD-1553
Impedance	78 Ohms	78 Ohms
Contact Material and Plating	Bronze, Gold 30 micro inches	Bronze, Gold 30 micro inches
Contact Plating Specification	ASTM-B-488	ASTM-B-488
Dielectric Type	Teflon	Teflon
Outer Conductor Material and Plating	Phosphor Bronze, Gold	Phosphor Bronze, Gold
Outer Conductor Plating Specification	30 micro inches	30 micro inches
Body Material and Plating	Brass, Nickel	Brass, Nickel
Body Plating Specification	ASTM-B-733	ASTM-B-733

Environmental Specifications

Temperature

Operating Range -40 to +80 deg C

Compliance Certifications (see [product page](#) for current document)

Plotted and Other Data

Notes:

Click the following link (or enter part number in "SEARCH" on website) to obtain additional part information including price, inventory and certifications: [TRB 3-Slot Plug to TRB 3-Lug Jack Bulkhead 1553 Cable 24 Inch Length Using 124 Ohm TWC-124-2 Coax Bend Relief Spring PE3MSA00658-24](#)



TRB 3-Slot Plug to TRB 3-Lug Jack Bulkhead 1553 Cable 24 Inch Length Using 124 Ohm TWC-124-2 Coax Bend Relief Spring

RF Cable Assemblies Technical Data Sheet

PE3MSA00658-24

How to Order

Part Number Configuration:

PE3MSA00658

- **xx**

uu

Unit of Measure:
cm = Centimeters
<blank> = Inches
Length
Base Number

Example: PE3MSA00658-12 = 12 inches long cable
PE3MSA00658-100cm = 100 cm long cable

TRB 3-Slot Plug to TRB 3-Lug Jack Bulkhead 1553 Cable 24 Inch Length Using 124 Ohm TWC-124-2 Coax Bend Relief Spring from Pasternack Enterprises has same day shipment for domestic and International orders. Our RF, microwave and millimeter wave products maintain a 99.4% availability and are part of the broadest selection in the industry.

Click the following link (or enter part number in "SEARCH" on website) to obtain additional part information including price, inventory and certifications: [TRB 3-Slot Plug to TRB 3-Lug Jack Bulkhead 1553 Cable 24 Inch Length Using 124 Ohm TWC-124-2 Coax Bend Relief Spring PE3MSA00658-24](https://www.pasternack.com/trb-3-slot-plug-to-trb-3-lug-jack-bulkhead-1553-cable-24-inch-length-using-twc-124-2-pe3msa00658-24)

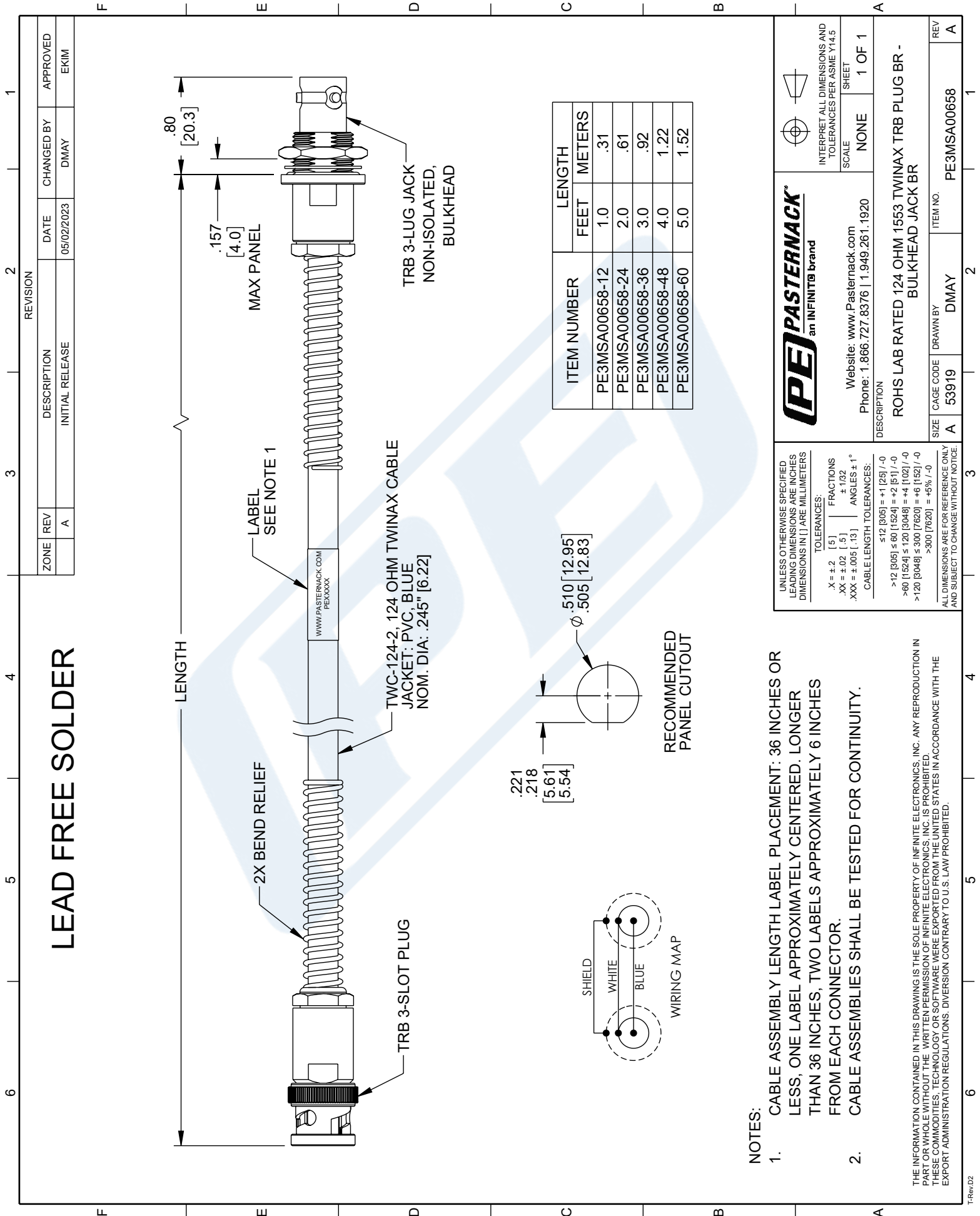
URL: <https://www.pasternack.com/trb-3-slot-plug-to-trb-3-lug-jack-bulkhead-1553-cable-24-inch-length-using-twc-124-2-pe3msa00658-24-p.aspx>

The information contained in this document is accurate to the best of our knowledge and representative of the part described herein. It may be necessary to make modifications to the part and/or the documentation of the part, in order to implement improvements. Pasternack reserves the right to make such changes as required. Unless otherwise stated, all specifications are nominal. Pasternack does not make any representation or warranty regarding the suitability of the part described herein for any particular purpose, and Pasternack does not assume any liability arising out of the use of any part or documentation.

PE3MSA00658-24 CAD Drawing

TRB 3-Slot Plug to TRB 3-Lug Jack Bulkhead 1553 Cable 24 Inch

Length Using 124 Ohm TWC-124-2 Coax Bend Relief Spring



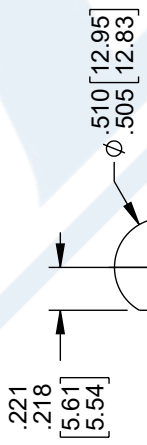
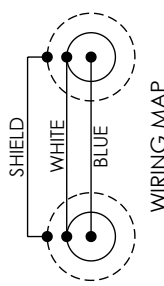
LEAD FREE SOLDER

2X BEND RELIEF

TRB 3-SLOT PLUG

TWC-124-2, 124 OHM TWINAX CABLE
JACKET: PVC, BLUE
NOM. DIA: .245" [6.22]

TRB 3-LUG JACK
NON-ISOLATED,
BULKHEAD



ITEM NUMBER	LENGTH	
	FEET	METERS
PE3MSA00658-12	1.0	.31
PE3MSA00658-24	2.0	.61
PE3MSA00658-36	3.0	.92
PE3MSA00658-48	4.0	1.22
PE3MSA00658-60	5.0	1.52

NOTES:

- CABLE ASSEMBLY LENGTH LABEL PLACEMENT: 36 INCHES OR LESS, ONE LABEL APPROXIMATELY CENTERED. LONGER THAN 36 INCHES, TWO LABELS APPROXIMATELY 6 INCHES FROM EACH CONNECTOR.
- CABLE ASSEMBLIES SHALL BE TESTED FOR CONTINUITY.

THE INFORMATION CONTAINED IN THIS DRAWING IS THE SOLE PROPERTY OF INFINITE ELECTRONICS, INC. ANY REPRODUCTION IN PART OR WHOLE WITHOUT THE WRITTEN PERMISSION OF INFINITE ELECTRONICS, INC. IS PROHIBITED. THESE COMMODITIES, TECHNOLOGY OR SOFTWARE WERE EXPORTED FROM THE UNITED STATES IN ACCORDANCE WITH THE EXPORT ADMINISTRATION REGULATIONS. DIVISION CONTRARY TO U.S. LAW PROHIBITED.

UNLESS OTHERWISE SPECIFIED
LEADING DIMENSIONS ARE INCHES
DIMENSIONS IN [] ARE MILLIMETERS

TOLERANCES:
 .X = ±.2 [5] FRACTIONS ±.1/32
 .XX = ±.02 [-.5] ANGLES ± 1°
 .XXX = ±.005 [-.13]

CABLE LENGTH TOLERANCES:
 ≤12 [305] = +1 [25] / -0
 >12 [305] ≤ 60 [1524] = +2 [51] / -0
 >60 [1524] ≤ 120 [3048] = +4 [102] / -0
 >120 [3048] ≤ 300 [7620] = +6 [152] / -0
 >300 [7620] = +5% / -0

INTERPRET ALL DIMENSIONS AND TOLERANCES PER ASME Y14.5

SCALE: NONE

SHEET: 1 OF 1

PE PASTERNAK
an INFINIT[®] brand

Website: www.Pasternack.com
Phone: 1.866.727.8376 | 1.949.261.1920

DESCRIPTION:
ROHS LAB RATED 124 OHM 1553 TWINAX TRB PLUG BR - BULKHEAD JACK BR

ITEM NO. PE3MSA00658

SIZE A

CAGE CODE 53919

DRAWN BY DMAY

REV A

CHANGED BY DMAY

APPROVED EKIM

DATE 05/02/2023

INITIAL RELEASE

REVISION

ZONE REV A

DESCRIPTION INITIAL RELEASE

DATE 05/02/2023

CHANGED BY DMAY

APPROVED EKIM