



TRB 3-Lug Jack Insulated Bulkhead to Blunt Cut
Genderless 1553 Cable 24 Inch Length Using
124 Ohm TWC-124-2 Coax Bend Relief Spring

RF Cable Assemblies Technical Data Sheet

PE3MSA00667-24

Configuration

- Connector 1: TRB 3-Lug Jack Insulated Bulkhead
- Connector 2: Blunt Cut Genderless
- Cable Type: TWC-124-2
- Coax Flex Type: Flexible

Features

- Max Frequency 500 MHz
- PVC Jacket
- 124 ohms
- Twinaxial
- MIL-STD-1553B
- -40°C to +80°C
- Lead Free Solder
- Standard and Custom Lengths Available

Applications

- General Purpose
- Laboratory Use
- MIL-STD-1553B Applications
- Data Transmission

Description

Pasternack's PE3MSA00667-24 78 ohm TRB 3-Lug jack insulated bulkhead to Blunt cut genderless 24 inch cable using 124 ohm TWC-124-2 twinax is part of our full line of RF components available for same-day shipping. Pasternack's flexible RF cable assemblies are ideal for applications where tight bends and flexure are required. This Pasternack TRB 3-Lug to Blunt Cut cable assembly has a jack to genderless gender configuration with 124 ohm flexible TWC-124-2 twinax. The PE3MSA00667-24 TRB 3-Lug jack to Blunt cut genderless cable assembly operates to 500 MHz. Our RF cable assembly with TRB 3-Lug insulated bulkhead interface allows designers to create external connections on their product enclosures, and can be used in a variety of other rack mount and panel mount applications.

Custom versions of most RF cable assemblies can be built and shipped same day. Custom cable assembly lengths can be obtained by specifying the desired length on the web site at time of order or by contacting a sales representative. Other available RF cable assembly value added services include connector orientation or clocking, heat shrink booting and custom labeling. RF testing can also be performed to document the electrical performance of your cable assembly.

Click the following link (or enter part number in "SEARCH" on website) to obtain additional part information including price, inventory and certifications: [TRB 3-Lug Jack Insulated Bulkhead to Blunt Cut Genderless 1553 Cable 24 Inch Length Using 124 Ohm TWC-124-2 Coax Bend Relief Spring PE3MSA00667-24](#)



TRB 3-Lug Jack Insulated Bulkhead to Blunt Cut Genderless 1553 Cable 24 Inch Length Using 124 Ohm TWC-124-2 Coax Bend Relief Spring

RF Cable Assemblies Technical Data Sheet

PE3MSA00667-24

Electrical Specifications

Description	Minimum	Typical	Maximum	Units
Frequency Range	DC		500	MHz
Capacitance		12.3 [40.35]		pF/ft [pF/m]
Operating Voltage (AC)			1,000	Vrms

Specifications by Frequency

Description	F1	F2	F3	F4	F5	Units
Frequency	10	50	100	200	500	MHz

Insertion Loss (Typ.)

Mechanical Specifications

Cable Assembly

Length*	24 in [609.6 mm]
Weight	0.22 lbs [99.79 g]

Cable

Cable Type	TWC-124-2
Impedance	124 Ohms
Inner Conductor Type	Stranded
Inner Conductor Material and Plating	Copper, Silver
Dielectric Type	PE
Shield Layer 1	Silver Plated Copper
Jacket Material	PVC, Blue

One Time Minimum Bend Radius	1.25 in [31.75 mm]
------------------------------	--------------------

Click the following link (or enter part number in "SEARCH" on website) to obtain additional part information including price, inventory and certifications: [TRB 3-Lug Jack Insulated Bulkhead to Blunt Cut Genderless 1553 Cable 24 Inch Length Using 124 Ohm TWC-124-2 Coax Bend Relief Spring PE3MSA00667-24](#)



TRB 3-Lug Jack Insulated Bulkhead to Blunt Cut Genderless 1553 Cable 24 Inch Length Using 124 Ohm TWC-124-2 Coax Bend Relief Spring

RF Cable Assemblies Technical Data Sheet

PE3MSA00667-24

Connectors

Description	Connector 1	Connector 2
Type	TRB 3-Lug Jack Insulated Bulkhead Bayonet	Blunt Cut Genderless Other
Option	Bend Relief Spring	
Specification	MIL-STD-1553	
Impedance	78 Ohms	
Contact Material and Plating	Bronze, Gold 30 micro inches	
Contact Plating Specification	ASTM-B-488	
Dielectric Type	Teflon	
Outer Conductor Material and Plating	Phosphor Bronze, Gold	
Outer Conductor Plating Specification	30 micro inches	
Body Material and Plating	Brass, Nickel	
Body Plating Specification	ASTM-B-733	

Environmental Specifications

Temperature

Operating Range -40 to +80 deg C

Compliance Certifications (see [product page](#) for current document)

Plotted and Other Data

Notes:

Click the following link (or enter part number in "SEARCH" on website) to obtain additional part information including price, inventory and certifications: [TRB 3-Lug Jack Insulated Bulkhead to Blunt Cut Genderless 1553 Cable 24 Inch Length Using 124 Ohm TWC-124-2 Coax Bend Relief Spring PE3MSA00667-24](#)



TRB 3-Lug Jack Insulated Bulkhead to Blunt Cut Genderless 1553 Cable 24 Inch Length Using 124 Ohm TWC-124-2 Coax Bend Relief Spring

RF Cable Assemblies Technical Data Sheet

PE3MSA00667-24

How to Order

Part Number Configuration:

PE3MSA00667

- **xx**

uu

Unit of Measure:

cm = Centimeters

<blank> = Inches

Length

Base Number

Example: PE3MSA00667-12 = 12 inches long cable
PE3MSA00667-100cm = 100 cm long cable

TRB 3-Lug Jack Insulated Bulkhead to Blunt Cut Genderless 1553 Cable 24 Inch Length Using 124 Ohm TWC-124-2 Coax Bend Relief Spring from Pasternack Enterprises has same day shipment for domestic and International orders. Our RF, microwave and millimeter wave products maintain a 99.4% availability and are part of the broadest selection in the industry.

Click the following link (or enter part number in "SEARCH" on website) to obtain additional part information including price, inventory and certifications: [TRB 3-Lug Jack Insulated Bulkhead to Blunt Cut Genderless 1553 Cable 24 Inch Length Using 124 Ohm TWC-124-2 Coax Bend Relief Spring PE3MSA00667-24](https://www.pasternack.com/trb-3-lug-jack-insulated-bulkhead-to-blunt-cut-genderless-1553-cable-24-inch-length-using-twc-124-2-pe3msa00667-24)

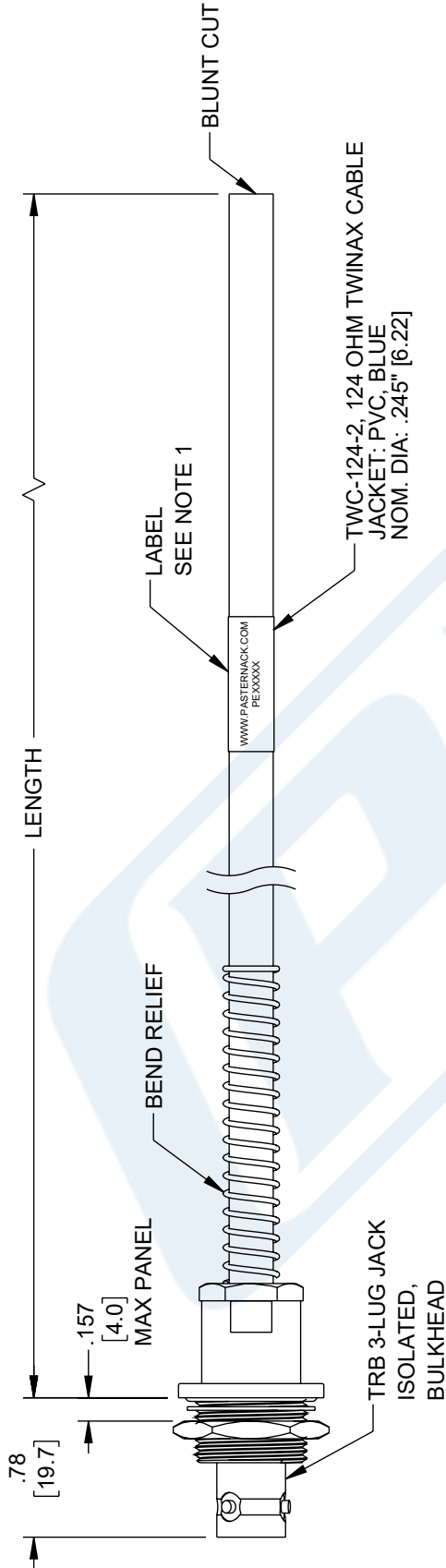
URL: <https://www.pasternack.com/trb-3-lug-jack-insulated-bulkhead-to-blunt-cut-genderless-1553-cable-24-inch-length-using-twc-124-2-pe3msa00667-24-p.aspx>

The information contained in this document is accurate to the best of our knowledge and representative of the part described herein. It may be necessary to make modifications to the part and/or the documentation of the part, in order to implement improvements. Pasternack reserves the right to make such changes as required. Unless otherwise stated, all specifications are nominal. Pasternack does not make any representation or warranty regarding the suitability of the part described herein for any particular purpose, and Pasternack does not assume any liability arising out of the use of any part or documentation.

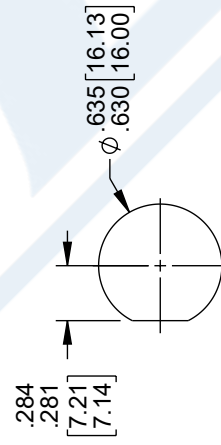
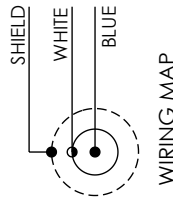
PE3MSA00667-24 CAD Drawing

TRB 3-Lug Jack Insulated Bulkhead to Blunt Cut Genderless 1553 Cable
24 Inch Length Using 124 Ohm TWC-124-2 Coax Bend Relief Spring

LEAD FREE SOLDER



TWC-124-2, 124 OHM TWINAX CABLE
JACKET: PVC, BLUE
NOM. DIA: .245" [6.22]



RECOMMENDED
PANEL CUTOUT

ITEM NUMBER	LENGTH	
	FEET	METERS
PE3MSA00667-12	1.0	.31
PE3MSA00667-24	2.0	.61
PE3MSA00667-36	3.0	.92
PE3MSA00667-48	4.0	1.22
PE3MSA00667-60	5.0	1.52

ZONE	REV	DESCRIPTION	DATE	CHANGED BY	APPROVED
	A	INITIAL RELEASE	05/18/2023	DMAY	EKIM

NOTES:

- CABLE ASSEMBLY LENGTH LABEL PLACEMENT: 36 INCHES OR LESS, ONE LABEL APPROXIMATELY CENTERED. LONGER THAN 36 INCHES, TWO LABELS APPROXIMATELY 6 INCHES FROM EACH CONNECTOR.
- CABLE ASSEMBLIES SHALL BE TESTED FOR CONTINUITY.

THE INFORMATION CONTAINED IN THIS DRAWING IS THE SOLE PROPERTY OF INFINITE ELECTRONICS, INC. ANY REPRODUCTION IN PART OR WHOLE WITHOUT THE WRITTEN PERMISSION OF INFINITE ELECTRONICS, INC. IS PROHIBITED. THESE COMMODITIES, TECHNOLOGY OR SOFTWARE WERE EXPORTED FROM THE UNITED STATES IN ACCORDANCE WITH THE EXPORT ADMINISTRATION REGULATIONS. DIVERSION CONTRARY TO U.S. LAW PROHIBITED.

PE PASTERNAK
an INFINITO brand

Website: www.Pasternack.com
Phone: 1.866.727.8376 | 1.949.261.1920

DESCRIPTION
ROHS LAB RATED 124 OHM 1553 TWINAX TRB INS BULKHEAD JACK BR - BLUNT CUT

INTERPRET ALL DIMENSIONS AND TOLERANCES PER ASME Y14.5

SCALE NONE SHEET 1 OF 1

SIZE A CAGE CODE 53919 DRAWN BY DMAY ITEM NO. PE3MSA00667 REV A

UNLESS OTHERWISE SPECIFIED LEADING DIMENSIONS ARE INCHES DIMENSIONS IN [] ARE MILLIMETERS

TOLERANCES:
 .X = ±.2 [5] FRACTIONS ±.102
 .XX = ±.02 [.5] ±.102
 .XXX = ±.005 [.13] ANGLES ± 1°
 CABLE LENGTH TOLERANCES:
 ≤12 [305] = +1 [25] / -0
 >12 [305] ≤ 60 [1524] = +2 [51] / -0
 >60 [1524] ≤ 120 [3048] = +4 [102] / -0
 >120 [3048] ≤ 300 [7620] = +6 [152] / -0
 >300 [7620] = +5% / -0

ALL DIMENSIONS ARE FOR REFERENCE ONLY AND SUBJECT TO CHANGE WITHOUT NOTICE.