



## N Male Right Angle Connector Crimp/Solder Attachment for RG55, RG141, RG142, RG223, RG400

### RF Connectors Technical Data Sheet

PE4484

#### Configuration

- N Male Connector
- MIL-STD-348A
- 50 Ohms
- Right Angle Body Geometry
- RG55, RG141, RG142, RG223, RG400 Interface Type
- Crimp/Solder Attachment

#### Features

- Max. Operating Frequency 1,000 MHz
- Good VSWR of 1.5:1
- Gold Plated Brass Contact
- 30 µin minimum contact plating

#### Applications

- General Purpose Test
- Custom Cable Assemblies

#### Description

Pasternack's PE4484 type N male right angle connector with crimp/solder attachment for RG55, RG141, RG142, RG223 and RG400 is part of our full line of RF components available for same-day shipping. Our type N male connector operates up to a maximum frequency of 1,000 MHz and offers good VSWR of 1.5:1. Its right angle body geometry allows for easier connections in tight spaces.

Our type N male right angle connector PE4484 datasheet specifications and drawing with dimensions are shown below in this PDF. Pasternack's broad catalog of RF, microwave and millimeter wave connectors allows designers to configure and customize their signal connections however they like. Whether the need is to provide an I/O for a board design, or simply create a custom cable assembly configuration, Pasternack has the right connector for the job. Pasternack can also expertly build your custom cable assemblies for you and ship same-day.

#### Electrical Specifications

Description	Minimum	Typical	Maximum	Units
Frequency Range	DC		1,000	MHz
VSWR			1.5:1	
Operating Voltage (AC)			1,500	Vrms
Dielectric Withstanding Voltage (AC)			2,500	Vrms
Inner Conductor DC Resistance			1	mOhms
Outer Conductor DC Resistance			1	mOhms
Insulation Resistance	5,000			MOhms
RF Leakage	90			dB

Click the following link (or enter part number in "SEARCH" on website) to obtain additional part information including price, inventory and certifications: [N Male Right Angle Connector Crimp/Solder Attachment for RG55, RG141, RG142, RG223, RG400 PE4484](#)



## N Male Right Angle Connector Crimp/Solder Attachment for RG55, RG141, RG142, RG223, RG400

### RF Connectors Technical Data Sheet

PE4484

#### Mechanical Specifications

<b>Size</b>	
Length	1.8 in [45.72 mm]
Width/Dia.	1.29 in [32.77 mm]
Weight	0.127 lbs [57.61 g]
Mating Cycles	500 Cycles

#### Material Specifications

Description	Material	Plating
Contact	Brass	Gold 30 µin minimum
Insulation	PTFE	
Body	Brass	Nickel 100 µin minimum
Coupling Nut	Brass	Nickel

#### Environmental Specifications

<b>Temperature</b>	
Operating Range	-65 to +165 deg C
Vibration	MIL-STD-202, Method 204, Condition B
Temperature Cycle	MIL-STD-202, Method 107, Condition B
Salt Spray	MIL-STD-202, Method 101, Condition B

**Compliance Certifications** (see [product page](#) for current document)

#### Plotted and Other Data

Notes:

Click the following link (or enter part number in "SEARCH" on website) to obtain additional part information including price, inventory and certifications: [N Male Right Angle Connector Crimp/Solder Attachment for RG55, RG141, RG142, RG223, RG400 PE4484](#)



## N Male Right Angle Connector Crimp/Solder Attachment for RG55, RG141, RG142, RG223, RG400

### RF Connectors Technical Data Sheet

PE4484

#### Assembly Instruction

N Male Right Angle Connector Crimp/Solder Attachment for RG55, RG141, RG142, RG223, RG400 from Pasternack Enterprises has same day shipment for domestic and International orders. Our RF, microwave and millimeter wave products maintain a 99.4% availability and are part of the broadest selection in the industry.

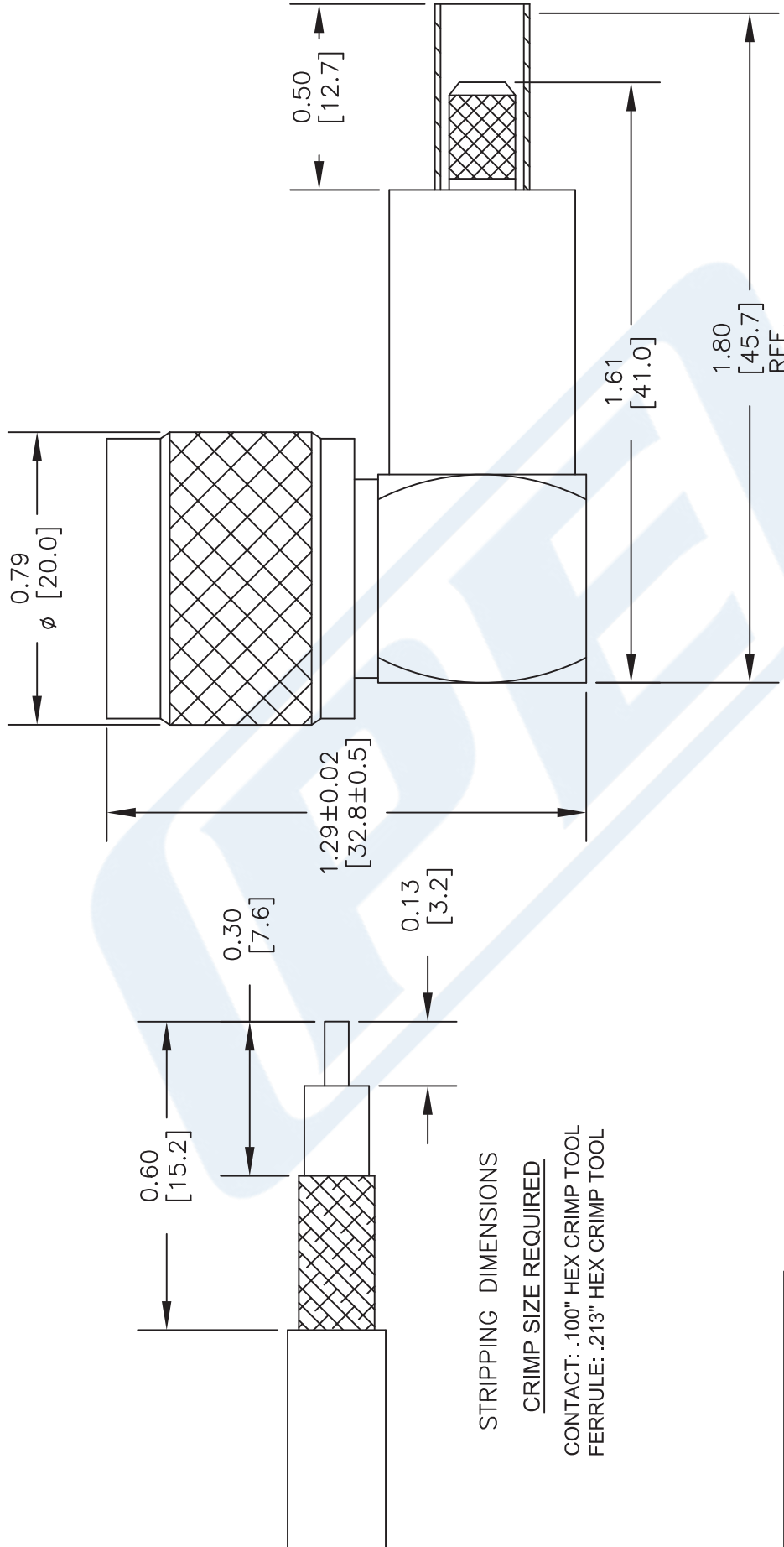
Click the following link (or enter part number in "SEARCH" on website) to obtain additional part information including price, inventory and certifications: [N Male Right Angle Connector Crimp/Solder Attachment for RG55, RG141, RG142, RG223, RG400 PE4484](https://www.pasternack.com/n-male-standard-rg55-rg141-rg142-rg223-rg400-connector-pe4484-p.aspx)

URL: <https://www.pasternack.com/n-male-standard-rg55-rg141-rg142-rg223-rg400-connector-pe4484-p.aspx>

The information contained in this document is accurate to the best of our knowledge and representative of the part described herein. It may be necessary to make modifications to the part and/or the documentation of the part, in order to implement improvements. Pasternack reserves the right to make such changes as required. Unless otherwise stated, all specifications are nominal. Pasternack does not make any representation or warranty regarding the suitability of the part described herein for any particular purpose, and Pasternack does not assume any liability arising out of the use of any part or documentation.

# PE4484 CAD Drawing

N Male Right Angle Connector Crimp/Solder Attachment  
for RG55, RG141, RG142, RG223, RG400



## STANDARD TOLERANCES

.X ±0.008  
.XX ±0.004  
.XXX ±0.002

\*STANDARD TOLERANCES APPLY  
ONLY TO DIMENSIONS IN INCHES



Pasternack Enterprises, Inc.  
P.O. Box 16759 | Irvine | CA | 92623  
Phone: (949) 261-1920 | Fax: (949) 261-7451  
Website: www.pasternack.com | E-Mail: sales@pasternack.com

DWG TITLE

**PE4484**

FSCM NO. 53919

CAD FILE 040416

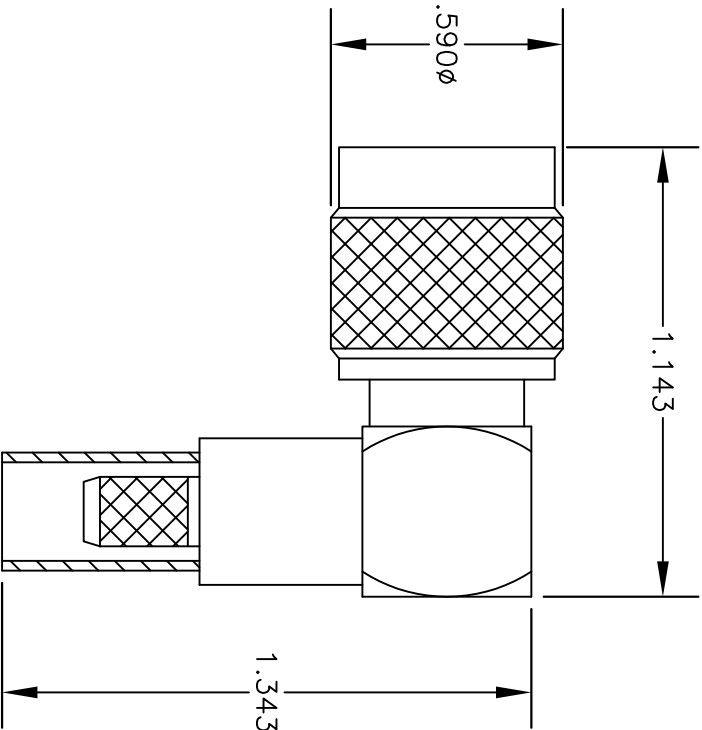
SCALE N/A

SIZE A

3045

NOTES:  
1. UNLESS OTHERWISE SPECIFIED ALL DIMENSIONS ARE NOMINAL.  
2. ALL SPECIFICATIONS ARE SUBJECT TO CHANGE WITHOUT NOTICE AT ANY TIME.  
3. DIMENSIONS ARE IN INCHES [mm].

MATERIALS	
BODY	BRASS NICKEL PLATED
CONTACT	GOLD PLATED
INSULATOR	PTFE



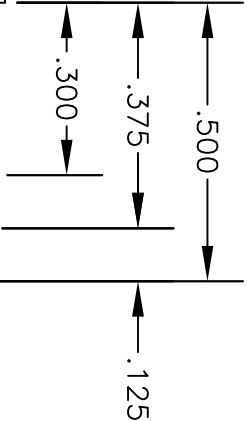
### ASSEMBLY PROCEDURES

1. STRIP CABLE AS SHOWN. SLIDE FERRULE OVER CABLE & CRIMP CONTACT TO CENTER CONDUCTOR.
2. INSTALL CABLE INTO BODY. PUSH CABLE FORWARD UNTIL CONTACT IS IN THE CORRECT POSITION.
3. SLIDE FERRULE OVER BRAID & CRIMP.

### CRIMP SIZES REQUIRED

CONTACT: .068" HEX CRIMP TOOL  
FERRULE: .213" HEX CRIMP TOOL

STRIPPING DIMENSIONS



**PASTERNAK ENTERPRISES, INC.**  
 P.O. BOX 16759, IRVINE, CA 92623  
 PHONE (949) 261-1920 FAX (949) 261-7451  
 WEB ADDRESS: [www.pasternack.com](http://www.pasternack.com)  
 E-MAIL ADDRESS: [sales@pasternack.com](mailto:sales@pasternack.com)  
**COAXIAL & FIBER OPTICS**

DWG TITLE  
**PE4677**

DES. REVERSE POLARITY TNC MALE, RIGHT ANGLE, CRIMP ATTACHMENT FOR RG55, RG142, RG223 & RG400

SIZE A	FSCM NO. 53919	CAD FILE	060702	SCALE	N/A	127
--------	----------------	----------	--------	-------	-----	-----

- NOTES:
1. UNLESS OTHERWISE SPECIFIED ALL DIMENSIONS ARE NOMINAL.
  2. ALL SPECIFICATIONS ARE SUBJECT TO CHANGE WITHOUT NOTICE AT ANY TIME.

Flexible RG223 Coax Cable Double  
Shielded with Black PVC Jacket

TECHNICAL DATA SHEET

RG223/U

**Configuration**

Inner Conductor Material and Plating	Copper, Silver
Dielectric Type	PE
Shield Materials	Silver Plated Copper Braid, Silver Plated Copper Braid
Jacket Material and Color	PVC, Black

**Electrical Specifications**

Impedance, Ohms	50
Velocity of Propagation, %	66
Maximum Operating Frequency, GHz	12.4
Capacitance, pF/ft [pF/m]	30.8 [101.05]
Maximum Operating Voltage, Volts	1,900

**Electrical Specifications by Frequency**

**Frequency 1**

Frequency, MHz	100
Attenuation, dB/100ft [dB/100m]	4 [13.12]

**Frequency 2**

Frequency, MHz	400
Attenuation, dB/100ft [dB/100m]	8.2 [26.9]

**Frequency 3**

Frequency, MHz	1000
Attenuation, dB/100ft [dB/100m]	13.4 [43.96]

**Frequency 4**

Frequency, GHz	3
Attenuation, dB/100ft [dB/100m]	24.8 [81.36]

**Frequency 5**

Frequency, GHz	5
Attenuation, dB/100ft [dB/100m]	33.5 [109.91]

**Frequency 6**

Frequency, GHz	11
Attenuation, dB/100ft [dB/100m]	54.1 [177.49]

**Mechanical Specifications**

**Temperature**

Operating Range, deg C	-20 to +80
------------------------	------------

Click the following link (or enter part number in "SEARCH" on website) to obtain additional part information including price, inventory and certifications: [Flexible RG223 Coax Cable Double Shielded with Black PVC Jacket RG223/U](#)

## Flexible RG223 Coax Cable Double Shielded with Black PVC Jacket

### TECHNICAL DATA SHEET

**RG223/U****Inner Conductor**

Number of Strands	1
Material	Copper
Plating	Silver
Diameter, in [mm]	0.035 [0.89]

**Dielectric:**

Type	PE
Diameter, in [mm]	0.116 [2.95]

**Shield:**

Number of	2
Material 1	Silver Plated Copper Braid
Material 2	Silver Plated Copper Braid
Diameter, in [mm]	0.156 [3.96]

**Jacket:**

Material	PVC
Diameter, in [mm]	0.21 [5.33]
Color	Black
One Time Minimum Bend Radius, in [mm]	0.21 [5.33]
Repeated Minimum Bend Radius, in [mm]	1 [25.4]
Weight, lbs/ft [Kg/m]	0.038 [0.06]

**Compliance Certifications** (visit [www.Pasternack.com](http://www.Pasternack.com) for current document)

RoHS Compliant	
REACH Compliant	06/18/2012

**Plotted and Other Data**

## Notes:

- Values at +25 °C, sea level

Flexible RG223 Coax Cable Double Shielded with Black PVC Jacket from Pasternack Enterprises has same day shipment for domestic and International orders. Our RF, microwave and millimeter wave products maintain a 99% availability and are part of the broadest selection in the industry.

Click the following link (or enter part number in "SEARCH" on website) to obtain additional part information including price, inventory and certifications: [Flexible RG223 Coax Cable Double Shielded with Black PVC Jacket RG223/U](#)

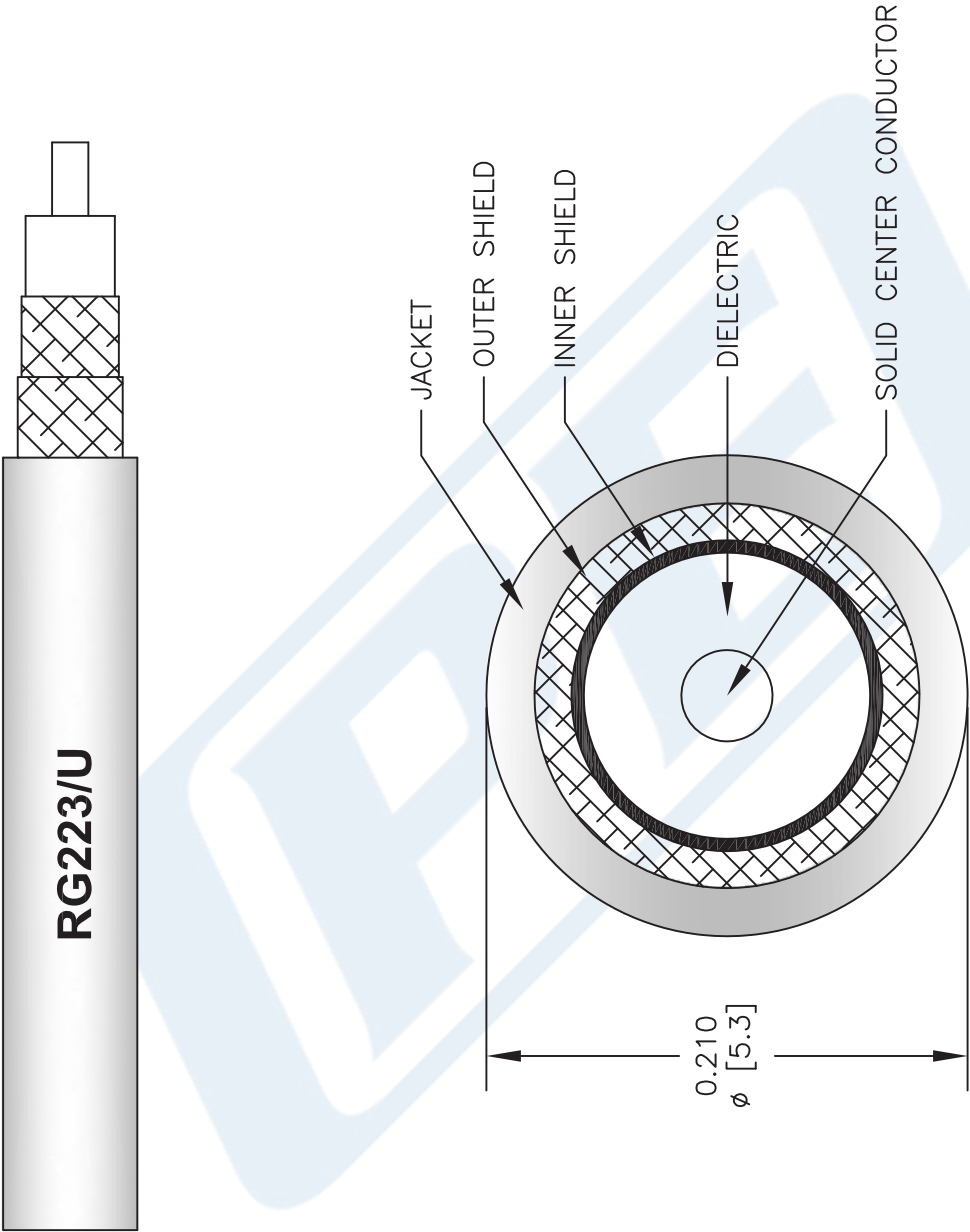
URL: <http://www.pasternack.com/flexible-0.216-rg223-50-ohm-coax-cable-pvc-jacket-rg223-u-p.aspx>

The information contained in this document is accurate to the best of our knowledge and representative of the part described herein. It may be necessary to make modifications to the part and/or the documentation of the part, in order to implement improvements. Pasternack reserves the right to make such changes as required. Unless otherwise stated, all specifications are nominal. Pasternack does not make any representation or warranty regarding the suitability of the part described herein for any particular purpose, and Pasternack does not assume any liability arising out of the use of any part or documentation.



RG223/U CAD Drawing

Flexible RG223 Coax Cable Double Shielded with Black PVC Jacket



NOTES:  
1. UNLESS OTHERWISE SPECIFIED ALL DIMENSIONS ARE NOMINAL.  
2. ALL SPECIFICATIONS ARE SUBJECT TO CHANGE WITHOUT NOTICE AT ANY TIME.  
3. DIMENSIONS ARE IN INCHES [mm].

DWG TITLE  
**RG223/U**

FSCM NO. 53919

2233

SIZE A

SCALE N/A

CAD FILE 060508-B

**PE PASTERNAK®**  
Pasternack Enterprises, Inc.  
P.O. Box 16759 | Irvine | CA | 92623  
Phone: (949) 261-1920 | Fax: (949) 261-7451  
Website: [www.pasternack.com](http://www.pasternack.com) | E-Mail: [sales@pasternack.com](mailto:sales@pasternack.com)