



## SMA Male Right Angle Connector Crimp/Solder Attachment for PE-C200, LMR-200

### RF Connectors Technical Data Sheet

PE44845

#### Configuration

- SMA Male Connector
- 50 Ohms
- Right Angle Body Geometry
- PE-C200, LMR-200 Interface Type
- Crimp/Solder Attachment

#### Features

- Max. Operating Frequency 12.4 GHz
- Gold Plated Brass Contact

#### Applications

- General Purpose Test
- Custom Cable Assemblies

#### Description

Pasternack's PE44845 SMA male right angle connector with crimp/solder attachment for PE-C200 and LMR-200 is part of our full line of RF components available for same-day shipping. Our SMA male connector operates up to a maximum frequency of 12.4 GHz. Its right angle body geometry allows for easier connections in tight spaces.

Our SMA male right angle connector PE44845 datasheet specifications and drawing with dimensions are shown below in this PDF. Pasternack's broad catalog of RF, microwave and millimeter wave connectors allows designers to configure and customize their signal connections however they like. Whether the need is to provide an I/O for a board design, or simply create a custom cable assembly configuration, Pasternack has the right connector for the job. Pasternack can also expertly build your custom cable assemblies for you and ship same-day.

#### Electrical Specifications

Description	Minimum	Typical	Maximum	Units
Frequency Range	DC		12.4	GHz

#### Mechanical Specifications

Size	
Length	0.713 in [18.11 mm]
Weight	0.023 lbs [10.43 g]

Click the following link (or enter part number in "SEARCH" on website) to obtain additional part information including price, inventory and certifications: [SMA Male Right Angle Connector Crimp/Solder Attachment for PE-C200, LMR-200 PE44845](#)



SMA Male Right Angle Connector Crimp/Solder  
Attachment for PE-C200, LMR-200

RF Connectors Technical Data Sheet

PE44845

**Material Specifications**

Description	Material	Plating
Contact	Brass	Gold
Insulation	PTFE	
Body	Brass	Gold
Coupling Nut	Brass	Gold

**Environmental Specifications**

**Temperature**

Operating Range -65 to +165 deg C

**Compliance Certifications** (see [product page](#) for current document)

**Plotted and Other Data**

Notes:

SMA Male Right Angle Connector Crimp/Solder Attachment for PE-C200, LMR-200 from Pasternack Enterprises has same day shipment for domestic and International orders. Our RF, microwave and millimeter wave products maintain a 99% availability and are part of the broadest selection in the industry.

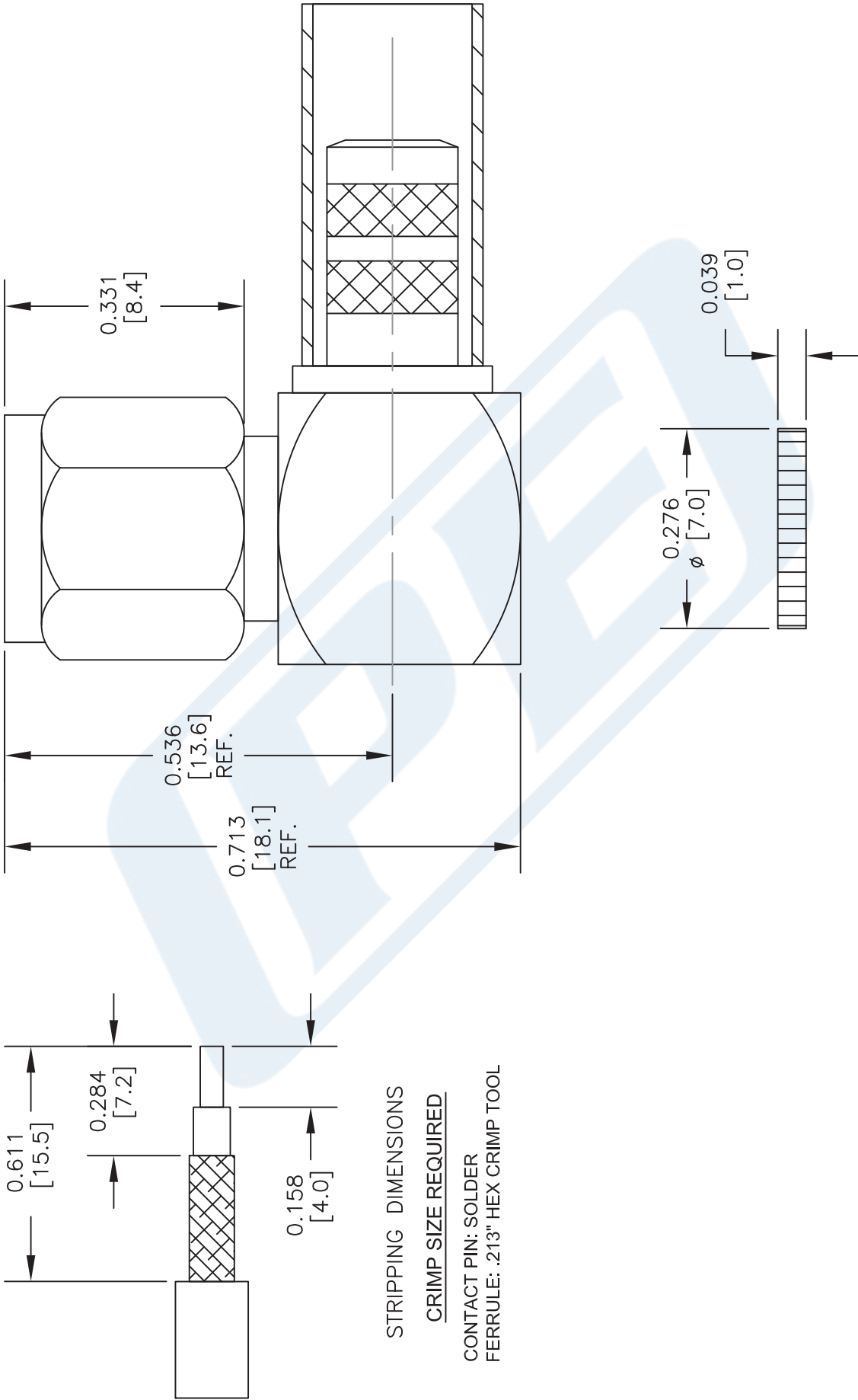
Click the following link (or enter part number in "SEARCH" on website) to obtain additional part information including price, inventory and certifications: [SMA Male Right Angle Connector Crimp/Solder Attachment for PE-C200, LMR-200 PE44845](#)

URL: <https://www.pasternack.com/sma-male-standard-pe-c200-lmr-200-connector-pe44845-p.aspx>

The information contained in this document is accurate to the best of our knowledge and representative of the part described herein. It may be necessary to make modifications to the part and/or the documentation of the part, in order to implement improvements. Pasternack reserves the right to make such changes as required. Unless otherwise stated, all specifications are nominal. Pasternack does not make any representation or warranty regarding the suitability of the part described herein for any particular purpose, and Pasternack does not assume any liability arising out of the use of any part or documentation.

# PE44845 CAD Drawing

SMA Male Right Angle Connector Crimp/Solder Attachment for PE-C200, LMR-200



NOTES:  
1. UNLESS OTHERWISE SPECIFIED ALL DIMENSIONS ARE NOMINAL.  
2. ALL SPECIFICATIONS ARE SUBJECT TO CHANGE WITHOUT NOTICE AT ANY TIME.  
3. DIMENSIONS ARE IN INCHES [mm].  
4. FITS MIL-C-17 AND EQUIVALENT CABLES.

DWG TITLE  
**PE44845**

FSCM NO. 53919

CAD FILE 112213

SCALE N/A

SIZE A

2233

**PE PASTERNAK®**  
Pasternack Enterprises, Inc.  
P.O. Box 16759 | Irvine | CA | 92623  
Phone: (949) 261-1920 | Fax: (949) 261-7451  
Website: [www.pasternack.com](http://www.pasternack.com) | E-Mail: [sales@pasternack.com](mailto:sales@pasternack.com)



## SMA Male Right Angle Connector Crimp/Solder Attachment for PE-C200, LMR-200

### RF Connectors Technical Data Sheet

PE44845

#### Configuration

- SMA Male Connector
- 50 Ohms
- Right Angle Body Geometry
- PE-C200, LMR-200 Interface Type
- Crimp/Solder Attachment

#### Features

- Max. Operating Frequency 12.4 GHz
- Gold Plated Brass Contact

#### Applications

- General Purpose Test
- Custom Cable Assemblies

#### Description

Pasternack's PE44845 SMA male right angle connector with crimp/solder attachment for PE-C200 and LMR-200 is part of our full line of RF components available for same-day shipping. Our SMA male connector operates up to a maximum frequency of 12.4 GHz. Its right angle body geometry allows for easier connections in tight spaces.

Our SMA male right angle connector PE44845 datasheet specifications and drawing with dimensions are shown below in this PDF. Pasternack's broad catalog of RF, microwave and millimeter wave connectors allows designers to configure and customize their signal connections however they like. Whether the need is to provide an I/O for a board design, or simply create a custom cable assembly configuration, Pasternack has the right connector for the job. Pasternack can also expertly build your custom cable assemblies for you and ship same-day.

#### Electrical Specifications

Description	Minimum	Typical	Maximum	Units
Frequency Range	DC		12.4	GHz

#### Mechanical Specifications

Size	
Length	0.713 in [18.11 mm]
Weight	0.023 lbs [10.43 g]

Click the following link (or enter part number in "SEARCH" on website) to obtain additional part information including price, inventory and certifications: [SMA Male Right Angle Connector Crimp/Solder Attachment for PE-C200, LMR-200 PE44845](#)



## SMA Male Right Angle Connector Crimp/Solder Attachment for PE-C200, LMR-200

### RF Connectors Technical Data Sheet

PE44845

#### Material Specifications

Description	Material	Plating
Contact	Brass	Gold
Insulation	PTFE	
Body	Brass	Gold
Coupling Nut	Brass	Gold

#### Environmental Specifications

##### Temperature

Operating Range

-65 to +165 deg C

**Compliance Certifications** (see [product page](#) for current document)

#### Plotted and Other Data

Notes:

SMA Male Right Angle Connector Crimp/Solder Attachment for PE-C200, LMR-200 from Pasternack Enterprises has same day shipment for domestic and International orders. Our RF, microwave and millimeter wave products maintain a 99% availability and are part of the broadest selection in the industry.

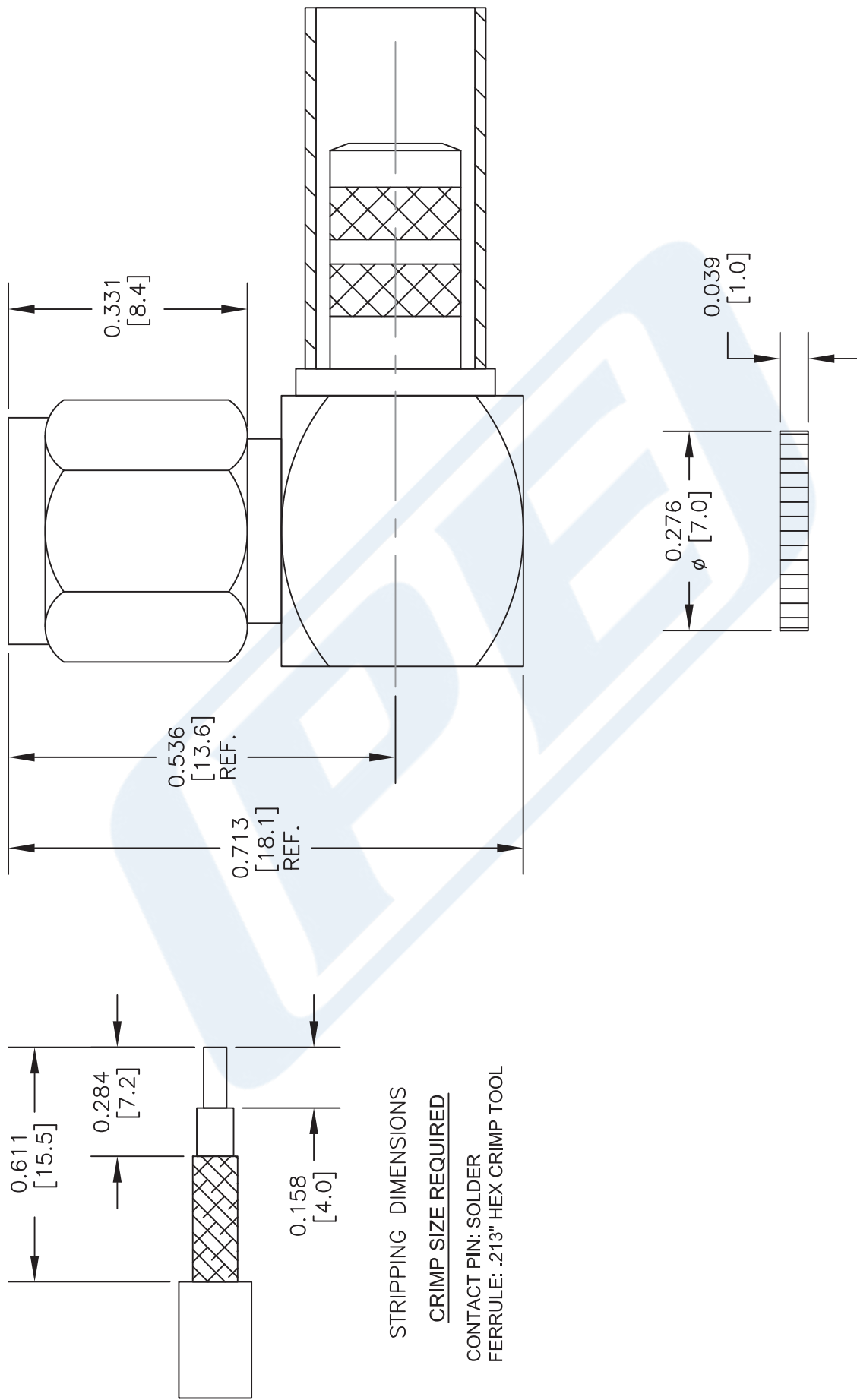
Click the following link (or enter part number in "SEARCH" on website) to obtain additional part information including price, inventory and certifications: [SMA Male Right Angle Connector Crimp/Solder Attachment for PE-C200, LMR-200 PE44845](#)

URL: <https://www.pasternack.com/sma-male-standard-pe-c200-lmr-200-connector-pe44845-p.aspx>

The information contained in this document is accurate to the best of our knowledge and representative of the part described herein. It may be necessary to make modifications to the part and/or the documentation of the part, in order to implement improvements. Pasternack reserves the right to make such changes as required. Unless otherwise stated, all specifications are nominal. Pasternack does not make any representation or warranty regarding the suitability of the part described herein for any particular purpose, and Pasternack does not assume any liability arising out of the use of any part or documentation.

# PE44845 CAD Drawing

SMA Male Right Angle Connector Crimp/Solder Attachment for PE-C200, LMR-200



NOTES:  
1. UNLESS OTHERWISE SPECIFIED ALL DIMENSIONS ARE NOMINAL.  
2. ALL SPECIFICATIONS ARE SUBJECT TO CHANGE WITHOUT NOTICE AT ANY TIME.  
3. DIMENSIONS ARE IN INCHES [mm].  
4. FITS MIL-C-17 AND EQUIVALENT CABLES.

DWG TITLE  
**PE44845**

FSCM NO. 53919

CAD FILE 112213

SCALE N/A

SIZE A

2233

**PE PASTERNAK®**  
Pasternack Enterprises, Inc.  
P.O. Box 16759 | Irvine | CA | 92623  
**Phone:** (949) 261-1920 | **Fax:** (949) 261-7451  
**Website:** www.pasternack.com | **E-Mail:** sales@pasternack.com



## Low Loss Flexible .200 inch Foam Dielectric Type Coax Cable Double Shielded with Black PE Jacket

### TECHNICAL DATA SHEET

PE-C200

Low Loss Flexible .200 inch Foam Dielectric Type Coax Cable Double Shielded with Black PE Jacket

#### Configuration

Cable Design	Low Loss
Inner Conductor Material and Plating	Copper
Dielectric Type	PE (F)
Shield Materials	Aluminum Tape, Tinned Copper Braid
Jacket Material and Color	PE, Black

#### Electrical Specifications

Impedance, Ohms	50
Velocity of Propagation, %	83
Maximum Operating Frequency, GHz	5.8
RF Shielding, dB	90
Capacitance, pF/ft [pF/m]	24.5 [80.38]
Maximum Operating Voltage, Volts	1,000
Dielectric Withstanding Voltage, Vdc	1,000
Jacket Spark, Vrms	3,000
Peak Power, KWatts	2.5

#### Electrical Specifications by Frequency

##### Frequency 1

Frequency, MHz	50
Attenuation, dB/100ft [dB/100m]	2.3 [7.55]
Power Handling, Watts	790

##### Frequency 2

Frequency, MHz	150
Attenuation, dB/100ft [dB/100m]	4 [13.12]
Power Handling, Watts	450

##### Frequency 3

Frequency, GHz	1.5
Attenuation, dB/100ft [dB/100m]	12.9 [42.32]
Power Handling, Watts	140

##### Frequency 4

Frequency, GHz	2.5
Attenuation, dB/100ft [dB/100m]	16.9 [55.45]
Power Handling, Watts	110

Click the following link (or enter part number in "SEARCH" on website) to obtain additional part information including price, inventory and certifications: [Low Loss Flexible .200 inch Foam Dielectric Type Coax Cable Double Shielded with Black PE Jacket PE-C200](#)

The information contained in this document is accurate to the best of our knowledge and representative of the part described herein. It may be necessary to make modifications to the part and/or the documentation of the part, in order to implement improvements. Pasternack reserves the right to make such changes as required. Unless otherwise stated, all specifications are nominal.



Low Loss Flexible .200 inch Foam Dielectric Type Coax  
Cable Double Shielded with Black PE Jacket

TECHNICAL DATA SHEET

PE-C200

**Frequency 5**

Frequency, GHz	5.8
Attenuation, dB/100ft [dB/100m]	26.4 [86.61]
Power Handling, Watts	70

**Mechanical Specifications**

**Temperature**

Operating Range, deg C	-40 to +85
Storage Range, deg C	-70 to +85

**Inner Conductor**

Number of Strands	1
Material	Copper
Diameter, in [mm]	0.044 [1.12]

**Dielectric:**

Type	PE (F)
Diameter, in [mm]	0.116 [2.95]

**Shield:**

Number of	2
Material 1	Aluminum Tape
Material 2	Tinned Copper Braid
Diameter, in [mm]	0.144 [3.66]

**Jacket:**

Material	PE
Diameter, in [mm]	0.195 [4.95]
Color	Black
Weight, lbs/ft [Kg/m]	0.022 [0.03]

**Compliance Certifications** (visit [www.Pasternack.com](http://www.Pasternack.com) for current document)

RoHS Compliant	Yes
----------------	-----

Click the following link (or enter part number in "SEARCH" on website) to obtain additional part information including price, inventory and certifications: [Low Loss Flexible .200 inch Foam Dielectric Type Coax Cable Double Shielded with Black PE Jacket PE-C200](#)

The information contained in this document is accurate to the best of our knowledge and representative of the part described herein. It may be necessary to make modifications to the part and/or the documentation of the part, in order to implement improvements. Pasternack reserves the right to make such changes as required. Unless otherwise stated, all specifications are nominal.





## Low Loss Flexible .200 inch Foam Dielectric Type Coax Cable Double Shielded with Black PE Jacket

### TECHNICAL DATA SHEET

PE-C200

#### Plotted and Other Data

Notes:

Values at 25 °C, sea level

Low Loss Flexible .200 inch Foam Dielectric Type Coax Cable Double Shielded with Black PE Jacket from Pasternack Enterprises has same day shipment for domestic and International orders. Our RF, microwave and fiber optic products maintain a 99% availability and are part of the broadest selection in the industry.

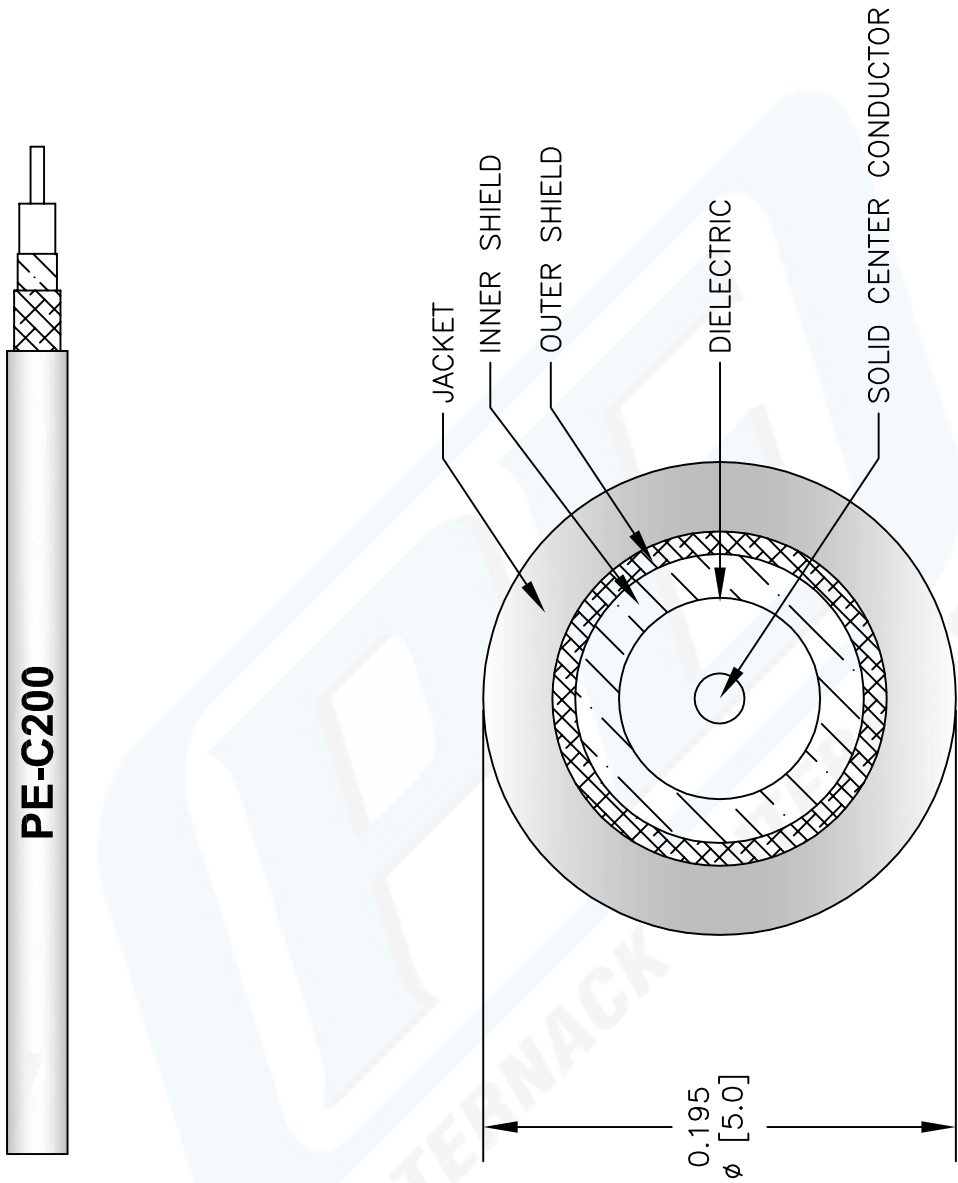
Click the following link (or enter part number in "SEARCH" on website) to obtain additional part information including price, inventory and certifications: [Low Loss Flexible .200 inch Foam Dielectric Type Coax Cable Double Shielded with Black PE Jacket PE-C200](#)

URL: <http://www.pasternack.com/flexible-0.195-50-ohm-coax-cable-pe-jacket-pe-c200-p.aspx>

The information contained in this document is accurate to the best of our knowledge and representative of the part described herein. It may be necessary to make modifications to the part and/or the documentation of the part, in order to implement improvements. Pasternack reserves the right to make such changes as required. Unless otherwise stated, all specifications are nominal.

# PE-C200 CAD Drawing

Low Loss Flexible .200 inch Foam Dielectric Type Coax  
Cable Double Shielded with Black PE Jacket



NOTES:  
1. UNLESS OTHERWISE SPECIFIED ALL DIMENSIONS ARE NOMINAL.  
2. ALL SPECIFICATIONS ARE SUBJECT TO CHANGE WITHOUT NOTICE AT ANY TIME.  
3. DIMENSIONS ARE IN INCHES [mm].

DWG TITLE	FSCM NO. 53919
PE-C200	

**PASTERNAK®**  
Pasternack Enterprises, Inc.  
P.O. Box 16759 | Irvine | CA | 92623  
Phone: (949) 261-1920 | Fax: (949) 261-7451  
Website: [www.pasternack.com](http://www.pasternack.com) | E-Mail: [sales@pasternack.com](mailto:sales@pasternack.com)