



UHF Male Connector Solder Attachment for
RG213, RG55, RG141, RG142, RG223, RG400,
RG303, PE-C195, PE-P195, LMR-195

RF Connectors Technical Data Sheet

PE4020

Configuration

- UHF Male Connector
- 50 Ohms
- Straight Body Geometry
- RG213, RG55, RG141, RG142, RG223, RG400, RG303, PE-C195, PE-P195, LMR-195 Interface Type
- Solder Attachment

Features

- Max. Operating Frequency 300 MHz
- Good VSWR of 1.3:1
- Gold Plated Brass Contact
- 30 µin minimum contact plating

Applications

- General Purpose Test
- Custom Cable Assemblies

Description

Pasternack's PE4020 UHF male connector with solder attachment for RG213, RG55, RG141, RG142, RG223, RG400, RG303, PE-C195, PE-P195 and LMR-195 is part of our full line of RF components available for same-day shipping. Our UHF male connector operates up to a maximum frequency of 300 MHz and offers good VSWR of 1.3:1.

Our UHF male connector PE4020 datasheet specifications and drawing with dimensions are shown below in this PDF. Pasternack's broad catalog of RF, microwave and millimeter wave connectors allows designers to configure and customize their signal connections however they like. Whether the need is to provide an I/O for a board design, or simply create a custom cable assembly configuration, Pasternack has the right connector for the job. Pasternack can also expertly build your custom cable assemblies for you and ship same-day.

Electrical Specifications

Description	Minimum	Typical	Maximum	Units
Frequency Range	DC		300	MHz
VSWR			1.3:1	
Operating Voltage (AC)			500	Vrms

Mechanical Specifications

Size

Length	1.41 in [35.81 mm]
Width/Dia.	0.7 in [17.78 mm]
Weight	0.048 lbs [21.77 g]

Click the following link (or enter part number in "SEARCH" on website) to obtain additional part information including price, inventory and certifications: [UHF Male Connector Solder Attachment for RG213, RG55, RG141, RG142, RG223, RG400, RG303, PE-C195, PE-P195, LMR-195 PE4020](#)



UHF Male Connector Solder Attachment for
RG213, RG55, RG141, RG142, RG223, RG400,
RG303, PE-C195, PE-P195, LMR-195

RF Connectors Technical Data Sheet

PE4020

Material Specifications

Description	Material	Plating
Contact	Brass	Gold 30 µin minimum
Insulation	PTFE	
Body	Brass	Nickel 100 µin minimum
Coupling Nut	Brass	Nickel 100 µin minimum

Environmental Specifications

Temperature

Operating Range

-55 to +85 deg C

Compliance Certifications (see [product page](#) for current document)

Plotted and Other Data

Notes:

UHF Male Connector Solder Attachment for RG213, RG55, RG141, RG142, RG223, RG400, RG303, PE-C195, PE-P195, LMR-195 from Pasternack Enterprises has same day shipment for domestic and International orders. Our RF, microwave and millimeter wave products maintain a 99% availability and are part of the broadest selection in the industry.

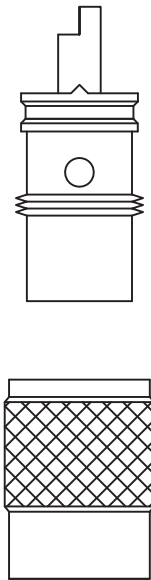
Click the following link (or enter part number in "SEARCH" on website) to obtain additional part information including price, inventory and certifications: [UHF Male Connector Solder Attachment for RG213, RG55, RG141, RG142, RG223, RG400, RG303, PE-C195, PE-P195, LMR-195 PE4020](#)

URL: <https://www.pasternack.com/uhf-male-standard-rg213-rg214-rg8-rg9-rg225-rg393-connector-pe4020-p.aspx>

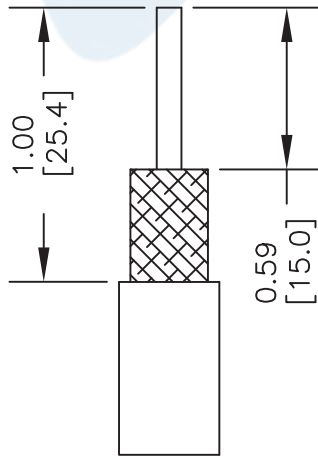
The information contained in this document is accurate to the best of our knowledge and representative of the part described herein. It may be necessary to make modifications to the part and/or the documentation of the part, in order to implement improvements. Pasternack reserves the right to make such changes as required. Unless otherwise stated, all specifications are nominal. Pasternack does not make any representation or warranty regarding the suitability of the part described herein for any particular purpose, and Pasternack does not assume any liability arising out of the use of any part or documentation.

PE4020 CAD Drawing

UHF Male Connector Solder Attachment for RG213, RG55, RG141,
RG142, RG223, RG400, RG303, PE-C195, PE-P195, LMR-195

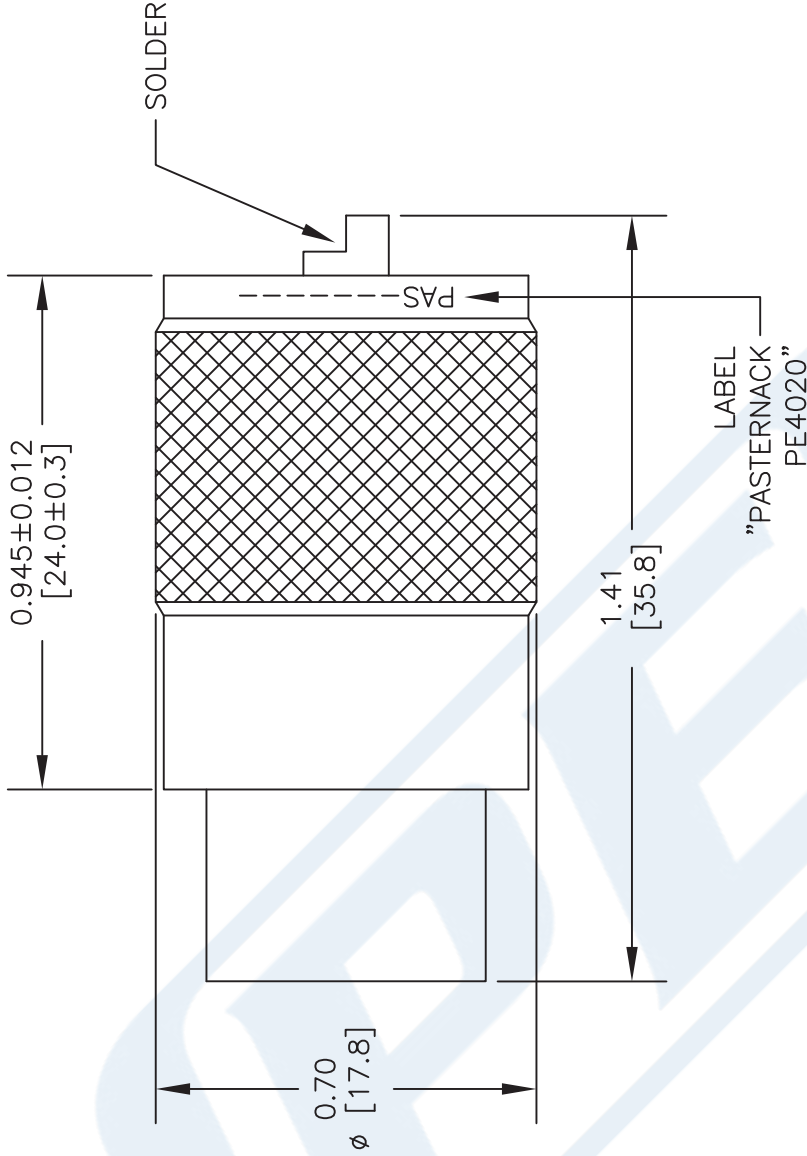


1 2



STRIPPING DIMENSIONS ASSEMBLY PROCEDURES

1. STRIP CABLE AS SHOWN. TIN CENTER CONDUCTOR.
2. SLIDE COUPLING RING (1) ONTO CABLE. SCREW THE PLUG (2) ONTO CABLE.
3. SOLDER PLUG (2) TO BRAID THROUGH SOLDER HOLES, MAKING A GOOD BOND BETWEEN BRAID & PLUG (2).
4. SOLDER CONDUCTOR TO CONTACT. MOVE COUPLING RING (1) FORWARD AND SCREW ONTO PLUG (2).



STANDARD TOLERANCES

.X	±0.2
.XX	±0.1
.XXX	±0.05

*STANDARD TOLERANCES APPLY
ONLY TO DIMENSIONS IN INCHES

NOTES:

1. UNLESS OTHERWISE SPECIFIED ALL DIMENSIONS ARE NOMINAL.
2. ALL SPECIFICATIONS ARE SUBJECT TO CHANGE WITHOUT NOTICE AT ANY TIME.
3. DIMENSIONS ARE IN INCHES [mm].

DWG TITLE

PE4020

FSCM NO. 53919

CAD FILE 040116

SCALE N/A

SIZE A

3045

PE PASTERNAK
THE ENGINEER'S RF SOURCE

Pasternack Enterprises, Inc.
P.O. Box 16759 | Irvine | CA | 92623
Phone: (949) 261-1920 | Fax: (949) 261-7451
Website: www.pasternack.com | E-Mail: sales@pasternack.com



UHF Male Connector Solder Attachment for
RG213, RG55, RG141, RG142, RG223, RG400,
RG303, PE-C195, PE-P195, LMR-195

RF Connectors Technical Data Sheet

PE4020

Configuration

- UHF Male Connector
- 50 Ohms
- Straight Body Geometry
- RG213, RG55, RG141, RG142, RG223, RG400, RG303, PE-C195, PE-P195, LMR-195 Interface Type
- Solder Attachment

Features

- Max. Operating Frequency 300 MHz
- Good VSWR of 1.3:1
- Gold Plated Brass Contact
- 30 μ m minimum contact plating

Applications

- General Purpose Test
- Custom Cable Assemblies

Description

Pasternack's PE4020 UHF male connector with solder attachment for RG213, RG55, RG141, RG142, RG223, RG400, RG303, PE-C195, PE-P195 and LMR-195 is part of our full line of RF components available for same-day shipping. Our UHF male connector operates up to a maximum frequency of 300 MHz and offers good VSWR of 1.3:1.

Our UHF male connector PE4020 datasheet specifications and drawing with dimensions are shown below in this PDF. Pasternack's broad catalog of RF, microwave and millimeter wave connectors allows designers to configure and customize their signal connections however they like. Whether the need is to provide an I/O for a board design, or simply create a custom cable assembly configuration, Pasternack has the right connector for the job. Pasternack can also expertly build your custom cable assemblies for you and ship same-day.

Electrical Specifications

Description	Minimum	Typical	Maximum	Units
Frequency Range	DC		300	MHz
VSWR			1.3:1	
Operating Voltage (AC)			500	Vrms

Mechanical Specifications

Size

Length	1.41 in [35.81 mm]
Width/Dia.	0.7 in [17.78 mm]
Weight	0.048 lbs [21.77 g]

Click the following link (or enter part number in "SEARCH" on website) to obtain additional part information including price, inventory and certifications: [UHF Male Connector Solder Attachment for RG213, RG55, RG141, RG142, RG223, RG400, RG303, PE-C195, PE-P195, LMR-195 PE4020](#)



UHF Male Connector Solder Attachment for
RG213, RG55, RG141, RG142, RG223, RG400,
RG303, PE-C195, PE-P195, LMR-195

RF Connectors Technical Data Sheet

PE4020

Material Specifications

Description	Material	Plating
Contact	Brass	Gold 30 µin minimum
Insulation	PTFE	
Body	Brass	Nickel 100 µin minimum
Coupling Nut	Brass	Nickel 100 µin minimum

Environmental Specifications

Temperature

Operating Range

-55 to +85 deg C

Compliance Certifications (see [product page](#) for current document)

Plotted and Other Data

Notes:

UHF Male Connector Solder Attachment for RG213, RG55, RG141, RG142, RG223, RG400, RG303, PE-C195, PE-P195, LMR-195 from Pasternack Enterprises has same day shipment for domestic and International orders. Our RF, microwave and millimeter wave products maintain a 99% availability and are part of the broadest selection in the industry.

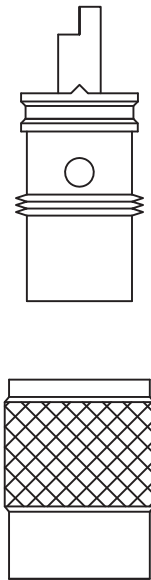
Click the following link (or enter part number in "SEARCH" on website) to obtain additional part information including price, inventory and certifications: [UHF Male Connector Solder Attachment for RG213, RG55, RG141, RG142, RG223, RG400, RG303, PE-C195, PE-P195, LMR-195 PE4020](#)

URL: <https://www.pasternack.com/uhf-male-standard-rg213-rg214-rg8-rg9-rg225-rg393-connector-pe4020-p.aspx>

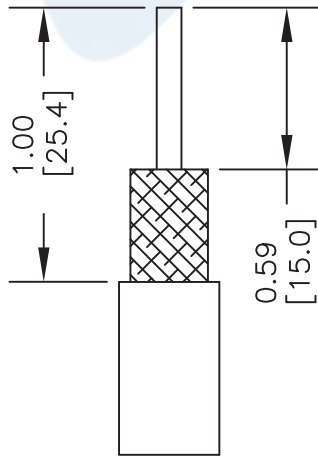
The information contained in this document is accurate to the best of our knowledge and representative of the part described herein. It may be necessary to make modifications to the part and/or the documentation of the part, in order to implement improvements. Pasternack reserves the right to make such changes as required. Unless otherwise stated, all specifications are nominal. Pasternack does not make any representation or warranty regarding the suitability of the part described herein for any particular purpose, and Pasternack does not assume any liability arising out of the use of any part or documentation.

PE4020 CAD Drawing

UHF Male Connector Solder Attachment for RG213, RG55, RG141,
RG142, RG223, RG400, RG303, PE-C195, PE-P195, LMR-195

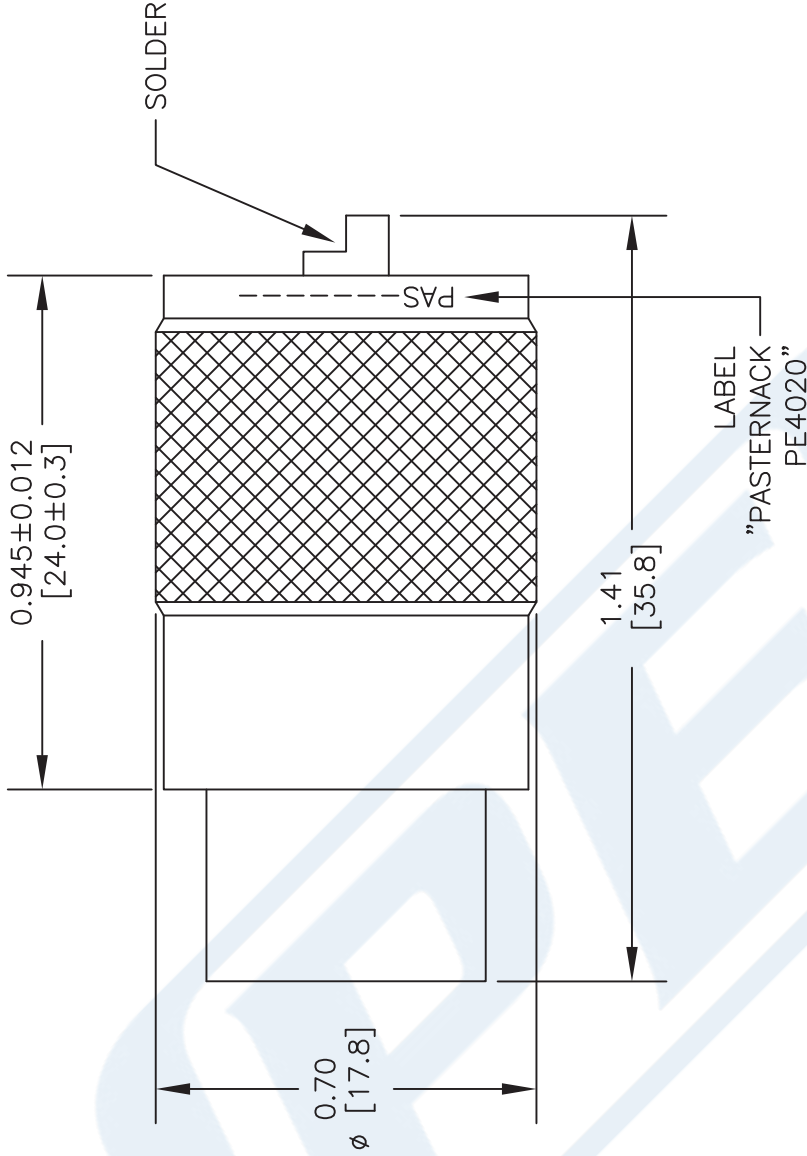


1 2



STRIPPING DIMENSIONS ASSEMBLY PROCEDURES

1. STRIP CABLE AS SHOWN. TIN CENTER CONDUCTOR.
2. SLIDE COUPLING RING (1) ONTO CABLE. SCREW THE PLUG (2) ONTO CABLE.
3. SOLDER PLUG (2) TO BRAID THROUGH SOLDER HOLES, MAKING A GOOD BOND BETWEEN BRAID & PLUG (2).
4. SOLDER CONDUCTOR TO CONTACT. MOVE COUPLING RING (1) FORWARD AND SCREW ONTO PLUG (2).



STANDARD TOLERANCES

.X	±0.2
.XX	±0.1
.XXX	±0.05

*STANDARD TOLERANCES APPLY
ONLY TO DIMENSIONS IN INCHES

NOTES:

1. UNLESS OTHERWISE SPECIFIED ALL DIMENSIONS ARE NOMINAL.
2. ALL SPECIFICATIONS ARE SUBJECT TO CHANGE WITHOUT NOTICE AT ANY TIME.
3. DIMENSIONS ARE IN INCHES [mm].

DWG TITLE

PE4020

FSCM NO. 53919

3045

SIZE A

SCALE N/A

CAD FILE 040116

PE PASTERNAK®
THE ENGINEER'S RF SOURCE

Pasternack Enterprises, Inc.
P.O. Box 16759 | Irvine | CA | 92623
Phone: (949) 261-1920 | Fax: (949) 261-7451
Website: www.pasternack.com | E-Mail: sales@pasternack.com



Flexible RG8 Coax Cable Single Shielded
with Black PVC (NC) Jacket

TECHNICAL DATA SHEET

RG8A/U

Flexible RG8 Coax Cable Single Shielded with Black PVC (NC) Jacket

Configuration

Inner Conductor Material and Plating	Copper
Dielectric Type	PE (LD)
Shield Materials	Copper Braid
Jacket Material and Color	PVC (NC), Black

Electrical Specifications

Impedance, Ohms	50
Velocity of Propagation, %	66
Maximum Operating Frequency, MHz	1000
Capacitance, pF/ft [pF/m]	30.8 [101.05]

Electrical Specifications by Frequency

Frequency 1

Frequency, MHz	1
Attenuation, dB/100ft [dB/100m]	0.2 [0.66]

Frequency 2

Frequency, MHz	10
Attenuation, dB/100ft [dB/100m]	0.6 [1.97]

Frequency 3

Frequency, MHz	50
Attenuation, dB/100ft [dB/100m]	1.3 [4.27]

Frequency 4

Frequency, MHz	400
Attenuation, dB/100ft [dB/100m]	4.1 [13.45]

Frequency 5

Frequency, MHz	700
Attenuation, dB/100ft [dB/100m]	6.5 [21.33]

Frequency 6

Frequency, MHz	900
Attenuation, dB/100ft [dB/100m]	7.6 [24.93]

Frequency 7

Frequency, MHz	1000
Attenuation, dB/100ft [dB/100m]	8 [26.25]

Click the following link (or enter part number in "SEARCH" on website) to obtain additional part information including price, inventory and certifications: [Flexible RG8 Coax Cable Single Shielded with Black PVC \(NC\) Jacket RG8A/U](#)

The information contained in this document is accurate to the best of our knowledge and representative of the part described herein. It may be necessary to make modifications to the part and/or the documentation of the part, in order to implement improvements. Pasternack reserves the right to make such changes as required. Unless otherwise stated, all specifications are nominal.



Flexible RG8 Coax Cable Single Shielded
with Black PVC (NC) Jacket

TECHNICAL DATA SHEET

RG8A/U

Mechanical Specifications

Inner Conductor

Number of Strands	7
Material	Copper
Diameter, in [mm]	0.085 [2.16]

Dielectric:

Type	PE (LD)
Diameter, in [mm]	0.285 [7.24]

Shield:

Number of	1
Material 1	Copper Braid

Jacket:

Material	PVC (NC)
Diameter, in [mm]	0.405 [10.29]
Color	Black
Weight, lbs/ft [Kg/m]	0.12 [0.18]

Compliance Certifications (visit www.Pasternack.com for current document)

RoHS Compliant	Yes
----------------	-----

Plotted and Other Data

Notes:	Values at 25 °C, sea level
--------	----------------------------

Flexible RG8 Coax Cable Single Shielded with Black PVC (NC) Jacket from Pasternack Enterprises has same day shipment for domestic and International orders. Our RF, microwave and fiber optic products maintain a 99% availability and are part of the broadest selection in the industry.

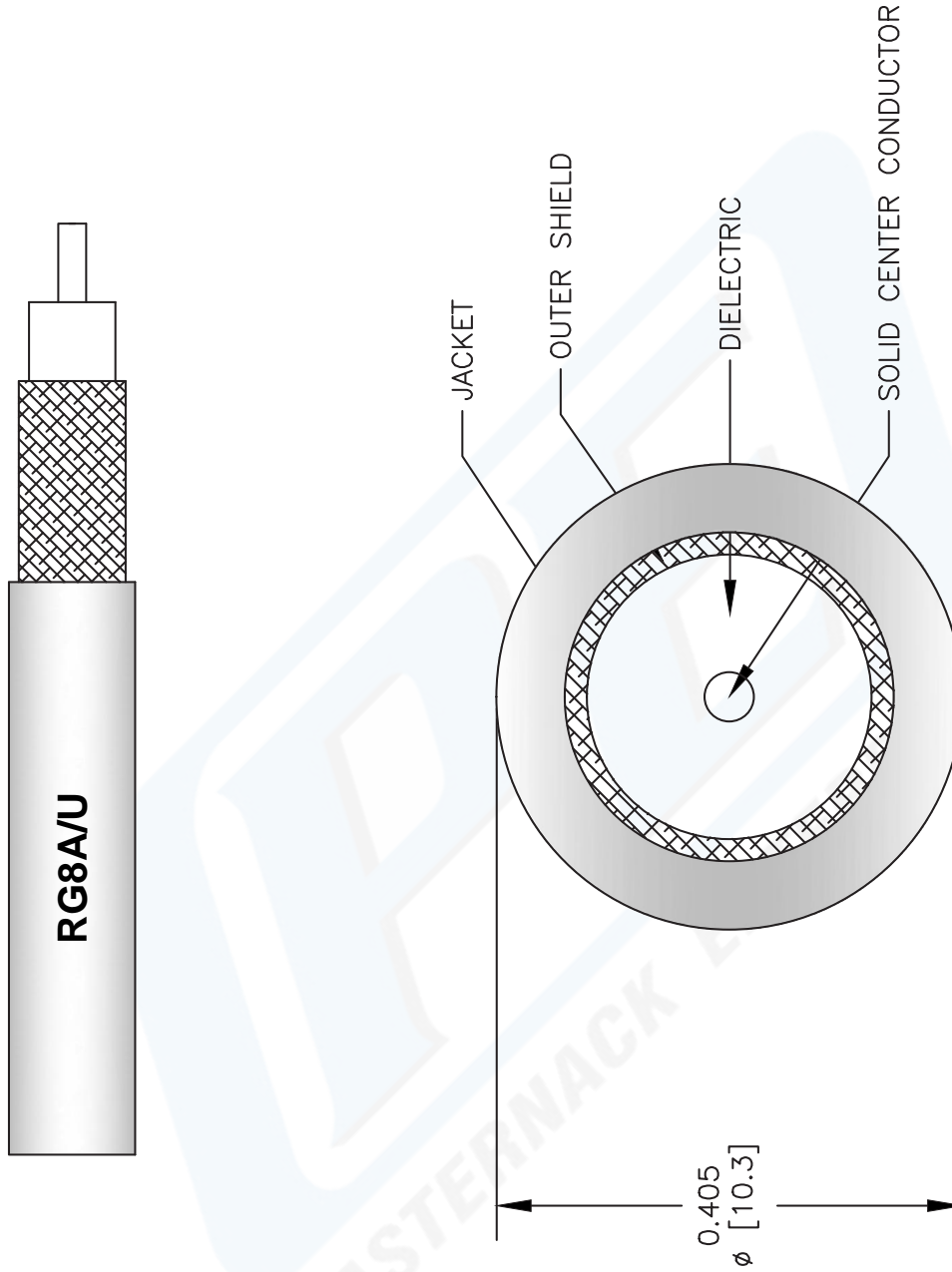
Click the following link (or enter part number in "SEARCH" on website) to obtain additional part information including price, inventory and certifications: [Flexible RG8 Coax Cable Single Shielded with Black PVC \(NC\) Jacket RG8A/U](#)

URL: <http://www.pasternack.com/flexible-0.405-rg8-52-ohm-coax-cable-pvc-jacket-rg8a-u-p.aspx>

The information contained in this document is accurate to the best of our knowledge and representative of the part described herein. It may be necessary to make modifications to the part and/or the documentation of the part, in order to implement improvements. Pasternack reserves the right to make such changes as required. Unless otherwise stated, all specifications are nominal.

RG8A/U CAD Drawing

Flexible RG8 Coax Cable Single Shielded with Black PVC (NC) Jacket



NOTES:
 1. UNLESS OTHERWISE SPECIFIED ALL DIMENSIONS ARE NOMINAL.
 2. ALL SPECIFICATIONS ARE SUBJECT TO CHANGE WITHOUT NOTICE AT ANY TIME.
 3. DIMENSIONS ARE IN INCHES [mm].

DWG TITLE

RG8A/U

REV. C

FSCM NO. 53919

CAD FILE

022513-C

SCALE N/A

SIZE A

XXXX



Pasternack Enterprises, Inc.
 P.O. Box 16759 | Irvine | CA | 92623
 Phone: (949) 261-1920 | Fax: (949) 261-7451
 Website: www.pasternack.com | E-Mail: sales@pasternack.com