



## SMA Male QD Connector Crimp/Solder Attachment For RG142, RG223, RG400, RG55

### RF Connectors Technical Data Sheet

PE44461

#### Configuration

- SMA Male Connector
- 50 Ohms
- Straight Body Geometry
- RG142, RG223, RG400, RG55 Interface Type
- Crimp/Solder Attachment

#### Electrical Specifications

Description	Minimum	Typical	Maximum	Units
Frequency Range	DC		12.4	GHz
VSWR			1.27:1	
Operating Voltage (AC)			335	Vrms
Dielectric Withstanding Voltage (AC)			1,000	

#### Mechanical Specifications

##### Size

Length	1.12 in [28.45 mm]
Width/Dia.	0.51 in [12.95 mm]
Weight	0.018 lbs [8.16 g]

#### Material Specifications

Description	Material	Plating
Contact	Beryllium Copper	Gold 50µ in. minimum
Insulation	Teflon	
Body	Brass	Gold 10µ in. minimum
Coupling Nut	Brass	Nickel 100µ in. minimum

#### Compliance Certifications (visit [www.Pasternack.com](http://www.Pasternack.com) for current document)

Not RoHS Compliant

Click the following link (or enter part number in "SEARCH" on website) to obtain additional part information including price, inventory and certifications: [SMA Male QD Connector Crimp/Solder Attachment For RG142, RG223, RG400, RG55 PE44461](#)



## SMA Male QD Connector Crimp/Solder Attachment For RG142, RG223, RG400, RG55

### RF Connectors Technical Data Sheet

PE44461

#### Plotted and Other Data

##### Notes:

SMA Male QD Connector Crimp/Solder Attachment For RG142, RG223, RG400, RG55 from Pasternack Enterprises has same day shipment for domestic and International orders. Our RF, microwave and millimeter wave products maintain a 99% availability and are part of the broadest selection in the industry.

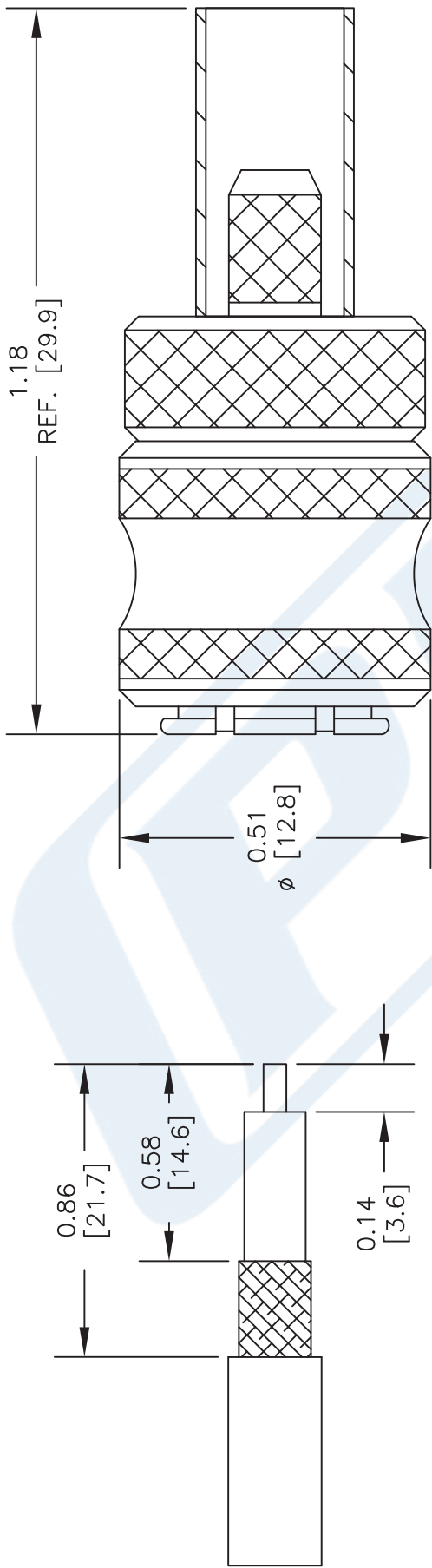
Click the following link (or enter part number in "SEARCH" on website) to obtain additional part information including price, inventory and certifications: [SMA Male QD Connector Crimp/Solder Attachment For RG142, RG223, RG400, RG55 PE44461](http://www.pasternack.com/sma-male-quick-disconnect-for-rg223u-pe44461-p.aspx)

URL: <http://www.pasternack.com/sma-male-quick-disconnect-for-rg223u-pe44461-p.aspx>

The information contained in this document is accurate to the best of our knowledge and representative of the part described herein. It may be necessary to make modifications to the part and/or the documentation of the part, in order to implement improvements. Pasternack reserves the right to make such changes as required. Unless otherwise stated, all specifications are nominal. Pasternack does not make any representation or warranty regarding the suitability of the part described herein for any particular purpose, and Pasternack does not assume any liability arising out of the use of any part or documentation.

# PE44461 CAD Drawing

SMA Male QD Connector Crimp/Solder Attachment For RG142, RG223, RG400, RG55



STRIPPING DIMENSIONS

CRIMP SIZE REQUIRED

CONTACT: SOLDER  
FERRULE: .213" HEX CRIMP TOOL



Pasternack Enterprises, Inc.  
P.O. Box 16759 | Irvine | CA | 92623  
Phone: (949) 261-1920 | Fax: (949) 261-7451  
Website: [www.pasternack.com](http://www.pasternack.com) | E-Mail: [sales@pasternack.com](mailto:sales@pasternack.com)

DWG TITLE

PE44461

FSCM NO. 53919

CAD FILE 050613

SCALE N/A

SIZE A

2233

NOTES:  
1. UNLESS OTHERWISE SPECIFIED ALL DIMENSIONS ARE NOMINAL.  
2. ALL SPECIFICATIONS ARE SUBJECT TO CHANGE WITHOUT NOTICE AT ANY TIME.  
3. DIMENSIONS ARE IN INCHES [mm].  
4. FITS MIL-C-17 AND EQUIVALENT CABLES.



## RP SMA Male Right Angle Connector Crimp/Solder Attachment for RG55, RG141, RG142, RG223, RG400

### RF Connectors Technical Data Sheet

PE44975

#### Configuration

- |  |  |
|--|--|
| <ul style="list-style-type: none"><li>• SMA Male Reverse Polarity Connector</li><li>• 50 Ohms</li><li>• Right Angle Body Geometry</li><li>• RG55, RG141, RG142, RG223, RG400 Interface</li></ul> | <ul style="list-style-type: none"><li>Type</li><li>• Crimp/Solder Attachment</li><li>• 5/16 inch Hex</li></ul> |
|--|--|

#### Features

- |  |  |
|--|--|
| <ul style="list-style-type: none"><li>• Gold Plated Beryllium Copper Contact</li></ul> | <ul style="list-style-type: none"><li>• Reverse Polarity</li></ul> |
|--|--|

#### Applications

- |  |   |
|--|---|
| <ul style="list-style-type: none"><li>• General Purpose Test</li></ul> | <ul style="list-style-type: none"><li>• Custom Cable Assemblies</li></ul> |
|--|---|

#### Description

Pasternack's PE44975 RP SMA male right angle connector with crimp/solder attachment for RG55, RG141, RG142, RG223 and RG400 is part of our full line of RF components available for same-day shipping. The male reverse polarity configuration uses a male connector body with a female inner contact receptacle. Its right angle body geometry allows for easier connections in tight spaces.

Our reverse polarity SMA male right angle connector PE44975 datasheet specifications and drawing with dimensions are shown below in this PDF. Pasternack's broad catalog of RF, microwave and millimeter wave connectors allows designers to configure and customize their signal connections however they like. Whether the need is to provide an I/O for a board design, or simply create a custom cable assembly configuration, Pasternack has the right connector for the job. Pasternack can also expertly build your custom cable assemblies for you and ship same-day.

#### Mechanical Specifications

Size	
Length	0.61 in [15.49 mm]
Width/Dia.	0.312 in [7.92 mm]
Height	0.925 in [23.5 mm]
Weight	0.014 lbs [6.35 g]
Mating Torque	3 to 5 in-lbs [0.34 to 0.57 Nm]

Click the following link (or enter part number in "SEARCH" on website) to obtain additional part information including price, inventory and certifications: [RP SMA Male Right Angle Connector Crimp/Solder Attachment for RG55, RG141, RG142, RG223, RG400 PE44975](#)



RP SMA Male Right Angle Connector Crimp/Solder  
Attachment for RG55, RG141, RG142, RG223, RG400

RF Connectors Technical Data Sheet

PE44975

**Material Specifications**

Description	Material	Plating
Contact	Beryllium Copper	Gold
Insulation	PTFE	
Body	Brass	Nickel
Coupling Nut	Brass	Nickel

**Compliance Certifications** (see [product page](#) for current document)

**Plotted and Other Data**

Notes:

RP SMA Male Right Angle Connector Crimp/Solder Attachment for RG55, RG141, RG142, RG223, RG400 from Pasternack Enterprises has same day shipment for domestic and International orders. Our RF, microwave and millimeter wave products maintain a 99% availability and are part of the broadest selection in the industry.

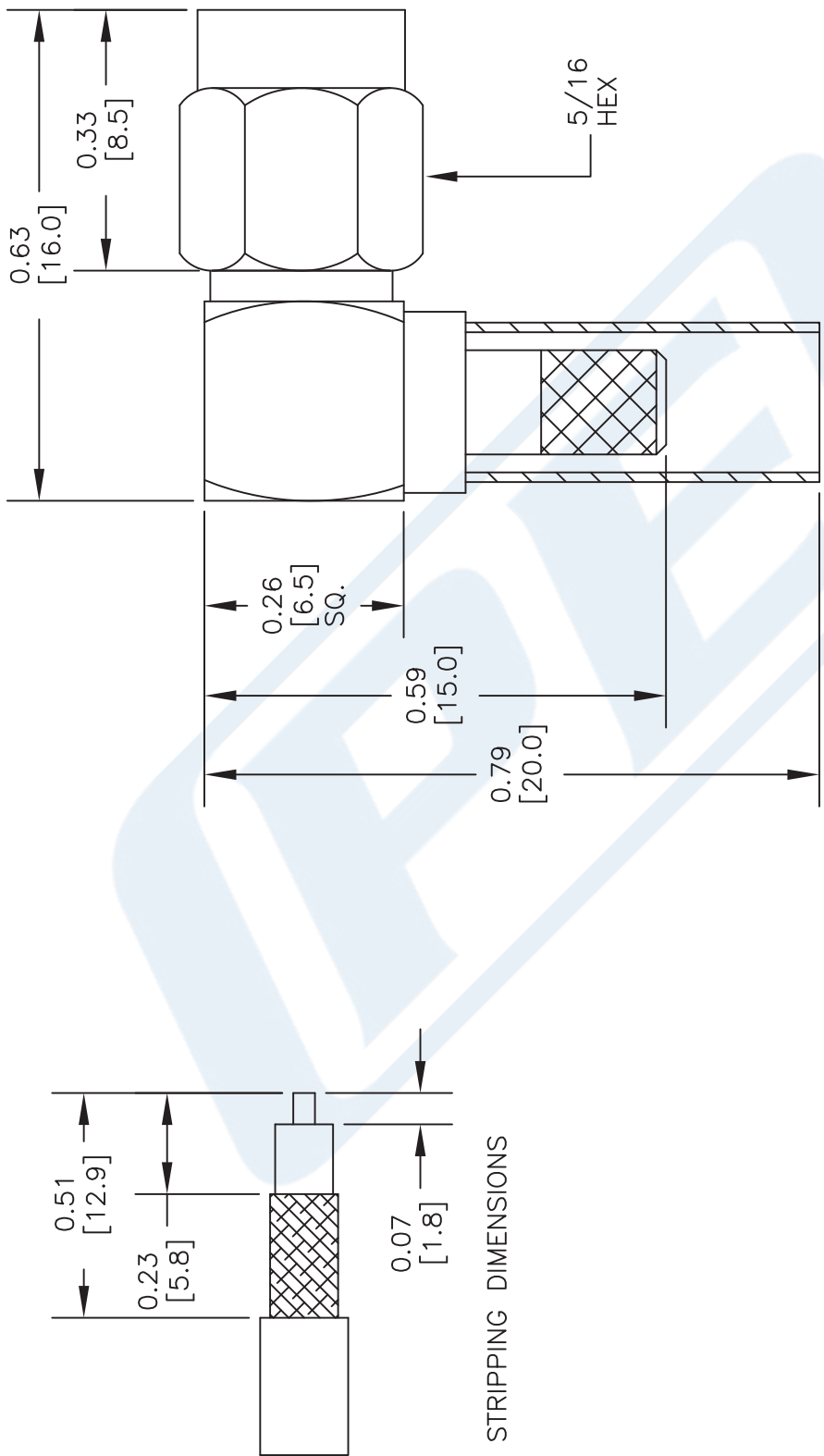
Click the following link (or enter part number in "SEARCH" on website) to obtain additional part information including price, inventory and certifications: [RP SMA Male Right Angle Connector Crimp/Solder Attachment for RG55, RG141, RG142, RG223, RG400 PE44975](#)

URL: <https://www.pasternack.com/sma-male-reverse-polarity-rg55-rg141-rg142-rg223-rg400-connector-pe44975-p.aspx>

The information contained in this document is accurate to the best of our knowledge and representative of the part described herein. It may be necessary to make modifications to the part and/or the documentation of the part, in order to implement improvements. Pasternack reserves the right to make such changes as required. Unless otherwise stated, all specifications are nominal. Pasternack does not make any representation or warranty regarding the suitability of the part described herein for any particular purpose, and Pasternack does not assume any liability arising out of the use of any part or documentation.

PE44975 CAD Drawing

RP SMA Male Right Angle Connector Crimp/Solder Attachment  
for RG55, RG141, RG142, RG223, RG400



NOTES:  
1. UNLESS OTHERWISE SPECIFIED ALL DIMENSIONS ARE NOMINAL.  
2. ALL SPECIFICATIONS ARE SUBJECT TO CHANGE WITHOUT NOTICE AT ANY TIME.  
3. DIMENSIONS ARE IN INCHES [mm].  
4. FITS MIL-C-17 AND EQUIVALENT CABLES.

DWG TITLE  
**PE44975**

FSCM NO. 53919

150

SIZE A

SCALE N/A

CAD FILE 020714

**PE PASTERNAK®**  
THE ENGINEER'S RF SOURCE  
Pasternack Enterprises, Inc.  
P.O. Box 16759 | Irvine | CA | 92623  
Phone: (949) 261-1920 | Fax: (949) 261-7451  
Website: www.pasternack.com | E-Mail: sales@pasternack.com





## Flexible RG142 Coax Cable Double Shielded with Tan FEP Jacket

### TECHNICAL DATA SHEET

RG142B/U

#### Flexible RG142 Coax Cable Double Shielded with Tan FEP Jacket

##### Configuration

Inner Conductor Material and Plating	Copper Clad Steel, Silver
Dielectric Type	PTFE
Shield Materials	Silver Plated Copper Braid, Silver Plated Copper Braid
Jacket Material and Color	FEP, Tan

##### Electrical Specifications

Impedance, Ohms	50
Velocity of Propagation, %	69.2
Maximum Operating Frequency, GHz	8
RF Shielding, dB	90
Capacitance, pF/ft [pF/m]	29.4 [96.46]
Maximum Operating Voltage, Volts	1,900

##### Electrical Specifications by Frequency

###### Frequency 1

Frequency, MHz	100
Attenuation, dB/100ft [dB/100m]	3.9 [12.8]

###### Frequency 2

Frequency, MHz	1000
Attenuation, dB/100ft [dB/100m]	13 [42.65]

###### Frequency 3

Frequency, GHz	3
Attenuation, dB/100ft [dB/100m]	23.8 [78.08]

###### Frequency 4

Frequency, GHz	5
Attenuation, dB/100ft [dB/100m]	36 [118.11]

##### Mechanical Specifications

###### Temperature

Operating Range, deg C	-55 to +200
------------------------	-------------

###### Inner Conductor

Number of Strands	1
Material	Copper Clad Steel
Plating	Silver
Diameter, in [mm]	0.037 [0.94]

Click the following link (or enter part number in "SEARCH" on website) to obtain additional part information including price, inventory and certifications: [Flexible RG142 Coax Cable Double Shielded with Tan FEP Jacket RG142B/U](#)

The information contained in this document is accurate to the best of our knowledge and representative of the part described herein. It may be necessary to make modifications to the part and/or the documentation of the part, in order to implement improvements. Pasternack reserves the right to make such changes as required. Unless otherwise stated, all specifications are nominal.



Flexible RG142 Coax Cable Double Shielded with Tan FEP Jacket

TECHNICAL DATA SHEET

RG142B/U

**Dielectric:**

Type	PTFE
Diameter, in [mm]	0.116 [2.95]

**Shield:**

Number of	2
Material 1	Silver Plated Copper Braid
Material 2	Silver Plated Copper Braid
Diameter, in [mm]	0.156 [3.96]

**Jacket:**

Material	FEP
Diameter, in [mm]	0.195 [4.95]
Color	Tan
One Time Minimum Bend Radius, in [mm]	0.984 [24.99]
Repeated Minimum Bend Radius, in [mm]	2 [50.8]
Weight, lbs/ft [Kg/m]	0.046 [0.07]

**Compliance Certifications** (visit [www.Pasternack.com](http://www.Pasternack.com) for current document)

RoHS Compliant	Yes
----------------	-----

**Plotted and Other Data**

Notes:	Values at 25 °C, sea level
--------	----------------------------

URL: <http://www.pasternack.com/flexible-0.195-rg142-50-ohm-coax-cable-fep-jacket-rg142b-u-p.aspx>

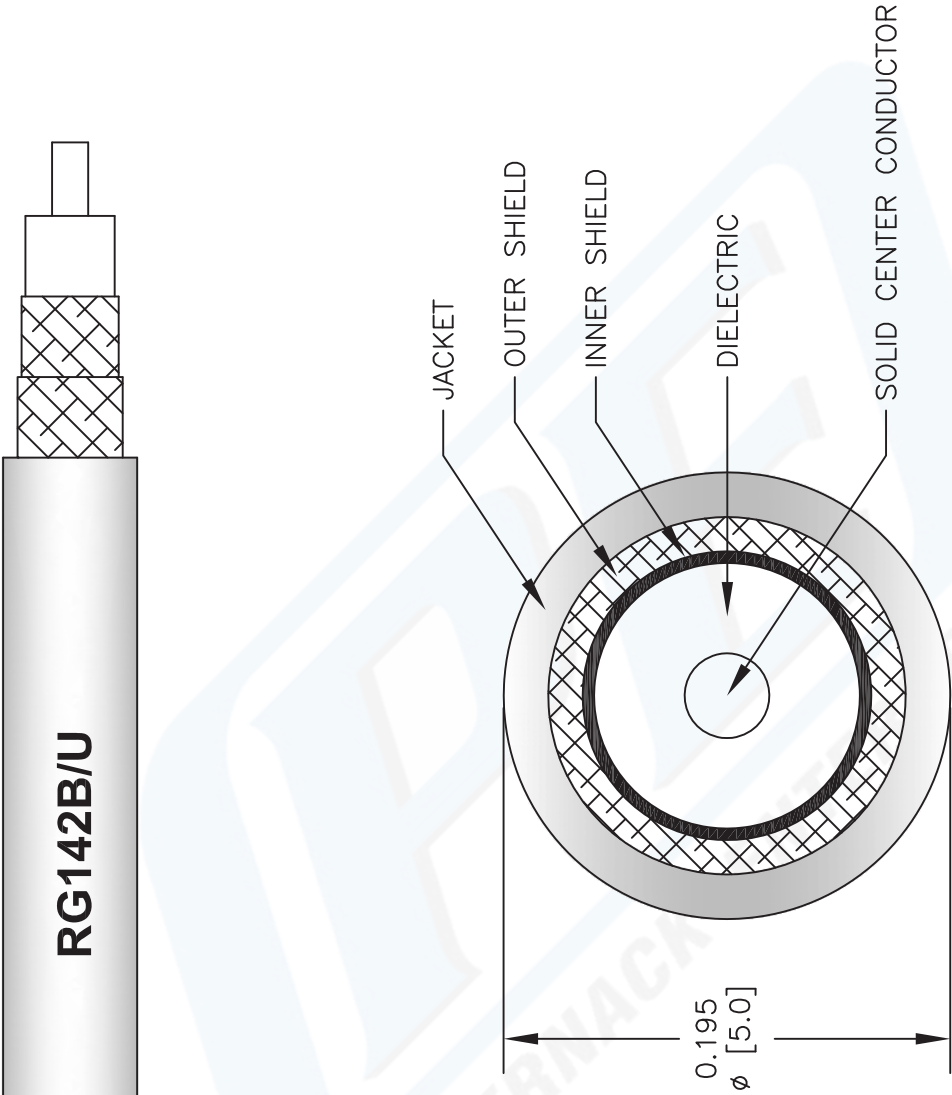
Flexible RG142 Coax Cable Double Shielded with Tan FEP Jacket from Pasternack Enterprises has same day shipment for domestic and International orders. Our RF, microwave and fiber optic products maintain a 99% availability and are part of the broadest selection in the industry.

The information contained in this document is accurate to the best of our knowledge and representative of the part described herein. It may be necessary to make modifications to the part and/or the documentation of the part, in order to implement improvements. Pasternack reserves the right to make such changes as required. Unless otherwise stated, all specifications are nominal.



# RG142B/U CAD Drawing

Flexible RG142 Coax Cable Double Shielded with Tan FEP Jacket



NOTES:  
1. UNLESS OTHERWISE SPECIFIED ALL DIMENSIONS ARE NOMINAL.  
2. ALL SPECIFICATIONS ARE SUBJECT TO CHANGE WITHOUT NOTICE AT ANY TIME.  
3. DIMENSIONS ARE IN INCHES [mm].

DWG TITLE

RG142B/U

FSCM NO. 53919

2233

SIZE A

SCALE N/A

CAD FILE 022808-A

**PE PASTERNAK®**

Pasternack Enterprises, Inc.  
P.O. Box 16759 | Irvine | CA | 92623  
Phone: (949) 261-1920 | Fax: (949) 261-7451  
Website: www.pasternack.com | E-Mail: sales@pasternack.com