



75 Ohm BNC Male Connector Crimp/Solder Attachment for PE-B150, RG180, RG195

RF Connectors Technical Data Sheet

PE4633

Configuration

- BNC Male Connector
- 75 Ohms
- Straight Body Geometry
- PE-B150, RG180, RG195 Interface Type
- Crimp/Solder Attachment

Features

- Max. Operating Frequency 1,000 MHz
- Gold Plated Brass Contact
- 30 μ m minimum contact plating

Applications

- General Purpose Test
- Custom Cable Assemblies
- CATV

Description

Pasternack's PE4633 75 ohm BNC male connector with crimp/solder attachment for PE-B150, RG180 and RG195 is part of our full line of RF components available for same-day shipping. Our BNC male connector operates up to a maximum frequency of 1,000 MHz.

Our 75 ohm BNC male connector PE4633 datasheet specifications and drawing with dimensions are shown below in this PDF. Pasternack's broad catalog of RF, microwave and millimeter wave connectors allows designers to configure and customize their signal connections however they like. Whether the need is to provide an I/O for a board design, or simply create a custom cable assembly configuration, Pasternack has the right connector for the job. Pasternack can also expertly build your custom cable assemblies for you and ship same-day.

Electrical Specifications

Description	Minimum	Typical	Maximum	Units
Frequency Range	DC		1,000	MHz
Operating Voltage (AC)			500	Vrms
Dielectric Withstanding Voltage (AC)			1,500	Vrms

Mechanical Specifications

Size

Length	0.929 in [23.6 mm]
Width/Dia.	0.571 in [14.50 mm]
Weight	0.026 lbs [11.79 g]

Click the following link (or enter part number in "SEARCH" on website) to obtain additional part information including price, inventory and certifications: [75 Ohm BNC Male Connector Crimp/Solder Attachment for PE-B150, RG180, RG195 PE4633](#)



75 Ohm BNC Male Connector Crimp/Solder Attachment for PE-B150, RG180, RG195

RF Connectors Technical Data Sheet

PE4633

Material Specifications

Description	Material	Plating
Contact	Brass	Gold 30 µin minimum
Insulation	PTFE	
Body	Brass	Nickel 100 µin minimum
Coupling Nut	Brass	Nickel 100 µin minimum

Environmental Specifications

Temperature

Operating Range

-65 to +165 deg C

Compliance Certifications (see [product page](#) for current document)

Plotted and Other Data

Notes:

75 Ohm BNC Male Connector Crimp/Solder Attachment for PE-B150, RG180, RG195 from Pasternack Enterprises has same day shipment for domestic and International orders. Our RF, microwave and millimeter wave products maintain a 99% availability and are part of the broadest selection in the industry.

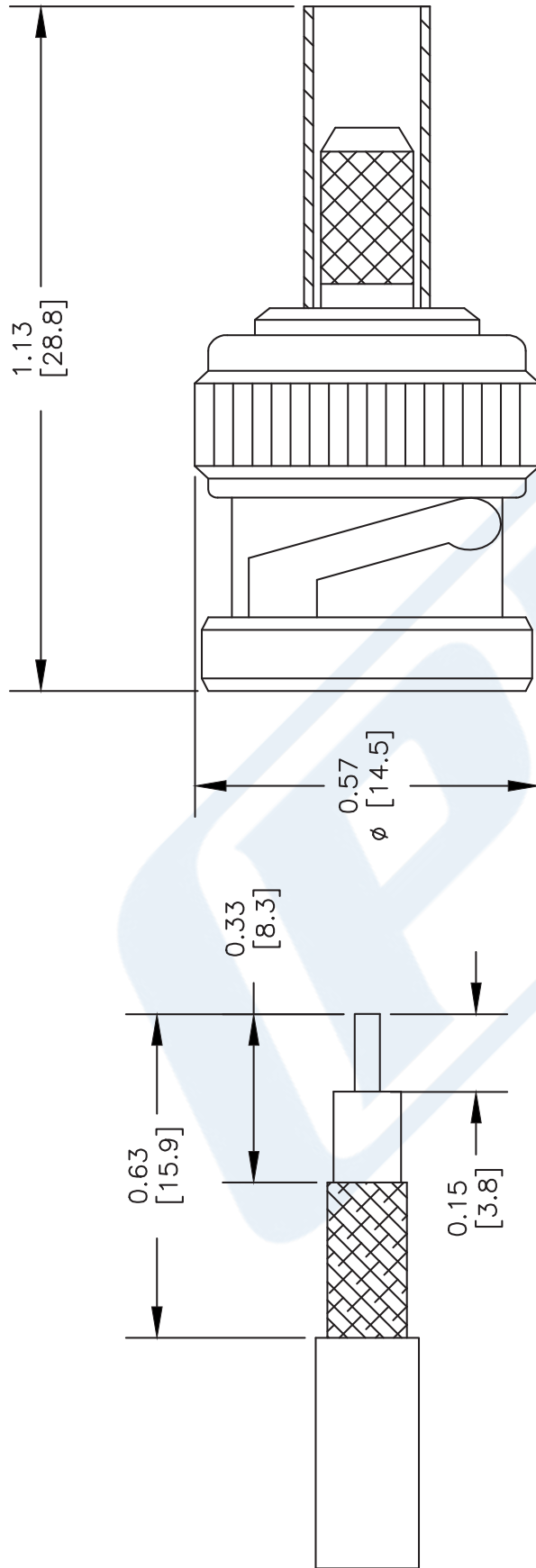
Click the following link (or enter part number in "SEARCH" on website) to obtain additional part information including price, inventory and certifications: [75 Ohm BNC Male Connector Crimp/Solder Attachment for PE-B150, RG180, RG195 PE4633](#)

URL: <https://www.pasternack.com/bnc-male-standard-pe-b150-connector-pe4633-p.aspx>

The information contained in this document is accurate to the best of our knowledge and representative of the part described herein. It may be necessary to make modifications to the part and/or the documentation of the part, in order to implement improvements. Pasternack reserves the right to make such changes as required. Unless otherwise stated, all specifications are nominal. Pasternack does not make any representation or warranty regarding the suitability of the part described herein for any particular purpose, and Pasternack does not assume any liability arising out of the use of any part or documentation.

PE4633 CAD Drawing

75 Ohm BNC Male Connector Crimp/Solder Attachment for PE-B150, RG180, RG195



STRIPPING DIMENSIONS

CRIMP SIZE REQUIRED

CONTACT: .068" HEX CRIMP TOOL
FERRULE: .178" HEX CRIMP TOOL

NOTES:
1. UNLESS OTHERWISE SPECIFIED ALL DIMENSIONS ARE NOMINAL.
2. ALL SPECIFICATIONS ARE SUBJECT TO CHANGE WITHOUT NOTICE AT ANY TIME.
3. DIMENSIONS ARE IN INCHES [mm].
4. FITS MIL-C-17 AND EQUIVALENT CABLES.

DWG TITLE

PE4633

REV. A FSCM NO. 53919

147

SIZE A

SCALE N/A

CAD FILE 021513-A

PE PASTERNAK®

Pasternack Enterprises, Inc.
P.O. Box 16759 | Irvine | CA | 92623
Phone: (949) 261-1920 | Fax: (949) 261-7451
Website: www.pasternack.com | E-Mail: sales@pasternack.com



75 Ohm SMB Positive Snap Plug Connector Crimp/ Solder Attachment For RG180, RG195

TECHNICAL DATA SHEET

PE44444

75 Ohm SMB Positive Snap Plug Connector Crimp/Solder Attachment For RG180, RG195

Configuration

Connector	SMB Positive Snap Plug
Connector Interface Type	RG180, RG195
Cable Attachment Method (Shield/Contact)	Crimp/Solder
Body Style	Straight

Electrical Specifications

Impedance, Ohms	75
-----------------	----

Mechanical Specifications

Size

Length, in [mm]	1.182 [30.02]
Width/Dia., in [mm]	0.4 [10.16]
Weight, lbs [g]	0.019 [8.62]

Connector

Type	SMB Positive Snap Plug
Contact Material and Plating	Gold
Body Material and Plating	Brass, Nickel
Dielectric Type	PTFE

Compliance Certifications (visit www.Pasternack.com for current document)

RoHS Compliant	Yes
----------------	-----

Plotted and Other Data

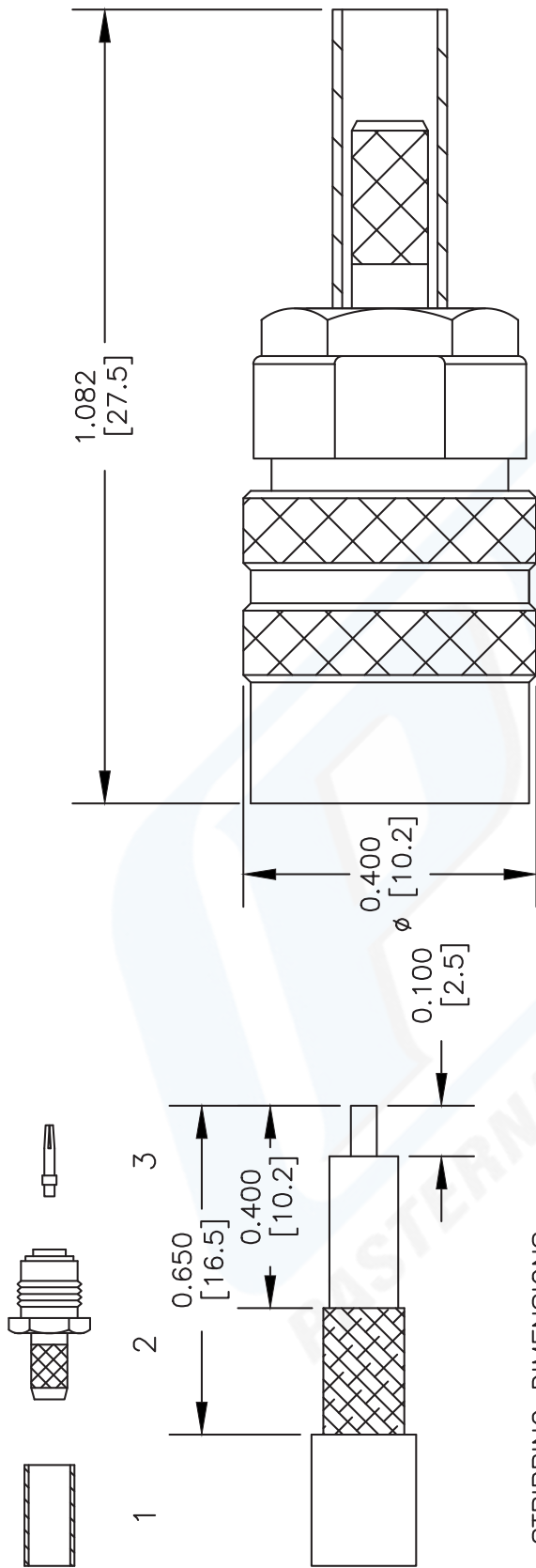
Notes:	Values at 25 °C, sea level
--------	----------------------------

75 Ohm SMB Positive Snap Plug Connector Crimp/Solder Attachment For RG180, RG195 from Pasternack Enterprises has same day shipment for domestic and International orders. Our RF, microwave and fiber optic products maintain a 99% availability and are part of the broadest selection in the industry.

Click the following link (or enter part number in "SEARCH" on website) to obtain additional part information including price, inventory and certifications: [75 Ohm SMB Positive Snap Plug Connector Crimp/Solder Attachment For RG180, RG195 PE44444](http://www.pasternack.com/smb-positive-snap-plug-standard-rg180-rg195-connector-pe44444-p.aspx)

URL: <http://www.pasternack.com/smb-positive-snap-plug-standard-rg180-rg195-connector-pe44444-p.aspx>

The information contained in this document is accurate to the best of our knowledge and representative of the part described herein. It may be necessary to make modifications to the part and/or the documentation of the part, in order to implement improvements. Pasternack reserves the right to make such changes as required. Unless otherwise stated, all specifications are nominal.



STRIPPING DIMENSIONS

ASSEMBLY PROCEDURES

1. STRIP CABLE AS SHOWN & SLIDE FERRULE (1) ONTO CABLE. TIN CENTER CONDUCTOR.
2. ADD CRIMP NUT (2) BY SLIDING EXTENSION BETWEEN BRAID & DIELECTRIC. SLIDE FERRULE (1) OVER BRAID & CRIMP.
3. SOLDER CONTACT (3) TO CENTER CONDUCTOR. SLIDE ASSEMBLY INTO BODY & TIGHTEN

CRIMP SIZE REQUIRED

CONTACT: SOLDER
FERRULE: .178" HEX CRIMP TOOL

NOTES:
1. UNLESS OTHERWISE SPECIFIED ALL DIMENSIONS ARE NOMINAL.
2. ALL SPECIFICATIONS ARE SUBJECT TO CHANGE WITHOUT NOTICE AT ANY TIME.
3. DIMENSIONS ARE IN INCHES [mm].
4. FITS MIL-C-17 AND EQUIVALENT CABLES.

DWG TITLE

PE44444

FSCM NO. 53919

CAD FILE 100604

SCALE N/A

SIZE A

127



Pasternack Enterprises, Inc.
P.O. Box 16759 | Irvine | CA | 92623
Phone: (949) 261-1920 | Fax: (949) 261-7451
Website: www.pasternack.com | E-Mail: sales@pasternack.com

95 Ohm Flexible RG180 Coax Cable Single
Shielded with Tan FEP Jacket

RF Cables Technical Data Sheet

RG180B/U

Configuration

- Flexible Cable
- 1 Shield(s)

Electrical Specifications

Description	Minimum	Typical	Maximum	Units
Frequency Range	DC		3	GHz
Impedance		95		Ohms
Velocity of Propagation		70		%
Dielectric Withstanding Voltage (AC)			2,000	Vrms
Jacket Spark			2,000	Vrms
Nominal Capacitance		17.4 [57.09]		pF/ft [pF/m]

Performance by Frequency Band

Description	F1	F2	F3	F4	F5	Units
Frequency	400					MHz
Attenuation, Typ	17					dB/100ft
	55.77					dB/100m

Mechanical Specifications

Diameter	0.141 in [3.58 mm]
Weight	0.0198 lbs/ft [0.03 Kg/m]

Construction Specifications

Description	Material and Plating	Diameter
Inner Conductor	Copper Clad Steel, Silver, 7 Strands	
Conductor Type	Stranded	
Dielectric	PTFE	0.102 in [2.59 mm]
First Shield	Silver Plated Copper Braid 91% coverage	0.12 in [3.05 mm]

Click the following link (or enter part number in "SEARCH" on website) to obtain additional part information including price, inventory and certifications: [95 Ohm Flexible RG180 Coax Cable Single Shielded with Tan FEP Jacket RG180B/U](#)

95 Ohm Flexible RG180 Coax Cable Single Shielded with Tan FEP Jacket

RF Cables Technical Data Sheet

RG180B/U

Jacket	FEP, Tan	0.141 in [3.58 mm]
--------	----------	--------------------

Environmental Specifications

Compliance Certifications (see [product page](#) for current document)

Plotted and Other Data

Notes:

95 Ohm Flexible RG180 Coax Cable Single Shielded with Tan FEP Jacket from Pasternack Enterprises has same day shipment for domestic and International orders. Our RF, microwave and millimeter wave products maintain a 99.4% availability and are part of the broadest selection in the industry.

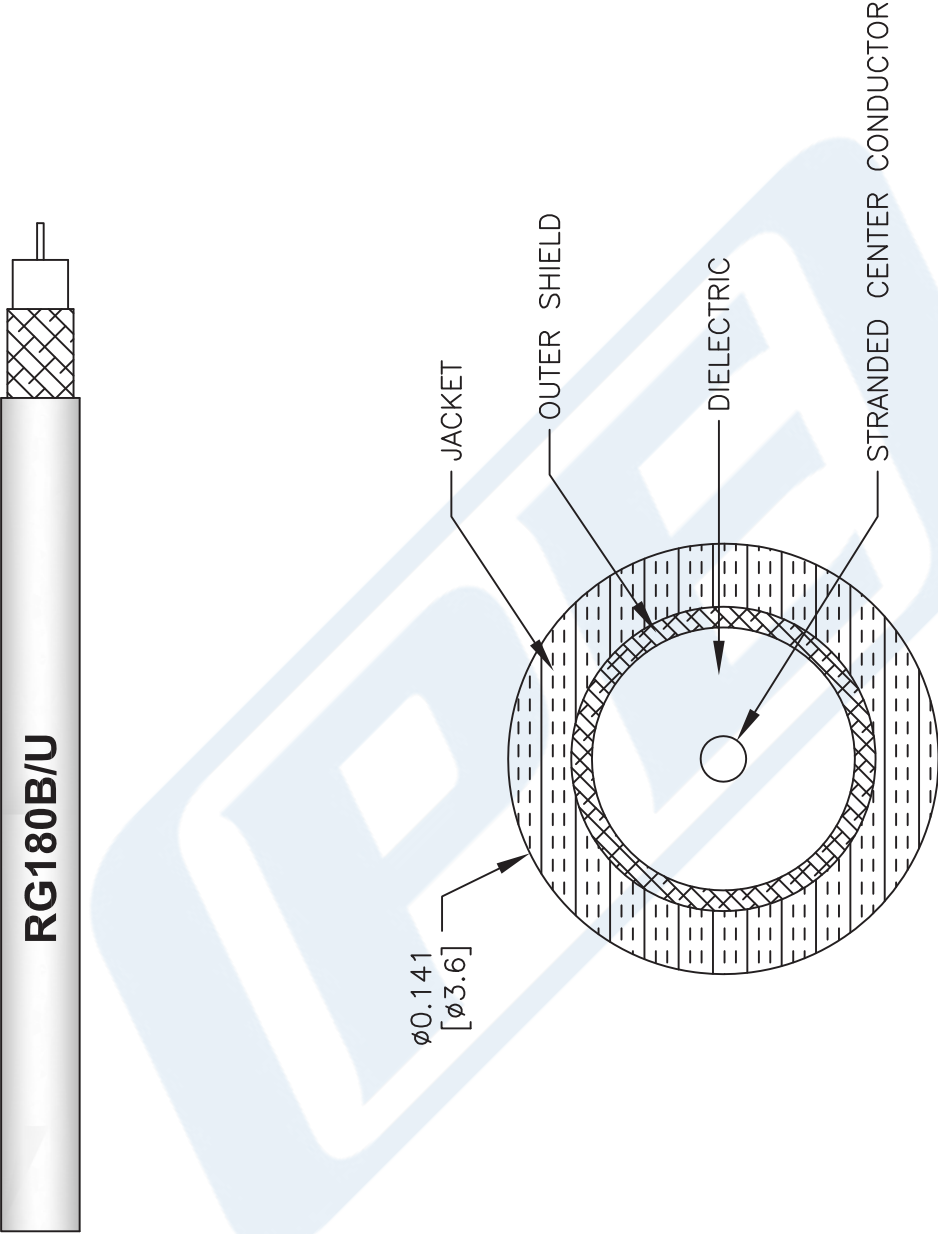
Click the following link (or enter part number in "SEARCH" on website) to obtain additional part information including price, inventory and certifications: [95 Ohm Flexible RG180 Coax Cable Single Shielded with Tan FEP Jacket RG180B/U](#)

URL: <https://www.pasternack.com/flexible-0.145-rg180-95-ohm-twinax-cable-fep-jacket-rg180b-u-p.aspx>

The information contained in this document is accurate to the best of our knowledge and representative of the part described herein. It may be necessary to make modifications to the part and/or the documentation of the part, in order to implement improvements. Pasternack reserves the right to make such changes as required. Unless otherwise stated, all specifications are nominal. Pasternack does not make any representation or warranty regarding the suitability of the part described herein for any particular purpose, and Pasternack does not assume any liability arising out of the use of any part or documentation.

RG180B/U CAD Drawing

95 Ohm Flexible RG180 Coax Cable Single Shielded with Tan FEP Jacket



NOTES:
1. UNLESS OTHERWISE SPECIFIED ALL DIMENSIONS ARE NOMINAL.
2. ALL SPECIFICATIONS ARE SUBJECT TO CHANGE WITHOUT NOTICE AT ANY TIME.
3. DIMENSIONS ARE IN INCHES [mm].

DWG TITLE
RG180B/U

FSCM NO. 53919

CAD FILE 111716

SCALE N/A

SIZE A

41742

Pasternack®
THE ENGINEER'S RF SOURCE
Pasternack Enterprises, Inc.
P.O. Box 16759 | Irvine | CA | 92623
Phone: (949) 261-1920 | Fax: (949) 261-7451
Website: www.pasternack.com | E-Mail: sales@pasternack.com